

CITY OF ROCHELLE, IL 2017 PROPOSED BUDGET



Veteran's Memorial in Lawnridge Cemetery
Photo taken by: Danny Williams

City of Rochelle, Illinois
2017 Proposed Annual
Budget

For the Calendar Year beginning January 1, 2017



Mayor

Chet Olson

City Council

Don Burke

Dave Eckhardt

Bil Hayes

Kathy Hollonbeck

Dan McDermott

Tom McDermott

City Manager

Dave Plyman

City Finance Director

Chris Cardott



Government Finance Officers Association

**Certificate of
Achievement
for Excellence
in Financial
Reporting**

Presented to

**City of Rochelle
Illinois**

For its Comprehensive Annual
Financial Report
for the Fiscal Year Ended

April 30, 2015

Executive Director/CEO

This Page Intentionally Left Blank

Table of Contents

Mission and Vision	1
Issue Statements, Goals and Objectives.....	2
Issue #1: Economic Development.....	2
Goal 1	2
Goal 2.....	2
Issue #2: Financial Sustainability	2
Goal 3.....	2
Goal 4.....	2
Issue #3: Community Engagement	3
Goal 5	3
Goal 6	3
<i>Appendix</i>	4
a. Background	5
b. Process outline	7
c. Data Collection	7
a. Online survey of staff.....	7
b. Online survey of citizen advisory board committee members.....	10
c. Special Meeting of Senior Staff and Elected Officials, Oct.5	12
d. Special Meeting of Senior Staff and Elected Officials, Nov. 2	15

MISSION

The City of Rochelle is committed to providing fiscally responsible, high quality, responsive services to our community.

VISION

Rochelle is a growing, progressive Midwestern community where high speed information technology, superior transportation systems and excellent city services provide our citizens and businesses every opportunity for success.

Strategic Issues and Strategic Goals 2016-2018

Issue #1: Economic Development – the need to promote employment opportunities for current and potential residents. The vision is to have a vibrant and diverse economy for the City of Rochelle.

Goal One: Support the development of the downtown core as a shopping and tourist destination.

- Objective: partner with existing organizations and businesses in the downtown core to identify gaps in retail offerings by June 2016
- Objective: develop a city plan to bring additional resources to improve public spaces and City-owned buildings and spaces in the downtown core by December 2016
- Objective: explore the creation of a downtown business district (Special Service Area SSA4) by June 2017. The special district could be operated by a nonprofit organization that would include commercial and residential property residents and tenants responsible for the marketing and development of the downtown core.
- Objective: support the creation and marketing of downtown festivals and events to support retail sales and community engagement (ongoing)

Goal Two: Support company expansion and recruitment, and City employment to retain a skilled workforce in Rochelle.

- Objective: expand the non-residential tax base by developing or supporting a comprehensive economic development strategy by the Greater Rochelle Economic Development Corporation by December 31, 2016.
- Objective: evaluate business regulatory processes to ensure they are up to date, effective and efficient by June 30, 2016.
- Objective: lead and facilitate collaboration efforts between with businesses, Rochelle Chamber of Commerce, educational institutions, government agencies, Greater Rochelle Economic Development Corporation (ongoing).
- Objective: Develop and/or expand internship programs in City departments to increase retention of Rochelle students to pursue skilled jobs in the City by June 30, 2016.

Goal Three: Grow City-owned Enterprises (e.g., Electric, Internet, Landfill, CIR) to generate additional revenues and payments in lieu of taxes to support General Fund programs and other community initiatives.

- Objective: Focus economic development activities on potential developments that serve to grow the City's enterprises.

Goal Four: Attract additional single family residential development projects consistent with the Comprehensive Plan.

- Objective: Consider offering financial incentives to facilitate single family residential development projects.

Issue #2: Financial Sustainability - the need to match service delivery to resource constraints. The vision is to balance the needs of current residents with fiscal resources and investment in long-term growth potential. Vision is to create the most efficient, effective and equitable government services.

Goal Five: Seek opportunities for alternative service delivery of public services.

- Objective: have a clear plan to replace or repair existing infrastructure as additional resources become available by December 31, 2016.

Goal Six: Conduct on-going review of Enterprise investments to ensure they continue to service the City's Economic Development purposes and disinvest when appropriate.

- Objective: Monitor values of Technology Center and Electric Transmission Assets and disinvest if appropriate.

Goal Seven: Implement continual improvement processes for each department.

- Objective: Bench-mark policies and performance against peer organizations.
- Objective: Seek departmental accreditation when available and appropriate.

Goal Eight: Continually evaluate all debt based on interest costs and community needs.

- Objective: seek to decrease or refinance debt when meaningful interest cost savings can be achieved.
- Objective: create comprehensive criteria that will be used to evaluate return on investment for all new debt by June 30, 2016.
- Objective: have a clear payback plan for all new debt (ongoing).

Issue #3: Community Engagement – the need to increase participation in local governance from all residents. Vision is to build on the uniqueness and strengths of its residents by embracing the opportunities that a diverse population has to offer.

Goal Nine: Improve outreach and service to traditionally under-represented residents.

- Objective: Understand the needs of all local residents, their expectations and satisfaction with City services by conducting a citizen survey by June 30, 2017.

- Objective: Create communications plans to support outreach to all residents by December 31, 2017.
- Objective: Measure outreach efforts by determining if participation in local government represents the demographic makeup of the City by December 31, 2018.

Goal Ten: Encourage community involvement in governance in ways that generate community pride.

- Objective: Engage, support, and network with community organizations and community leaders in the Hispanic community to support leadership development in the City and city organizations (ongoing).
- Objective: Encourage healthy lifestyle choices by promoting leisure, cultural, fitness and recreational opportunities through partnerships (ongoing).

Goal Eleven: Facilitate improved intergovernmental cooperation among the units of local government serving Rochelle to achieve better planning and recognize efficiencies where appropriate.

- Objective: Form an informal Rochelle Council of Governments process whereby representatives from all units of local government gather at least annually to discuss issues affecting our community.

APPENDIX

a) Background

Rochelle is an interesting city for several reasons. It is an economic hub for the region. The figure below (<http://onthemap.ces.census.gov>) shows the number of workers coming into Rochelle for work and the number leaving each day. As indicated, more people are commuting in than leaving for work. Of the total workforce living in the City (4,469 individuals), about 30% are employed in the City while 70% (3,133) commute out. Conversely, of the 6,177 people employed in Rochelle, nearly 80% live outside (4,841). These numbers only include the City of Rochelle proper and not unincorporated areas outside of city limits for example. From the same data source, the workers commuting out of Rochelle tend to have jobs that pay more than those who commute into Rochelle.



In terms of overall demographics, the following table compares the US, Illinois and Rochelle.

Census Statistics	UNITED STATES	Illinois	Rochelle Illinois
Population per square mile, 2010	87.4	231.1	742.2
Population estimates, July 1, 2014	318,857,056	12,880,580	9,390
Persons under 5 years, percent, April 1, 2010	6.5	6.5	7.5
Persons under 18 years, percent, April 1, 2010	24	24.4	26.2
Persons 65 years and over, percent, April 1, 2010	13	12.5	14.5
White alone, percent, April 1, 2010	72.4	71.5	85
Black or African American alone, percent, April 1, 2010	12.6	14.5	2.3
Hispanic or Latino, percent, April 1, 2010	16.3	15.8	23.5
White alone, not Hispanic or Latino, percent, April 1, 2010	63.7	63.7	72.3
Foreign born persons, percent, 2009-2013	12.9	13.8	11.7
Owner-occupied housing unit rate, 2009-2013	64.9	67.5	59.7
Median value of owner-occupied housing units, 2009-2013	176,700	182,300	132,900
Median gross rent, 2009-2013	904	890	716
Households, 2009-2013	115,610,216	4,772,723	3,792
Persons per household, 2009-2013	2.63	2.63	2.49
Language other than English spoken at home, percent of persons age 5 years+, 2009-2013	20.7	22.3	18
High school graduate or higher, percent of persons age 25 years+, 2009-2013	86	87.3	80
Bachelor's degree or higher, percent of persons age 25 years+, 2009-2013	28.8	31.4	16.8
With a disability, under age 65 years, percent, 2009-2013	8.4	6.9	5.5
Persons without health insurance, under age 65 years, percent	12	11.1	16.6
In civilian labor force, female, percent of population age 16 years+, 2009-2013	59	61.3	57.7
Total retail sales per capita, 2007 (c)	12,990	12,947	23,086
Mean travel time to work (minutes), workers age 16 years+, 2009-2013	25.5	28	19.2
Median household income (in 2013 dollars), 2009-2013	53,046	56,797	41,535
Per capita income in past 12 months (in 2013 dollars), 2009-2013	28,155	29,666	21,169
Persons in poverty, percent	14.8	14.4	19.7

From this comparison with all of Illinois, we see that Rochelle has higher percentages of persons under 5 and persons under 18 as well as persons over 65 years of age. Residents are also much more likely to be white alone, less likely to be African American but much more likely to be Hispanic. Residents are more likely to be renters than homeowners. In terms of education, residents are slightly less likely to have graduated from high school but significantly less likely to have a bachelor's degree or higher. Rochelle also has a much higher poverty rate compared to the State or the Country.

b) Process Outline

Strategic Plan Process

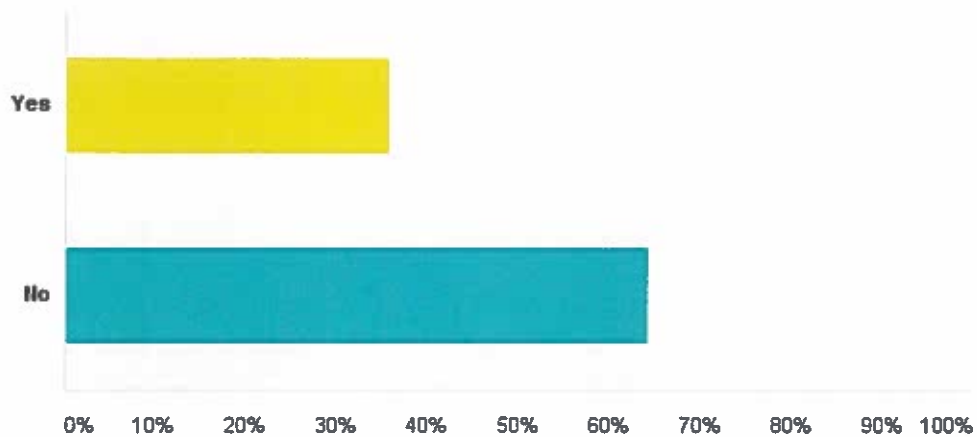
- The Consultant met with the City Manager for a tour of the City in September 2015.
- The Consultant prepared an online survey for city staff, council members and citizen advisory committee members which was sent out by the City in September 2015.
- The Consultant met with the Council and Senior Staff on October 5, 2015 for a strategic planning session; to review the previous plan, go over a strategic planning process and do a SWOT analysis with those present.
- A memo was written by the Consultant on October 21, 2015 to summarize that Board retreat and a draft of strategic issues
- A special meeting with Council and Senior Staff was held on November 2, 2015 to discuss the consultant report, build consensus on the draft strategic issues and goals
- The Consultant prepared a draft strategic plan to the Council
- The Strategic Plan is formally adopted by the Council and staff develop action plans with timelines, persons responsible and budget implications (December-January)

c) **Data Collection:**

a. **Online Survey of City Staff**

I developed an online survey to be distributed to the approximately 125 staff of the City of Rochelle. Over a period of two weeks, we received 42 replies (33.6% response rate).

Is your current position considered part of the senior management team?



Therefore, the survey captured responses from non-senior management staff, which adds to the validity of a good cross section of opinions represented in the strategic planning process.

Please read each statement regarding overall board governance and then determine to what extent you agree with each.

	Strongly disagree	Disagree	Agree	Strongly agree	Total
Staff have full and common understanding of the roles and responsibilities of staff.	2.44% 1	19.51% 8	65.85% 27	12.20% 5	41
Staff members understand the organization's mission and its programs/services.	7.50% 3	30.00% 12	52.50% 21	10.00% 4	40
The organizational governance structure and the roles and responsibilities of the Council, Mayor, City Manager, Managers, Directors, Advisory Boards and Committees are clear.	7.32% 3	34.15% 14	48.78% 20	9.76% 4	41
Staff have clear goals and actions resulting from relevant and realistic strategic planning.	7.32% 3	43.90% 18	46.34% 19	2.44% 1	41
Staff regularly receive policy-related decisions to guide operational activities of staff.	2.44% 1	41.46% 17	51.22% 21	4.88% 2	41
Staff members are representative of city residents.	9.76% 4	26.83% 11	51.22% 21	12.20% 5	41
Staff currently monitors and evaluates progress toward strategic goals.	9.76% 4	36.59% 15	46.34% 19	7.32% 3	41

Most staff agreed or strongly agreed with almost all of the statements. The only statements that staff overwhelmingly disagreed with were “staff have clear goals and actions resulting from relevant and realistic strategic planning” and “staff regularly receive policy-related decisions to guide operational activities of staff”. This indicates they would like more guidance and leadership in their roles.

How would you rate staff's overall performance on a scale from 1 to 5, where 1 is low and 5 is high?

Answer Choices	Responses	
1	7.32%	3
2	9.76%	4
3	31.71%	13
4	36.59%	15
5	14.63%	6
Total		41

Staff rated all staff as high performance (4 and 5).

How would you rate your individual overall performance as a staff member on a scale from 1 to 5, where 1 is low and 5 is high?

Answer Choices	Responses	
1	0.00%	0
2	2.44%	1
3	7.32%	3
4	63.41%	26
5	26.83%	11
Total		41

Staff also rate themselves higher than all staff overall.

What do you feel the greatest strengths of the City of Rochelle are today?

- **Infrastructure:** utilities, transportation, space for development
- **Economic:** location for growth, city financially stable, industry growth
- **Residents:** diversity, access to parks/open space, access to Chicagoland attractions
- **Staff:** training is encouraged, dedication of staff, caring and knowledgeable staff, innovative ideas tried, work well together, strong customer service, small responsive departments

What do you feel are the biggest challenges for the City of Rochelle today?

- **Residents:** lack of population growth, declining or flat incomes, lack of desire for people to move to Rochelle, commuter town, don't shop locally, poverty among residents, lack of family friendly appeal
- **Economic development:** declining downtown, lacking identity, negative perception of Rochelle, south side neglected, keeping small business, aging infrastructure, property taxes
- **Staff:** low employee morale, lack of staff leadership, staff not following policies, not cohesive teams working together, lack of fiscal responsibility in departments, departing employees, lack of communication among staff,

What do you think is the most untapped potential for the City of Rochelle?

- **Economic:** the utility, downtown redevelopment, more retail, tourism, supporting small business who are already here, attracting new small business, property annexation around Rochelle
- **Communicating Value:** branding, tourism, train park, quarry, downtown as a destination, good schools and low crime
- **Staff:** building up morale, improving leadership, more effective use of time and resources

Please list three to five points on which you believe the City should focus its attention in the next three to five years.

- Downtown redevelopment: more restaurants, branding, growth in small business, improve store fronts. More shopping choices in Rochelle.
- Cultural/recreational/civic events to bring the community together. Make community more appealing to attract and keep families.
- Update the infrastructure, especially water system
- Grow new single family home development.
- Improve core services while maintaining balanced budgets.
- Staff/employee morale.

b. Online Survey of Citizen Advisory Committee Members

The City of Rochelle has the following committees and boards that citizens are part of:

- Planning and Zoning Commission: 7 (plus 4 non-voting)
- Police and Fire Commission: 3
- Utility Advisory Board: 6
- Storm water Advisory Board: 5
- Airport Advisory Board: 7
- Railroad Advisory Board: 5
- Trucking Advisory Board: 3

This is a total of 36 citizens. The survey had 14 responses so a response rate of 38.9%.

Please read each statement regarding overall board governance and then determine to what extent you agree with each.

	Strongly disagree	Disagree	Agree	Strongly agree	Total
You have full understanding of your roles and responsibilities.	15.38% 2	7.69% 1	61.54% 8	15.38% 2	13
You understand the organization's mission and its programs/services.	15.38% 2	0.00% 0	69.23% 9	15.38% 2	13
The organizational governance structure and the roles and responsibilities of the Council, Mayor, City Manager, Managers, Directors, Advisory Boards and Committees are clear.	7.69% 1	15.38% 2	61.54% 8	15.38% 2	13
Your committee/board has clear goals and actions resulting from relevant and realistic strategic planning.	15.38% 2	15.38% 2	53.85% 7	15.38% 2	13

Most respondents agreed or strongly agreed with all of the statements, indicating they have clear objectives and leadership for their committees. This is anticipated as these groups are clearly focused in one area of the city's operations.

What do you feel the greatest strengths of the City of Rochelle are today?

- **Infrastructure:** utilities, transportation
- **Residents:** friendly, diversity
- **Economic development:** location, relationships with local businesses, GREDCO
- **Emergency services:** police and fire

What do you feel are the biggest challenges for the City of Rochelle today?

- **Economic:** lack of population growth, flat income levels in community, challenging local government budgets
- **Residents:** lack of outreach to Hispanic population, getting workers to become residents
- **Infrastructure:** continual investment required, high utility rates and tax structure

What do you think is the most untapped potential for the City of Rochelle?

- **Economic:** location proximity to Chicago, downtown redevelopment, transportation location: interstate highway and rail

- **Residents:** engage the Hispanic community into Rochelle, spur small business, improve image of Rochelle to live not just work

Please list three to five points on which you believe the City should focus its attention in the next three to five years.

- Increase value of public festivals and attractions
- Develop the downtown, support small business development
- Extent rail development and add third transmission line.
- Integrate Hispanic community.
- Improve airport operations.
- Maintain and improve recreational activities (Park District).

c. Special Meeting: Strategic Planning, October 5, 2015

The Council and senior staff members reviewed the results of the online surveys of staff and citizen advisory board members. They were asked to review the results and offer any additional comments. Their contributions are indicated below. Strengths and weaknesses are internal to the organization whereas opportunities and threats are external.

SWOT Analysis

What do you feel the greatest strengths of the City of Rochelle are today?

In addition to the items already mentioned by the other stakeholder groups in the online surveys:

- Positive press lately regarding the livability of Rochelle, in particular how well the public schools are performing and the recreational and open space in the City, including recreational opportunities and local sports organizations
- The airport and the increased use of it, drawing people to Rochelle
- Transportation and utilities available to city residents and financial supporting the work of the City

What do you feel are the biggest challenges for the City of Rochelle today?

In addition to the items already mentioned by the other stakeholder groups in the online surveys:

- Local access to arts and culture opportunities
- Perceived lack of support from existing small businesses
- Perceived lack of fairness of tax incentives for new businesses without similar support for existing businesses
- Perceived “red tape” when it comes to developing business in the City
- Need more genuine communication internally and externally

*What do you think is the most untapped potential for the City of Rochelle?
Opportunities.*

In addition to the items already mentioned by the other stakeholder groups in the online surveys:

- Great access to local healthcare
- Potential to attract visitors interested in historic preservation and the arts, including opportunities with the library
- Use marketing videos to attract business and residents
- Working closer with the schools to promote how well Rochelle schools are performing and partnering
- Sky diving school at the airport
- Park district opportunities for residents
- People living in Rochelle but also nearby who consider Rochelle their community too
- School athletic tournaments that draws visitors to Rochelle

What do you think are the biggest external threats for Rochelle?

- The State of Illinois and lack of fiscal leadership to pass a budget, creates fiscal uncertainty for local governments and residents
- Utility rate increases
- Aging and diverse population and how to serve all residents
- Debt management for the City
- Increasing property taxes from the School district and impact on residents
- Loss of local students leaving for professional/white collar jobs not currently available in Rochelle
- Possible stricter EPA regulations that could negatively affect business climate in Rochelle
- Aging infrastructure in Rochelle that requires ongoing investment
- Other surrounding commercial markets competing for businesses and shopping experiences

Then, participants were asked to articulate what he or she perceives to be the “preferred” or “predicted” future of Rochelle in 15-20 years. What services, programs, staffing levels, capital needs and general operations would be, or should be, present in the City? Participants were asked to write down their responses and then share with them the group. This was a brainstorming exercise – any and all ideas about the City’s future were encouraged and shared.

Vision included:

- Small town feel with big town amenities and services, safe
- Ability to live, work and play in Rochelle
- Ability for small business to locate in Rochelle and support their ongoing efforts to grow the economy and create jobs
- For the city to be financially solvent, meeting expenses, making investments in infrastructure, meeting debt obligations
- Young family friendly
- “the hub city” connecting communities and people

Next, participants were put into groups and selected any issue of their choosing to develop more fully. These issues were:

1. *Population Growth:*

- Need to be a community of choice to move to and stay in Rochelle, raise a family, get involved.
- Need professional jobs to keep young people from leaving and offer more opportunities for current residents.
- Would like to attract wider diversity of income, particularly middle and upper incomes to Rochelle, who would invest through their spending and support local businesses.
- Need to focus on the negative perception of Rochelle public schools, particularly with the HR directors of existing companies in Rochelle.

2. *Infrastructure*

- There is a strong need to maintain and replace aging infrastructure
- With limited funds available, can't do it all
- Need to prioritize needs based on condition of infrastructure
- Need to seek external funding opportunities to leverage limited city dollars

3. *City Finances*

- Necessary to stabilize funding but challenging to do given the state budget impasse
- Need to prioritize programs to allocate resources efficiently
- Focus is on diverse funding sources to cushion any shortfalls in any one area
- Currently concentrating on enterprise finances

4. *Downtown Development*

- Need many partners but city could act as a catalyst also being located downtown
- Currently there is a lack of retail diversity to attract shoppers
- Need a grassroots effort
- There has been a lack of investment in the downtown core
- Lack geographic interest like a river or boardwalk that might attract residents and visitors to linger downtown

d. Special Meeting: Strategic Planning, November 2, 2015

First, I reviewed the responsibility of the Council to lead the strategic plan, to support its implementation and build a system that will have clear action plans, responsibilities and monitoring. Next, the Council participated in a series of small team building exercises. The council agreed that they should have more face to face meetings to build on their own understanding of each other and the issues facing the community.

Then the whole group reviewed the drafted strategic issues and goals by completing two worksheets so that each issue and goal could be evaluated on a clear set of criteria. The issues were evaluated to determine if they aligned with mission, they were in fact strategic and not operational, they addressed a challenge or threat to the organization, they built on a strength or opportunity of the organization, the timing was right and there was leadership to focus on this issue or goal. Each person completed the issue worksheet and then we discussed the overall rating of each issue together. There was agreement that the three issues identified were all well supported but that some modification to the wording of those issues would make them clearer. The revisions are reflected in the new issues presented in this report.

Next, the group reviewed the draft strategic goals for each of the issue areas. They evaluated each of the nine goals using 10 criteria (mission and vision alignment, technical feasibility, technology requirements, staff competencies, budget implications, return on investment, long and short term impacts, risk assessment, timing and facility requirements). Once they completed the evaluation and scored each of the goals, each person then ranked all nine goals from 1 to 9, with 1 being the highest priority.

Each of the strategic goals were placed on paper and hung on the walls. Following evaluation, the members of Council were given red dots to indicate their top priorities. The staff were given different stickers and also indicated their top priorities. It was then easy to see where most Council and staff indicated the highest priority areas. Those priorities and commitment to those goals are reflected in the revised strategic issues and goals. Some were dropped while others were combined to reflect this process.

This Page Intentionally Left Blank

The City of Rochelle is committed to providing fiscally responsible, high quality, responsive services to our community.

The City of Rochelle has a population of 9,574 covering a total of 12.9 miles with 3,834 households. There are over 14,000 residents within a 5 mile radius.

Rochelle, by referendum in 1994, adopted the Council-Manager form of City government. Rochelle is governed by a Council composed of the Mayor and six City Councilmen. They adopt policies and ordinances, which are carried out by the Council-appointed City Manager. Council members, including the Mayor, are elected at large to staggered four-year terms.

Council meetings are held the 2nd and 4th Monday of each month at 7:00 p.m. in the Council Chambers at City Hall. Citizens are welcome and encouraged to attend. The Mayor and City Council members are elected "at large" to represent the entire city.

The City of Rochelle owns and operates its own municipal utilities consisting of Advanced Communication Services, Electric Service, Sanitary Sewer Service, and Water Service; one 18 Hole Golf Course, City Railroad, Landfill, and a Municipal Airport hosting four local businesses; Rochelle Avionics, the Flight Deck Restaurant, Chicago Skydiving Center and A&M Sports.

Financial Accountability

- Providing a high level of service to the community and making good progress on achieving the Council's vision and goals.
- Operating a lean organization as a result of hiring excellent employees and conducting necessary belt tightening.
- Delivering high value to the community in a cost-effective and efficient manner. The City's budgets and operations maintain a good balance between operating and capital needs, as well as between basic services and administrative support and oversight.
- Protecting the interests of citizens and promoting business activity.
- Prioritizing and emphasizing programs and services that are reflective of the long-range Strategic Plan for the community established by the City Council.
- Building consensus among decision-makers on the existence and importance of community values.
- Requiring process transparency.
- Focusing on specific financial and budgetary policies adopted by the City Council.
- Insisting on the fundamentals of accountability, the pursuit of efficiency, and the necessity of effectiveness.
- Balancing the gradual and immediate needs of the community.
- Acknowledging and concentrating on decisions that positively impact the common good.

Fund Summary Comparison

	FY16/17 Budget	CY 2017 Budget	% Change
<u>General Fund</u>			
Revenues	\$10,199,298	\$10,449,830	2%
Expenditures	\$10,090,298	\$10,437,814	3%
<u>Special Revenue Funds</u>			
Revenues	\$3,891,353	\$6,467,018	21%
Expenditures	\$4,077,884	\$2,566,624	59%
<u>Water Fund</u>			
Operating Revenues	\$2,235,000	\$2,566,624	15%
Operating Expenditures	\$1,218,867	\$1,316,758	8%
<u>Water Reclamation Fund</u>			
Operating Revenues	\$2,569,569	\$2,965,788	15%
Operating Expenditures	\$1,847,220	\$2,023,497	10%
<u>Solid Waste</u>			
Revenues	\$1,248,500	\$1,270,257	2%
Expenditures	\$1,367,505	\$1,133,376	-17%
<u>Electric Fund</u>			
Operating Revenues	\$39,848,862	\$41,074,583	3%
Operating Expenditures	\$33,043,496	\$32,762,499	-1%
<u>Advanced Communications</u>			
Revenues	\$218,200	\$214,308	-2%
Expenditures	\$211,589	\$236,287	12%
<u>Airport</u>			
Revenues	\$469,428	\$1,071,708	128%
Expenditures	\$513,617	\$995,811	94%
<u>Railroad</u>			
Operating Revenues	\$1,223,383	\$8,048,383	558%
Operating Expenditures	\$1,598,972	\$8,130,149	408%
<u>Golf Course</u>			
Operating Revenues	\$346,000	\$377,500	9%
Operating Expenditures	\$393,011	\$375,017	-5%
<u>Technology Center</u>			
Operating Revenues	\$1,252,924	\$1,178,064	-6%
Operating Expenditures	\$1,245,106	\$1,135,023	-9%

Outstanding Debt

	As of 1/1/17	Principal Payments	As of 12/31/17
Electric	\$15,110,000	\$600,000	\$14,510,000
Technology Center	\$3,485,000	\$230,000	\$3,255,000
Water Reclamation	\$598,795	\$270,277	\$328,518
Airport	\$550,000	\$30,000	\$520,000
Lighthouse Point TIF	\$2,565,000	\$130,000	\$2,435,000
General Fund (Quiet Zone)	\$1,830,000	\$170,000	\$1,660,000
TOTAL	\$24,138,795	\$1,430,277	\$22,708,518

Full Time Employees

General Fund 63 Full-Time Employees

Internal Service 7 Full-Time Employees

Enterprise Funds 41 Full-Time Employees

Total 111 Full-Time Employees

Non-union labor costs have been budgeted for a 3 ¼ % increase effective 5/1/2017.

IBEW, Fire, and Police Union labor costs have been budgeted for a 3 ¼ % increase plus step increases as listed in the union contracts effective 5/1/2017.

Community Growth Events & Projects

Downtown Christmas Walk	\$1,000
Lincoln Highway Heritage Festival	\$8,000
Railroad Days & Railfan Appreciation	\$3,000
Irish Hooley	\$3,000
Cinco De Mayo	\$4,000
Annual Fireworks	\$13,000
Ale on Lincoln	\$3,000
Wine on Lincoln	\$4,000
Hay Day	\$4,000
Municipal Band Performances	\$16,000
Pledge for Senior Center	\$25,000
Flagg Rochelle Museum	\$8,000
Rochelle Chamber of Commerce	\$8,500
Miscellaneous Events	\$12,000
TOTAL	\$112,500

Development Expenses

- Economic Development \$201,716
- Community Development \$691,847

General Fund Building Improvements

Municipal Building

Police Department Carpet	\$20,000
Police Department Key FOB System	\$3,000
Relocate Reception Camera	\$2,000
Courtyard Sign	\$4,000

Engineering

Misc Improvements \$2,200

Cemetery

Chapel Tuckpointing \$2,000

Vehicle Purchases**Fire Department**

1 SUV \$42,000

Street Department

1 40' Bucket Truck (used) \$65,000

Police Department

4 Equipped Squad Cars \$141,336

Equipment Purchases**Police Department**

26 Portable Radios \$97,155

Fire Department

½ Repeater System \$7,500

Generator \$45,000

Storm Siren \$7,000

Community Development

Street Scape \$5,000

Cemetery

Stump Grinder \$4,500

Engineering

Plotter \$21,600

Furniture \$1,000

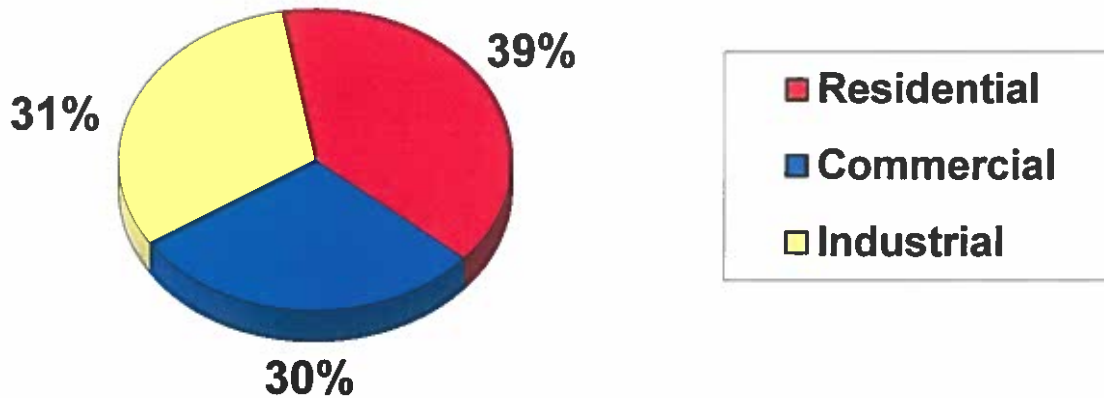
Municipal Building

Council Chamber Laptops \$3,500

Municipal Capital Projects

Miscellaneous Road Right-of-Way	\$ 20,000
MFT EDP South Main Improvements Phase I	\$1,600,000
JDR Overpass Engineering	\$ 15,000
Intermodal Drive JDR Drainage Channel Improvements	\$282,000
7 th Ave Bridge over Kyte River & Related Approach Street Improvements	\$1,180,000
Dement Rd Overpass Approach/Pavement Rehab & Drainage	\$ 80,000
MFT Miscellaneous Street Treatments	\$100,000
Railroad Quiet Zone	\$ 5,400
First Ave Bridge over Kyte River	\$ 24,000
Sidewalks – 10 th Ave/2 nd Street – May School	\$135,000
20 th Street Widening/Paving Phase II	\$180,000
SE Quadrant Urbanization	\$ 15,000
Shared Use Pedestrian Paths Golf Course @ Rt. 251	\$110,000
Annual Sidewalk Project	\$140,000
General Maintenance – Pavements & Storm Sewer	\$ 20,000
Other Street/Alley Improvements/Curb & Gutter Replacement	\$ 60,000

WATER



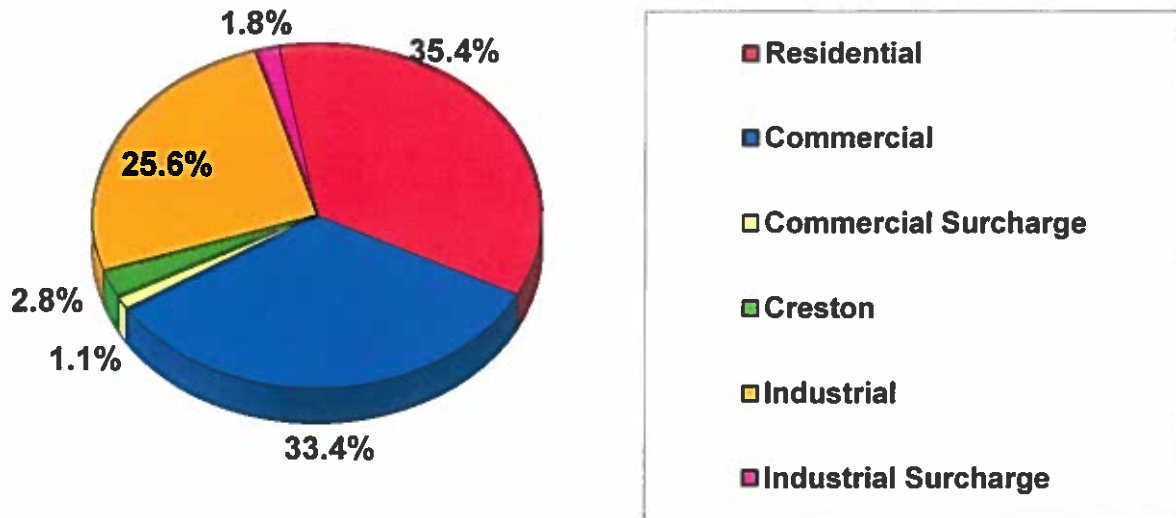
- Residential and General Service
 - An increase in sales anticipated. Water rate increase July 1, 2016.
- Commercial
 - An increase in sales anticipated.
- Industrial Electric
 - An increase in sale anticipated; IRE and Rochelle Foods increase in water usage.

Water Capital Outlay Projects

Distribution Meters – blanket	\$70,000
Hydrants - blanket	\$20,000
Services - blanket	\$25,000
Valves - blanket	\$25,000
Well 11 Radium Removal Plant Design	\$243,000
Well House Discharge Piping	\$75,000
Construction Trailer	\$6,500
Pressure Washing Tower C	\$8,500
❖ <i>Well #11 Radium Removal Plant</i>	<i>\$2,000,000</i>
❖ <i>Steward Road Water Main to Well #12</i>	<i>\$34,334</i>
❖ <i>Well #12 Building and Pump</i>	<i>\$349,487</i>

(Grants/IEPA Loan)

WATER RECLAMATION

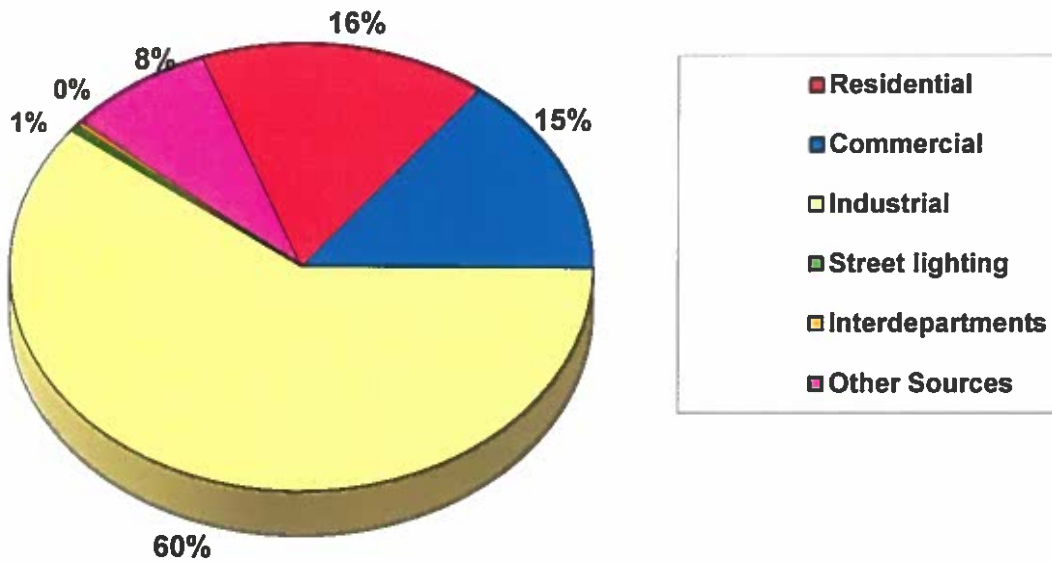


- Residential, General Service / Commercial and Industrial Water Reclamation
We anticipate \$500,000 increase in sales. Rate increase January 1, 2017.

Water Reclamation Capital Outlay Projects

WRP Share Water Meter Cost	\$30,000
Manhole Replacement/Point Repair Blanket	\$30,000
7 th Avenue Sewer Relocation	\$85,000
System 1 Sanitary Sewer Rehabilitation	\$300,000
HVAC Dewatering Building	\$25,000
Meadowbrook Sewer Lining	\$90,000
Chemical Disposal	\$6,500
Design Anaerobic Lagoon	\$250,000

ELECTRIC



- Residential Electric
 - Minimal load growth anticipated. There will not be a rate increase in 2017, however, there will be a slight decrease in the PCA.
- Commercial Electric
 - Minimal load growth anticipated due to forecasted economic outlook.
- Industrial Electric
 - Minimal load growth anticipated due to forecasted economic outlook.

Electric Capital Outlay

Generation

Tower Controls Peaker Building	\$10,000
LSV-16-GDT Top End Overhaul/New MCC for Copper Engines	\$200,000
Hydroc	\$30,000
Silencers Cats 13-15	\$60,000

Transmission

138 kV Transmission Line 06914 – Phase II	\$2,500,000
---	-------------

Distribution

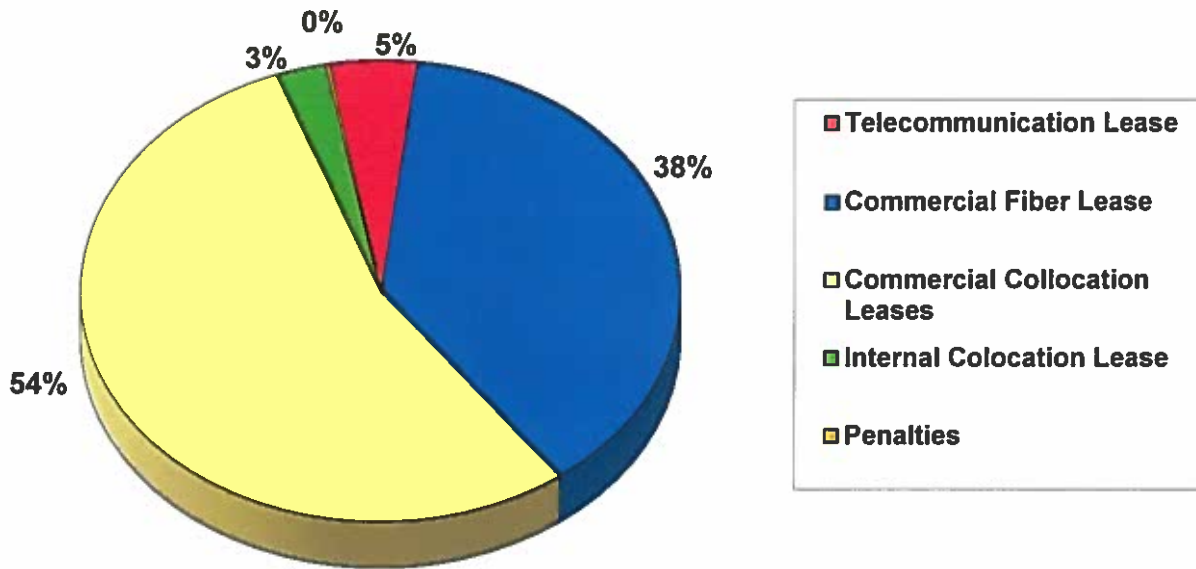
Electric Meter Blanket	\$15,000
Transformer Blanket	\$40,000

Electric Capital Outlay

Distribution continued.....

Street Lighting Blanket	\$62,500
Security Lighting Blanket	\$10,000
Overhead Distribution Blanket	\$75,000
Underground Distribution Blanket	\$75,000
Computer Equipment & Storage Server	\$5,000
Convert 5kV Systems to 15kV Systems	\$600,000
Substations	\$150,000
Engineering 5kV System – Phase II	\$145,000
Replace Bucket Truck	\$220,000
Coordination of System	\$250,000
Utility Engineering	
Computer Hardware/Software	\$50,000

Technology Center

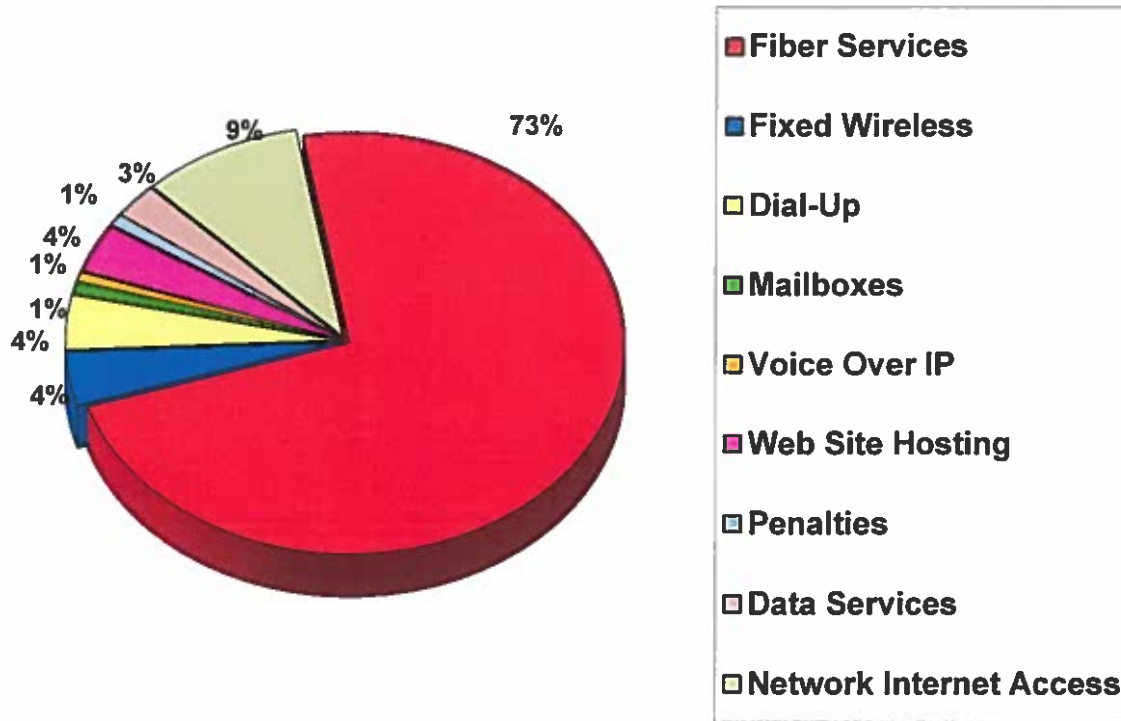


-
- Fiber Services
 - Increase due to fiber leases in Rochelle Technology Park.
 - Collocation Leases
 - Reflects a full year of lease revenues within the Technology Center.

Technology Center Capital Outlay

Core Switch Replacement	\$30,000
Replacement Vehicle	\$20,000
Miscellaneous Equipment Replacement	\$10,000

Communications

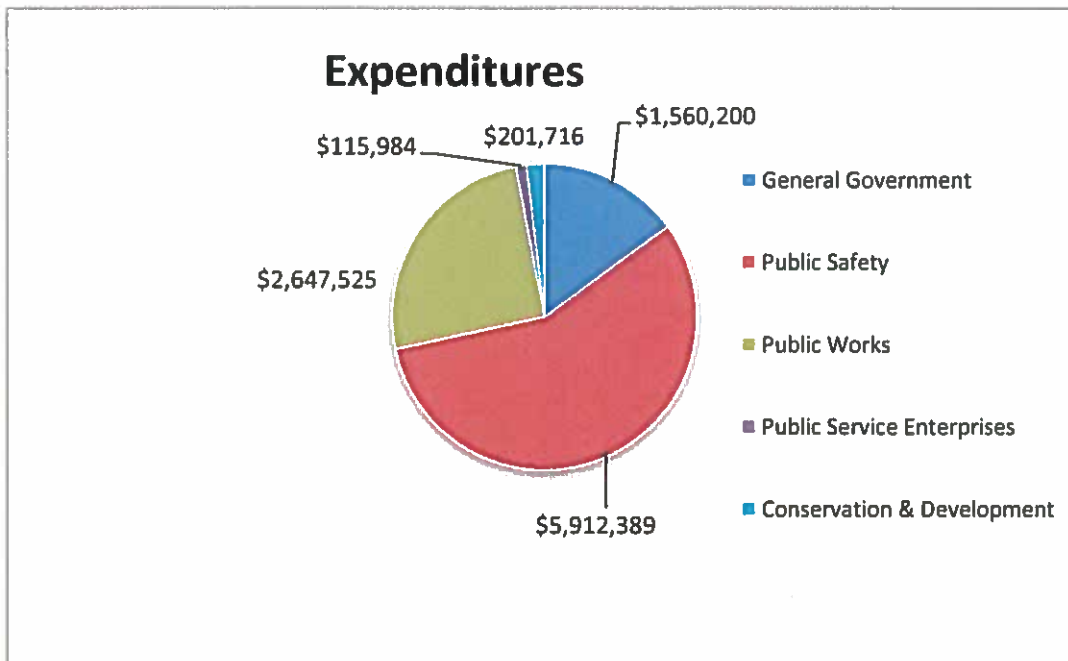
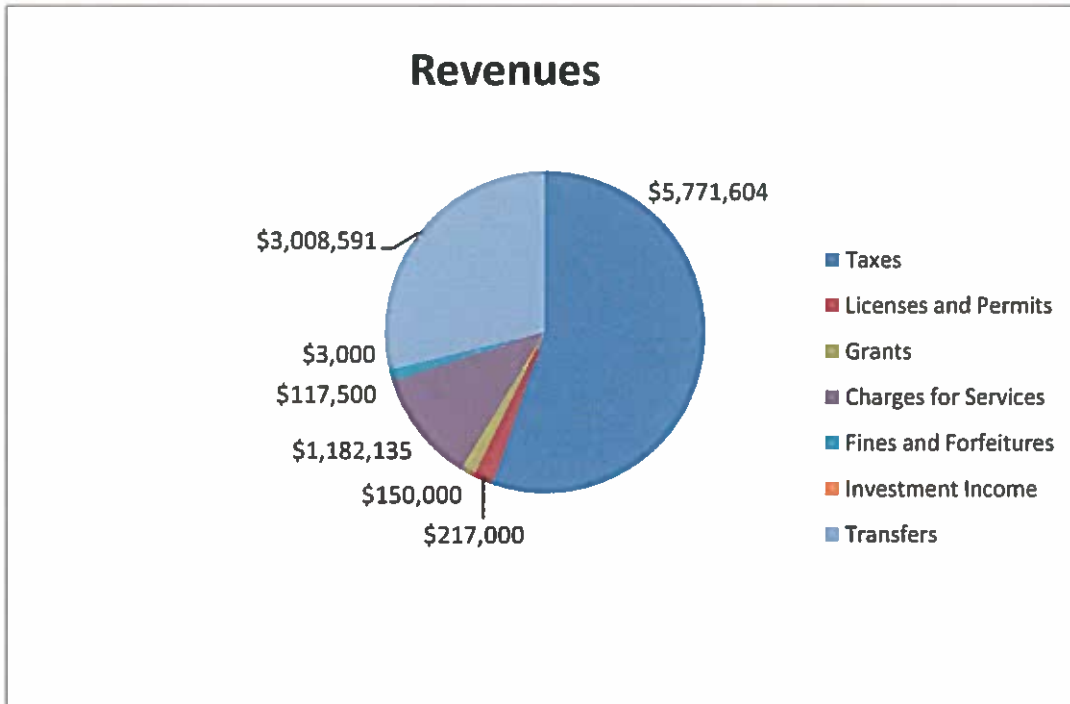


-
- Dial-Up Services
 - Reflects a continued decline in customer base.
 - Wireless/WI-FI Services
 - Beginning in FY '10-'11, these two services are being split into separate revenue accounts.

Communications Capital Outlay

Switch Upgrades	\$2,000
Miscellaneous Equipment Replacement	\$1,500

GENERAL FUND CALENDAR 2017 BUDGET



**CITY OF ROCHELLE
CALENDAR 2017
GENERAL FUND REVENUE AND EXPENDITURE SUMMARY**

	FY 14-15 ACTUAL	FY 15-16 ACTUAL	FY 16-17 BUDGET	FY 16-17 Projection	CY 2017 BUDGET
BEGINNING BALANCE					\$1,779,994
Total Revenues	\$7,773,194	\$9,093,755	\$10,199,298	\$7,275,929	\$10,449,830
Total Expenditures	\$7,801,220	\$9,245,388	\$10,090,298	\$6,984,960	\$10,437,814
ENDING BALANCE					\$1,792,011
CURRENT YEAR CASH ADDED (USED)	-\$28,026	-\$151,633	\$109,000	\$290,969	\$12,017

AUTHORIZED POSITIONS	FY 14-15 ACTUAL	FY 15-16 ACTUAL	FY 16-17 BUDGET	FY 16-17 Projection	CY 2017 BUDGET
Positions:					
Full-Time	72	72	72	72	72
Part-Time	44	44	48	48	48
TOTAL	116	116	120	120	120

**CITY OF ROCHELLE
GENERAL FUND BUDGET CY 2017**

DESCRIPTION	FY 14-15 ACTUAL	FY 15-16 ACTUAL	FY 16-17 BUDGET	FY 16-17 3 months	FY 16-17 Projection 8 m	CY 17 BUDGET
BEGINNING BALANCE JANUARY 1, 2017						
TAXES:						
31100 Property Tax	964,958	976,762	1,117,986	554,671	1,062,087	1,060,282
31110 Property Tax - Police Pension	224,836	294,561	319,397	-	319,397	409,492
31120 Property Tax - Fire Pension	226,151	249,942	284,203	-	284,203	364,506
31500 Road and Bridge Tax	152,543	159,445	160,000	89,593	170,000	170,000
TOTAL	1,568,489	1,680,710	1,881,586	644,264	1,835,687	2,004,280
LICENSES:						
32100 Liquor Licenses	20,150	22,875	22,000	24,550	24,750	25,000
32500 Franchise Licenses	116,415	127,133	125,000	21,927	60,000	90,000
32510 Telecom Tax	409,595	368,269	410,000	83,707	224,000	336,000
32600 Amusement Licenses	1,989	-	2,000	1,724	1,724	2,000
32900 Other Licenses	-	-	-	10	10	-
TOTAL	548,149	518,276	559,000	131,918	310,484	453,000
PERMITS:						
33100 Building Permits	60,981	68,953	70,000	34,125	50,000	100,000
33200 Mobile Food Vendor Permits	-	500	250	-	-	-
TOTAL	60,981	69,453	70,250	34,125	50,000	100,000
INTERGOVERNMENTAL REVENUES:						
34100 State Income Tax	937,626	1,020,325	976,548	345,538	654,287	981,335
34200 Replacement Tax	192,200	210,844	205,000	81,602	137,350	205,000
34300 Video Gaming Tax	105,065	125,602	120,000	34,496	80,400	120,000
34400 Sales Tax	1,900,744	1,867,981	1,950,000	442,209	1,200,000	1,900,000
34450 Local Use Tax	197,466	221,800	224,989	54,624	150,743	224,989
34750 State Grant - Police Equip	-	-	-	-	-	-
34755 State Grants	-	-	-	-	-	-
34760 Ogle County Recycling Grant	-	-	-	-	-	-
34762 Brownfields Grant	17,435	26,930	150,000	7,097	50,960	150,000
34840 Federal Grant	-	-	-	-	-	-
34850 K-9 Donations	-	-	-	-	-	-
34860 Police Training Reimbursement	-	-	-	-	-	-
TOTAL	3,350,536	3,473,482	3,626,537	965,567	2,273,740	3,581,324
CHARGES FOR SERVICES:						
36600 Ambulance Fees	480,344	246,112	350,000	92,308	286,000	375,000
37600 Grave Opening Fees	19,805	18,475	20,000	5,625	18,000	20,000
37650 Grave Opening-Winter Fee	400	250	500	-	-	500
37700 Brush Pick-Up Fees	85,500	85,500	85,500	21,375	57,285	85,500
38700 Lot Sales	18,253	11,630	15,000	11,875	15,000	15,000
38800 Cemetery Receipts	2,020	2,505	3,000	280	1,500	3,000
36700 Police Fees	73,670	83,787	85,000	22,062	58,000	85,000
36800 Fire Protection Fees	41,848	60,000	60,000	15,000	40,000	60,000
39960 Water Recl Solid Waste Charge	113,591	75,620	115,000	20,845	83,360	115,000
TOTAL	835,430	583,879	734,000	189,369	559,165	759,000
FINES AND FORFEITS:						
35100 Court Fines	97,298	100,386	115,000	23,865	60,000	115,000
33500 Alarm Fee & Fines	1,900	2,075	2,500	-	1,675	2,500
TOTAL	99,198	102,461	117,500	23,865	61,675	117,500
OTHER REVENUES AND FINANCE SOURCES:						
36900 Street Department Fees	63,320	12,337	60,000	1,924	60,000	60,000
37900 Other Revenue	125,611	168,054	103,245	25,811	69,174	274,716
37901 Reimbursed Developer Fees	2,415	(200)	12,000	-	-	12,000
37903 Reimbursement of Comm Branding	50,000	1,825	-	-	-	-
37910 Building and Zoning Fees	1,500	1,200	2,000	1,150	1,340	2,000
38100 Interest Income	278	1,519	1,100	767	2,000	3,000
38110 Interest Income - Cemetery	1,541	416	-	-	-	-
38200 Rental Income	-	-	-	1,200	7,800	14,400
38900 Miscellaneous	44,706	66,092	72,250	15,763	48,408	60,000
38950 Unrealized Gains	(1,029)	(222)	-	-	-	-
39200 Fixed Asset Sales	-	10,400	-	300	-	-
39910 Electric Fund Transfer	1,436,427	1,590,337	1,715,428	428,857	1,149,337	1,902,470
39920 Water Transfer	89,814	96,056	106,615	26,654	71,432	107,358
39930 Water Reclamation Transfer	131,245	130,679	147,718	36,929	98,971	122,983
39939 Admin Services Transfer	50,000	-	-	-	-	-
39945 Railroad Transfer	-	-	-	-	-	-
39946 Sales Tax Fund Transfer	108,000	-	228,700	57,160	152,470	350,000
39947 Ambulance Fund Transfer	-	-	-	-	-	-
39948 Overweight Truck Fund Transfer	10,800	12,000	12,000	3,000	8,000	12,000
39949 MFT Transfer	50,000	50,000	50,000	-	50,000	-
39950 Solid Waste Transfer	180,000	525,000	699,369	174,842	466,247	513,800
TOTAL	2,344,628	2,665,494	3,210,425	774,357	2,185,178	3,434,726
TOTAL REVENUES	8,807,410	9,093,755	10,199,298	2,763,465	7,275,929	10,449,830
TOTAL FUNDS AVAILABLE						10,449,830

CITY OF ROCHELLE
CALENDAR 2017
EXPENDITURE SUMMARY

	PERSONNEL SERVICES	CONTRACTUAL SERVICES	SUPPLIES	CAPITAL OUTLAY	DEBT SERVICE	TRANSFERS	TOTALS
GENERAL FUND							
Mayor & City Council	50,500	6,000	2,000	2,000	-	-	60,500
City Manager	197,116	21,750	1,500	1,000	-	-	221,366
City Attorney	-	155,350	-	-	-	-	155,350
City Clerk	130,849	26,050	18,300	1,000	-	-	176,199
Police	3,148,401	149,300	97,500	238,491	-	-	3,633,692
Fire	2,010,597	117,600	49,000	101,500	-	-	2,278,697
Community Development	365,347	308,300	13,200	5,000	-	-	691,847
Engineering	230,575	43,860	14,650	24,800	-	-	313,885
Street	967,793	287,800	321,200	65,000	-	-	1,641,793
Cemetery	49,384	52,450	7,650	6,500	-	-	115,984
Economic Development	185,016	14,500	2,200	-	-	-	201,716
Municipal Building	48,914	497,671	112,700	32,500	-	255,000	946,785
TOTAL - GENERAL	7,384,492	1,680,631	639,900	477,791	-	255,000	10,437,814
SPECIAL REVENUE FUNDS							
Audit	-	37,500	-	-	-	-	37,500
Insurance	-	438,269	-	-	-	11,000	449,269
Motor Fuel Tax	-	-	-	-	-	1,600,000	1,600,000
Utility Tax	-	-	-	-	-	845,000	845,000
Sales Tax	-	-	-	-	-	1,964,000	1,964,000
Lighthouse Pointe TIF	-	150,823	-	-	212,880	-	363,703
Fire Equipment	-	-	-	-	-	-	-
Foreign Fire Insurance Fund	-	28,500	-	21,025	-	-	49,525
Hotel - Motel Tax	-	368,108	-	-	-	1,750	369,858
I M R F	-	265,356	-	-	-	-	265,356
Social Security	-	217,000	-	-	-	-	217,000
Overweight Truck	-	5,500	-	-	-	102,000	107,500
TIF Fund	-	97,674	-	85,000	-	-	182,674
TOTAL - SPECIAL REVENUE	-	1,608,730	-	106,025	212,880	4,523,750	6,451,385
ENTERPRISE FUNDS							
Electric	3,259,122	28,283,727	1,219,650	4,829,500	1,801,423	1,902,470	41,295,892
Water	595,558	563,636	157,564	2,856,821	200,000	107,358	4,480,937
Water Reclamation	1,027,022	796,475	200,000	816,500	319,274	122,983	3,282,254
Technology Center	191,878	447,230	5,600	60,000	430,315	-	1,135,023
Advanced Communications	321,248	189,894	12,600	61,000	-	-	584,742
Solid Waste	9,464	528,793	81,319	-	-	513,800	1,133,376
Airport	135,060	68,150	238,400	492,158	62,043	-	995,811
Railroad	37,946	385,355	-	7,000,000	-	706,848	8,130,149
Golf Course	185,317	75,700	74,000	40,000	-	-	375,017
TOTAL - ENTERPRISE	5,762,615	31,338,960	1,989,133	16,155,979	2,813,055	3,353,459	61,413,201
INTERNAL SERVICE FUNDS							
Health Insurance	-	-	-	-	-	-	-
Administrative Services	515,102	86,950	24,200	3,000	-	-	629,252
TOTAL - INTERNAL SERVICE	515,102	86,950	24,200	3,000	-	-	629,252
TRUST AND AGENCY FUNDS							
Police Pension	-	672,708	-	-	-	-	672,708
Fire Pension	-	651,240	-	-	-	-	651,240
TOTAL - TRUST AND AGENCY	-	1,323,949	-	-	-	-	1,323,949
CAPITAL PROJECT FUNDS							
Capital Improvement	-	-	-	4,203,200	-	-	4,203,200
Stormwater Management	-	2,500	-	66,000	-	-	68,500
TOTAL CAPITAL PROJECTS	-	2,500	-	4,269,200	-	-	4,271,700
GRAND TOTAL	13,662,209	36,041,720	2,653,233	21,011,995	3,025,935	8,132,209	84,527,300

**CITY OF ROCHELLE
CALENDAR 2017
EXPENDITURE SUMMARY**

GENERAL

DESCRIPTION	FY 14-15 ACTUAL	FY 15-16 ACTUAL	FY 16-17 BUDGET	FY 16-17 3 months	FY 16-17 Projection 8 m	CY 17 BUDGET
EXPENDITURES:						
Mayor & City Council	58,007	56,381	60,000	15,067	40,294	60,500
City Manager	182,956	218,769	226,515	66,431	152,437	221,366
City Attorney	148,015	109,627	135,350	20,672	85,800	155,350
City Clerk	187,732	163,980	168,587	42,711	109,117	176,199
Police Department	3,046,945	3,204,457	3,583,684	773,489	2,507,272	3,633,692
Fire Department	1,902,428	2,088,946	2,163,085	477,312	1,634,106	2,278,697
Community Development	320,548	326,865	673,559	147,536	379,830	691,847
Engineering Department	271,272	323,389	303,460	75,897	201,020	313,885
Street Division	1,659,114	1,527,744	1,657,886	478,718	1,082,545	1,641,793
Cemetery	123,588	157,307	134,417	35,752	84,309	115,984
Economic Development	275,194	355,465	206,489	44,931	142,528	201,716
Municipal Building	531,980	712,457	777,266	175,553	565,702	946,785
TOTAL	8,707,779	9,245,388	10,090,298	2,354,069	6,984,960	10,437,814

Commentary

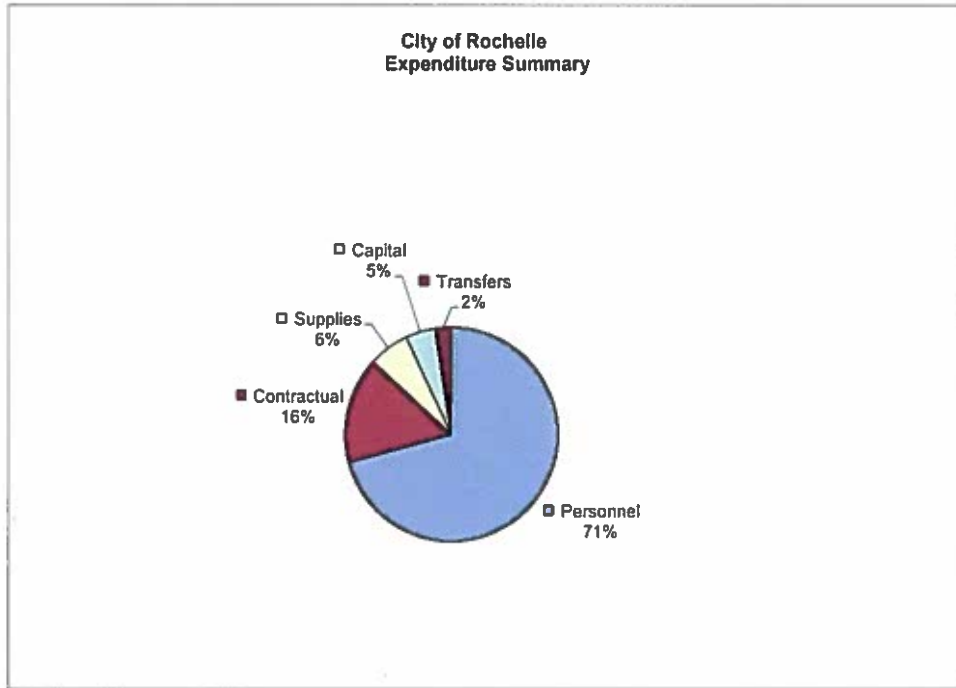
The General Fund is the City's principal operating fund other than three Utility funds, Electric, Water/Water Reclamation, and Advanced Communications. Included in the General Fund are general administration, public safety, public works, land use and code activities, economic development, and City Hall maintenance and operation. Sixty eight percent of the General Fund budget is for employee salaries and benefits.

**CITY OF ROCHELLE
CALENDAR 2017
EXPENDITURE SUMMARY**

GENERAL

DESCRIPTION

	Personnel Services	Contractual Services	Supplies	Capital Outlay	Transfers	Total
Mayor & City Council	50,500	6,000	2,000	2,000	-	60,500
City Manager	197,116	21,750	1,500	1,000	-	221,366
City Attorney	-	155,350	-	-	-	155,350
City Clerk	130,849	26,050	18,300	1,000	-	176,199
Police Department	3,148,401	149,300	97,500	238,491	-	3,633,692
Fire Department	2,010,597	117,600	49,000	101,500	-	2,278,697
Community Development	365,347	308,300	13,200	5,000	-	691,847
Engineering Department	230,575	43,860	14,650	24,800	-	313,885
Street Division	967,793	287,800	321,200	65,000	-	1,641,793
Cemetery	49,384	52,450	7,650	6,500	-	115,984
Economic Development	185,016	14,500	2,200	-	-	201,716
Municipal Building	48,914	497,671	112,700	32,500	255,000	946,785
TOTAL	7,384,492	1,680,631	639,900	477,791	255,000	10,437,814



**CITY OF ROCHELLE
CALENDAR 2017
TRANSFER SUMMARY**

FROM	TO				
FUND	GENERAL	CAPITAL IMPROVEMENT	OTHER	ADMIN. SERVICE	TOTALS
GENERAL			255,000	235,174	490,174
UTILITY TAX		845,000			845,000
SOLID WASTE	513,800				513,800
ELECTRIC	1,902,470			329,223	2,231,693
WATER	107,358			20,329	127,687
WATER RECLAMATION	122,983			33,434	156,417
STORMWATER		55,000		11,342	66,342
RAILROAD		226,800	171,345		398,145
SALES TAX	350,000	1,614,000			1,964,000
OVERWEIGHT TRUCK	12,000	90,000			102,000
HOTEL-MOTEL TAX				1,750	1,750
INSURANCE				11,000	11,000
MFT FUND	-	1,600,000			1,600,000
TOTAL	3,008,611	4,430,800	426,345	642,252	8,508,008

CITY OF ROCHELLE
Calendar 2017 Personnel Summary
Budgeted Positions (FTE)

<u>FUND/DEPARTMENT/TITLE</u>	<u>Current</u>	<u>Proposed</u>
GENERAL FUND		
MAYOR & CITY COUNCIL		
Mayor	1.0	1.0
City Council	6.0	6.0
CITY MANAGER		
City Manager	1.0	1.0
Assistant to the City Manager	2.0	2.0
CITY CLERK		
City Clerk	1.0	1.0
Deputy City Clerk	0.0	0.0
POLICE		
Police Chief	1.0	1.0
Deputy Chief	0.0	1.0
Dispatch Supervisor	1.0	1.0
Dispatchers	5.0	5.0
Part-Time Dispatch (5)	1.5	1.5
Patrol Sergeants	4.0	4.0
Officers	12.0	12.0
Detectives	3.0	3.0
Detective Sergeant	1.0	0.0
Administrative Assistant	1.0	1.0
Crossing Guards (9)	1.5	1.5
FIRE		
Fire Chief	1.0	1.0
Lieutenants	3.0	3.0
Firefighters	9.0	9.0
Administrative Assistant	0.0	0.5
Paid-on-Call Firefighters (29)	0.5	0.5
STREET DIVISION		
Superintendent	1.0	1.0
Minor Maintenance	1.0	1.0
Foreman	1.0	1.0
Lead person	1.0	1.0
Mechanic	1.0	1.0
Operator II	5.0	5.0
Part-Time (2)	0.3	0.3
CEMETERY DIVISION		
Lead person	1.0	1.0
Part-Time (1)	0.2	0.2
ECONOMIC DEVELOPMENT		
Economic Development Director	1.0	1.0
Administrative Assistant	0.0	0.0
COMMUNITY DEVELOPMENT		
Director of Community Development	1.0	1.0
Retail Alliance Coordinator/Chamber	1.0	1.0
Building Inspector	1.0	1.0
Code Inspector	1.0	1.0
Administrative Assistant	1.0	1.0
ENGINEERING		
Engineer	1.0	1.0
Engineering Tech	1.0	1.0
Part -Time (1)	0.5	0.5
MUNICIPAL BUILDING		
Custodian	1.0	1.0
Part-Time Receptionist (2)	1.0	1.0
TOTAL	77.5	78.0

CITY OF ROCHELLE EXPENDITURE SUMMARY

FUND: General - 01-12
DEPT: MAYOR + CITY COUNCIL

DESCRIPTION	FY 14-15 ACTUAL	FY 15-16 ACTUAL	FY 16-17 BUDGET	FY 16-17 3 Months	FY 16-17 Projection 8 m	CY 17 BUDGET
PERSONNEL:						
430 Salaries	50,478	50,778	50,500	14,706	34,963	50,500
TOTAL	50,478	50,778	50,500	14,706	34,963	50,500
CONTRACTUAL SERVICES:						
549 Professional Services	-	30	100	-	80	100
554 Printing	21	-	200	-	60	200
561 Dues	1,049	1,085	1,200	-	715	1,200
562 Travel Expenses	1,867	900	1,500	-	1,476	1,500
565 Publications	-	-	-	-	-	-
566 Conference Expenses	2,133	1,977	3,000	15	1,875	3,000
TOTAL	5,071	3,992	6,000	15	4,206	6,000
SUPPLIES:						
651 Office Supplies	678	629	700	146	550	800
911 Public Relations	1,242	982	800	200	575	1,200
912 Recruitment	-	-	-	-	-	-
TOTAL	1,920	1,610	1,500	346	1,125	2,000
CAPITAL OUTLAY:						
830 Equipment	538	-	2,000	-	-	2,000
TOTAL EXPENDITURES	58,007	56,381	60,000	15,067	40,294	60,500

Commentary

The Mayor and City Council serve as the legislative body elected to establish policy and provide overall direction for the City. They are responsible for enacting ordinances and resolutions, board and commission appointments, approval of the annual budget and the appointment of the City Manager, City Clerk and City Treasurer.

Major expenditures are for salaries of seven elected members and attendance at various meetings and conferences.

CITY OF ROCHELLE EXPENDITURE SUMMARY

FUND: General - 01-13
 DEPT: CITY CLERK

DESCRIPTION	FY 14-15 ACTUAL	FY 15-16 ACTUAL	FY 16-17 BUDGET	FY 16-17 3 months	FY 16-17 Projection 8 m	CY 17 BUDGET
PERSONNEL:						
411 Salaries - FT	117,290	86,575	76,770	22,909	51,436	78,690
422 Salaries - PT	17,820	24,155	30,000	8,735	20,100	31,000
451 Employee Health Plan	27,024	19,926	20,867	5,215	13,981	21,159
TOTAL	162,134	130,656	127,637	36,860	85,517	130,849
CONTRACTUAL SERVICES:						
512 Maintenance - Equip	-	-	300	-	200	300
537 Data Processing Srvc	1,203	-	750	-	200	750
549 Professional Services	200	224	300	-	200	400
551 Postage	5,699	8,911	9,000	2,180	6,000	10,000
553 Publishing	147	52	1,000	-	500	1,000
554 Printing	-	85	500	-	200	500
561 Dues	654	864	700	155	300	800
562 Travel Expenses	307	2,030	4,500	323	2,000	5,500
563 Training	350	590	800	-	200	3,000
565 Publications	-	205	300	-	100	300
566 Conference	1,149	310	3,500	125	1,000	3,500
TOTAL	9,709	13,271	21,650	2,783	10,900	26,050
SUPPLIES:						
651 Office Supplies	1,235	2,947	3,000	192	600	3,000
684 Microcomputer Software	309	198	300	-	100	300
916 Brush Grove Drain Dues	2,500	2,500	-	-	-	-
911 Public Relations	-	-	-	-	-	-
953 Intergovernmental Agreements	11,301	14,408	15,000	2,876	12,000	15,000
TOTAL	15,345	20,054	18,300	3,068	12,700	18,300
CAPITAL OUTLAY:						
830 Equipment	545	-	1,000	-	-	1,000
Total	545	-	1,000	-	-	1,000
TOTAL EXPENDITURES	187,732	163,980	168,587	42,711	109,117	176,199

<i>Commentary</i>
The City Clerk is responsible for maintaining the City's official records. The clerk is appointed by the Mayor with consent of City Council.
Major expenditures are for salary and benefits of the Clerk and part time employees. Contractual services include the maintenance of office equipment. Publishing and printing costs are for official documents including ordinances. Funds are also included to pay the Brush Grove Drainage District dues.

CITY OF ROCHELLE EXPENDITURE SUMMARY

FUND: General - 01-17
DEPT: MUNICIPAL BUILDING

DESCRIPTION	FY 14-15 ACTUAL	FY 15-16 ACTUAL	FY 16-17 BUDGET	FY 16-17 3 Months	FY 16-17 Projection 8 m	CY 17 BUDGET
PERSONNEL:						
421 Salaries - FT	38,355	39,400	40,100	11,938	26,466	40,463
422 Salaries - PT	1,620	-	-	-	-	-
423 Salaries - OT	-	154	500	-	200	200
451 Employee Health Plan	7,581	7,369	8,137	2,056	5,370	8,251
TOTAL	47,557	46,924	48,737	13,994	32,036	48,914
CONTRACTUAL SERVICES:						
511 Maintenance - Building	21,001	7,150	9,000	978	13,000	9,000
517 Maintenance - Grounds	385	324	2,000	3,952	3,952	2,000
529 Maintenance - Other	2,000	2,240	2,500	427	1,000	2,500
537 Network Administration	160,880	129,137	89,019	22,256	59,348	123,597
549 Professional Services	29,705	34,034	38,000	30,593	35,000	32,000
551 Postage	8	30	-	-	-	-
552 Telephone	2,656	2,084	2,500	454	1,200	2,000
553 Publishing	107	-	-	-	-	-
562 Travel	-	115	200	-	132	200
571 Utilities	60,580	79,297	85,000	23,617	69,000	85,000
573 Garbage Disposal/Recycling	486	486	500	122	330	500
579 Other Contractual Services	2,255	144	500	138	330	500
595 Property Tax	4,006	4,200	4,500	5,039	5,039	5,200
99964 Administrative Services	129,363	175,322	262,010	65,502	174,672	235,174
TOTAL	413,432	434,563	495,729	153,078	363,003	497,671
SUPPLIES:						
610 Maintenance Supplies	-	-	-	-	-	-
611 Maint. Supplies - Building	1,511	1,486	3,000	3	1,000	2,000
612 Maintenance - Equip.	11	20	-	40	40	-
617 Maintenance - Grounds	673	717	1,000	61	100	700
651 Office Supplies	3,400	3,995	5,000	2,378	4,000	4,000
654 Janitorial Supplies	4,656	4,620	5,000	836	2,500	5,000
911 Community Relations	25,597	26,126	26,000	162	16,000	26,000
914 Sales Tax Rebate	22,240	26,294	90,000	-	90,000	75,000
929 Miscellaneous Expense	100	-	-	-	-	-
920 Contingency	-	-	-	-	-	-
TOTAL	58,189	63,257	130,000	3,481	113,640	112,700
CAPITAL OUTLAY:						
810 Land	-	-	-	-	-	-
820 Buildings	(198)	19,222	23,000	-	-	25,000
830 Equipment	1,550	819	3,800	-	300	3,500
890 Other Improvements	11,450	147,674	56,000	-	43,390	4,000
TOTAL	12,801	167,715	82,800	-	43,690	32,500
TRANSFER						
99910 Ambulance Fund	-	-	20,000	5,000	13,333	20,000
99920 Airport Fund	-	-	-	-	-	-
99960 Insurance Fund	-	-	-	-	-	235,000
Total	-	-	20,000	5,000	13,333	255,000
TOTAL EXPENDITURES	531,980	712,457	777,266	175,553	565,702	946,785

Commentary

Funds are included for City Hall custodial services including a full time position. Funds are also budgeted for City Hall utilities, Municipal Band, fireworks, and the General Fund share of Network Administration.

CITY OF ROCHELLE EXPENDITURE SUMMARY

**FUND: General - 01-18
DEPT: CITY ATTORNEY**

DESCRIPTION	FY 14-15 ACTUAL	FY 15-16 ACTUAL	FY 16-17 BUDGET	FY 16-17 3 months	FY 16-17 Projection 8 m	CY 17 BUDGET
CONTRACTUAL SERVICES						
533 Legal Services	145,124	108,245	130,000	20,672	85,800	150,000
53310 Developer Legal Expense	2,820	1,305	5,000	-	-	5,000
549 Other Professional Services	-	-	-	-	-	-
551 Postage	-	-	-	-	-	-
561 Dues	72	77	100	-	-	100
562 Travel Expense	-	-	-	-	-	-
563 Training	-	-	-	-	-	-
565 Publications	-	-	-	-	-	-
566 Conference	-	-	250	-	-	250
571 Utilities	-	-	-	-	-	-
651 Office Supplies	-	-	-	-	-	-
911 Community Relations	-	-	-	-	-	-
TOTAL	148,015	109,627	135,350	20,672	85,800	155,350
TOTAL EXPENDITURES	148,015	109,627	135,350	20,672	85,800	155,350

<i>Commentary</i>
The City Attorney provides legal counsel to the City Council, City Manager and various other operating departments. The City Attorney is retained and responsible for general city corporation counsel matters including the preparation and review of ordinances, contracts or other legal documents. Ordinance prosecution is handled by contractual service.

CITY OF ROCHELLE EXPENDITURE SUMMARY

FUND: General - 01-19
DEPT: CITY MANAGER

DESCRIPTION	FY 14-15 ACTUAL	FY 15-16 ACTUAL	FY 16-17 BUDGET	FY 16-17 3 months	FY 16-17 Projection 8 m	CY 17 BUDGET
PERSONNEL:						
421 Salaries	143,397	163,609	165,700	48,278	109,362	167,700
451 Employee Health Plan	23,451	26,212	29,010	7,308	19,146	29,416
TOTAL	166,848	189,821	194,710	55,587	128,508	197,116
CONTRACTUAL SERVICES						
549 Other Professional Services	175	4,000	5,000	980	3,300	5,000
551 Postage	-	6	-	-	-	-
552 Telephone	1,602	2,937	3,600	718	2,400	3,600
553 Publishing	-	66	100	109	109	200
561 Dues	2,695	3,741	3,000	1,470	1,980	3,500
562 Travel Expense	2,043	1,322	2,500	151	1,650	2,500
564 Tuition	2,906	8,951	8,800	6,297	8,800	150
565 Publications	130	384	305	30	200	300
566 Conference Expense	3,341	4,525	6,000	1,028	4,000	6,500
TOTAL	12,891	25,933	29,305	10,783	22,439	21,750
SUPPLIES						
651 Office Supplies	1,249	355	500	5	330	500
911 Public Relations	1,493	1,681	1,000	56	660	1,000
929 Misc Charges	400	79	-	-	-	-
TOTAL	3,143	2,115	1,500	61	990	1,500
CAPITAL OUTLAY						
830 Equipment	74	900	1,000	-	500	1,000
840 Vehicle	-	-	-	-	-	-
TOTAL	74	900	1,000	-	500	1,000
TOTAL EXPENDITURES	182,956	218,769	226,515	66,431	152,437	221,366

Commentary

The City Manager is responsible for the day-to-day administration of all City operations. The City Manager is also responsible for providing overall financial, budgeting and development administration. The City Manager's salary and benefits is split 50/50 with RMU and the salary and benefits of one Asst to the City Manager is being split 50/50 with Economic Development.

CITY OF ROCHELLE EXPENDITURE SUMMARY

FUND: General - 01-21
DEPT: POLICE

DESCRIPTION	FY 14-15 ACTUAL	FY 15-16 ACTUAL	FY 16-17 BUDGET	FY 16-17 3 months	FY 16-17 Projection 8 m	CY 17 BUDGET
PERSONNEL:						
421 Salaries - FT	1,820,616	1,818,954	1,823,903	538,381	1,435,682	1,917,275
422 Salaries - PT	76,731	57,780	55,000	11,598	30,928	50,000
423 Salaries - OT	142,575	173,081	195,000	51,899	140,397	195,000
428 OIC-On-Call FTO	13,011	24,889	26,000	7,478	19,941	26,000
430 Contribution to Police Pension	276,905	360,627	389,808	-	389,808	499,765
451 Employee Health Plan	335,433	358,589	424,419	100,020	266,720	430,361
471 Uniform Allowance	21,333	19,214	30,000	10,653	28,408	30,000
TOTAL	2,686,603	2,813,133	2,944,130	720,029	2,311,884	3,148,401
CONTRACTUAL SERVICES:						
512 Maintenance - Equip	34,055	30,131	40,000	10,364	27,637	40,000
513 Maintenance - Vehicle	42,592	35,616	35,000	3,268	8,714	30,000
534 Medical Services	2,255	2,230	2,000	1,785	4,760	2,500
537 Data Processing Svc.	16,550	19,211	27,000	2,230	22,000	27,000
549 Professional Services	22,630	5,876	8,000	-	3,000	5,000
551 Postage	356	162	200	15	75	100
552 Telephone	13,729	18,919	18,000	4,768	12,714	17,000
553 Publishing	721	1,056	1,000	-	500	1,000
554 Printing	1,642	4,314	4,000	1,203	3,208	4,000
561 Dues	11,843	7,129	7,000	2,643	7,048	7,000
562 Travel Expenses	2,347	2,294	3,500	2,117	4,000	3,500
563 Training	6,197	5,260	10,000	6,019	10,000	10,000
564 Tuition Reimbursement	-	-	-	-	-	-
571 Utilities	1,236	1,195	1,200	350	933	1,200
578 Animal Control	1,593	400	1,500	95	253	1,000
TOTAL	157,747	133,792	158,400	34,856	104,842	149,300
SUPPLIES:						
612 Maintenance - Equip	315	-	500	-	500	500
613 Supplies - Vehicle	4,376	5,456	4,000	-	1,500	3,000
651 Office Supplies	6,244	6,391	6,500	2,655	7,080	7,000
652 Operating Supplies	12,451	15,798	20,000	2,567	15,000	20,000
655 Gasoline and Oil	48,731	38,318	45,000	8,620	22,986	45,000
658 Prisoner Supplies	2,353	1,045	3,000	174	464	2,000
662 K-9 Supplies	8,580	6,589	5,000	3,566	5,000	5,000
911 Public Relations	-	-	-	-	-	-
917 Investigations Fees	2,092	2,639	3,000	706	1,882	3,000
91710 Drug Investigations	10,088	11,000	10,000	316	-	10,000
924 DUI	6,351	3,833	2,000	-	-	2,000
929 Miscellaneous	-	-	-	-	-	-
TOTAL	101,581	91,067	99,000	18,604	54,412	97,500
CAPITAL OUTLAY:						
830 Equipment	29,446	65,564	132,154	-	7,000	97,155
840 Vehicle	71,568	100,900	250,000	-	29,134	141,336
TOTAL	101,014	166,464	382,154	-	36,134	238,491
TOTAL EXPENDITURES	3,046,945	3,204,457	3,583,684	773,489	2,507,272	3,633,692

Commentary

The Police Department is responsible for educating the public on crime, enforcing state and local laws and delivering public safety services. The Department's primary activities are patrol, public assistance and criminal investigations. Major expenditures include salaries and benefits for the full-time and part-time employees (officers, dispatchers, administrative personnel, and crossing guards).

Capital items include squad car replacements, 2 rifles, portable scales, and portable radios.

CITY OF ROCHELLE EXPENDITURE SUMMARY

FUND: General - 01-22
DEPT: FIRE

DESCRIPTION	FY 14-15 ACTUAL	FY 15-16 ACTUAL	FY 16-17 BUDGET	FY 16-17 3 months	FY 16-17 Projection 8 m	CY 17 BUDGET
PERSONNEL:						
421 Salaries - FT	1,014,301	1,029,198	1,027,013	302,970	807,920	1,067,327
422 Salaries - PT	72,933	77,576	106,440	33,773	90,084	86,440
423 Salaries - Call out Pay/Back Fill OT	160,240	180,977	170,980	47,355	126,280	176,537
430 Contribution to Fire Pension	278,524	306,002	346,855	-	346,855	444,861
451 Employee Health Plan	205,307	198,608	220,347	58,359	155,624	223,432
471 Uniform Allowance	9,398	12,361	11,000	5,043	13,448	12,000
TOTAL	1,740,703	1,804,721	1,882,635	447,500	1,540,191	2,010,597
CONTRACTUAL SERVICES:						
511 Maintenance - Building	8,038	9,622	9,000	1,324	3,531	9,000
512 Maintenance - Equip	15,436	11,589	12,000	7,802	20,808	12,000
513 Maintenance - Vehicle	11,081	9,400	10,700	1,684	4,488	10,000
533 Legal Service	420	-	-	-	-	-
534 Medical Services	1,341	1,890	7,800	-	-	7,800
549 Professional Services	33,760	32,416	40,000	7,987	21,296	40,000
551 Postage	151	32	500	48	128	500
552 Telephone	8,407	5,184	9,500	1,406	3,752	8,000
554 Printing	367	555	150	-	-	200
561 Dues	1,351	932	1,400	625	1,640	1,400
562 Travel Expenses	1,211	2,468	2,500	96	256	2,500
563 Training	5,644	6,749	6,000	1,444	3,848	6,000
564 Tuition Reimbursement	620	1,120	2,000	-	-	2,000
565 Publications	950	1,120	1,300	-	-	1,200
571 Utilities	16,090	16,561	19,000	3,365	8,976	17,000
TOTAL	104,867	99,639	121,850	25,781	68,723	117,600
SUPPLIES:						
611 Supplies - Building	1,967	1,561	3,000	1,078	2,872	4,000
612 Supplies - Equipment	4,634	4,846	5,000	41	112	5,000
613 Supplies - Vehicle	1,958	4,021	5,000	986	2,632	5,000
651 Office Supplies	1,575	1,988	2,500	464	1,240	2,500
652 Operating Supplies	12,616	14,009	14,000	4,139	11,040	14,000
654 Janitorial Supplies	4,088	3,237	4,500	981	2,616	4,500
655 Gasoline & Oil	11,327	6,049	15,000	1,754	4,680	13,000
911 Public Relations	-	-	-	-	-	1,000
TOTAL	38,165	35,711	49,000	9,442	25,192	49,000
CAPITAL OUTLAY:						
830 Equipment	18,693	19,712	60,000	(5,411)	-	59,500
840 Vehicle	-	-	42,000	-	-	42,000
890 Other Improvements	-	129,163	7,600	-	-	-
TOTAL	18,693	148,875	109,600	(5,411)	-	101,500
TOTAL EXPENDITURES	1,902,428	2,088,946	2,163,085	477,312	1,634,106	2,278,697

Commentary

The Fire Department provides fire prevention, suppression and ambulance services for the City and Ogle-Lee Fire Protection District. Facility equipment, vehicle, utilities and cost of ambulance billing services are the major non-personnel operating costs.

Changes in this year's budget include a pay increase of 3.25% (account 421 and 423), the addition of a .5 FTE (account 422), decrease of \$2,000 for fuel (account 655), two additional storm sirens, a replacement generator, and half the cost of new repeater system (account 830), purchase of a new command vehicle (account 840), asbestos removal, and resurfacing the parking lot (account 890).

CITY OF ROCHELLE EXPENDITURE SUMMARY

Fund: General - 01-41
DEPT: STREET DIVISION

DESCRIPTION	FY 14-15 ACTUAL	FY 15-16 ACTUAL	FY 16-17 BUDGET	FY 16-17 3 months	FY 16-17 Projection 8 m	CY 17 BUDGET
PERSONNEL:						
421 Salaries - FT	628,966	644,224	658,473	192,291	438,982	708,080
422 Salaries - PT	4,464	5,141	8,000	800	800	8,000
423 Salaries - OT	41,672	24,383	62,500	9,273	35,000	66,050
426 Salaries - Pager Pay	18,841	19,082	19,000	3,729	13,000	19,500
451 Employee Health Plan	163,550	137,650	149,613	43,718	99,742	162,663
471 Uniform Allowance	806	620	1,000	162	667	1,000
473 Clothing Acquisition	1,571	2,041	2,300	-	1,900	2,500
TOTAL	859,871	833,142	900,886	249,974	590,091	967,793
CONTRACTUAL SERVICES:						
511 Maintenance-Building	2,167	1,980	2,500	1,169	2,100	2,500
512 Maintenance - Equip.	13,678	16,360	17,500	2,138	11,700	17,500
513 Maintenance-Vehicle	14,559	19,303	20,000	1,309	13,300	20,000
514 Maintenance - Street	29,115	29,447	30,000	10,565	20,000	30,000
516 Maint. - Snow Removal	525	793	5,000	-	-	3,000
529 Maint.-Other-Sidewalks	3,977	2,725	5,000	7,491	7,491	5,000
536 Janitorial Services	1,541	2,393	2,000	525	1,330	2,000
549 Professional Services	14,194	11,336	14,000	5,865	9,330	12,000
551 Postage	20	4	100	-	-	100
552 Telephone	3,560	4,888	4,700	1,332	3,133	4,700
553 Publishing	226	340	300	-	150	300
562 Travel	329	693	1,200	768	1,000	1,200
563 Training	1,320	2,658	3,500	1,085	2,300	3,500
571 Utilities	14,265	12,131	15,000	2,274	10,000	14,000
572 Street Lights / Traffic Signals	160,899	162,419	165,000	37,804	110,000	169,000
594 Rentals	5,155	4,225	5,000	325	1,500	3,000
TOTAL	265,531	271,693	290,800	72,649	193,334	287,800
SUPPLIES:						
611 Supplies - Building	4,761	5,264	5,000	2,646	3,330	5,000
612 Supplies - Equipment	13,420	15,536	16,000	2,786	14,000	16,000
613 Supplies - Vehicles	35,480	40,813	35,000	3,102	23,300	35,000
614 Supplies - Streets	53,101	54,730	55,000	24,141	37,000	55,000
616 Supplies - Snow Removal	149,933	92,633	120,000	-	35,000	110,000
617 Maintenance / Grounds	11,770	12,466	12,000	1,382	10,000	12,000
629 Supplies - Other	15,597	14,248	15,000	7,803	10,000	15,000
651 Office Supplies	1,599	1,870	2,000	89	1,300	2,000
652 Operating Supplies	7,963	7,302	8,000	1,931	5,300	8,000
653 Small Tools	2,393	2,208	3,200	125	3,000	3,200
654 Janitorial Supplies	730	1,001	1,000	61	660	1,000
655 Automotive Fuel / Oil	63,486	48,428	60,000	8,447	40,000	55,000
661 Safety Supplies	3,357	3,646	3,500	292	2,500	3,500
911 Public Relations	-	-	-	-	-	-
929 Miscellaneous	-	112	500	-	400	500
TOTAL	363,587	300,257	336,200	52,806	185,790	321,200
CAPITAL OUTLAY:						
830 Equipment	-	51,154	25,000	11,100	17,500	-
840 Vehicle	148,419	27,997	95,000	85,830	85,830	65,000
890 Other Improvements	21,705	43,503	10,000	6,360	10,000	-
TOTAL	170,124	122,653	130,000	103,290	113,330	65,000
TOTAL EXPENDITURES:	1,659,114	1,527,744	1,657,886	478,718	1,082,545	1,641,793

Commentary

The Street Division is responsible for maintaining and repairing streets, sidewalks and storm drainage facilities. Major winter activities include snow removal and parkway tree maintenance. The Street Superintendent is responsible for the day-to-day administration. Expenditures include salaries and benefits for the division's 10.5 full-time employees. Other major expenditures are for the maintenance of equipment, snow and ice removal, pavement repairs, street signs and parkway tree maintenance and replacement. Capital Outlay 830 includes 1 - \$45,000 Leaf Vacuum. Capital Outlay 840 includes 1 - used \$65,000 40' Bucket truck.

CITY OF ROCHELLE EXPENDITURE SUMMARY

**FUND: General - 01-44
DEPT: COMMUNITY DEVELOPMENT**

DESCRIPTION	FY 14-15 ACTUAL	FY 15-16 ACTUAL	FY 16-17 BUDGET	FY 16-17 3 months	FY 16-17 Projection 8 m	CY 17 BUDGET
PERSONNEL:						
421 Salaries - FT	206,303	212,825	296,948	96,411	247,096	305,856
422 Salaries - PT	912	-	3,000	-	-	3,000
451 Employee Health Plan	40,397	42,888	55,711	14,557	38,818	56,491
TOTAL	247,611	255,713	355,659	110,968	285,914	365,347
CONTRACTUAL SERVICES:						
513 Maintenance - Vehicle	709	547	1,500	20	20	1,500
529 Nuisance Abatement	2,834	2,504	3,500	7,508	8,908	4,000
532 Engineering	-	-	-	-	-	-
533 Legal Service	1,215	4,980	3,400	-	-	3,400
534 Medical Services	-	210	100	-	-	100
549 Other Professional Services	19,783	12,080	21,000	2,888	7,701	21,000
5491 Other Prof Svs - Brownfield	19,598	29,213	150,000	19,110	50,960	150,000
5492 Other Prof Svs - Rebranding	-	-	100,000	519	1,384	100,000
551 Postage	84	59	300	-	-	300
552 Telephone	842	1,457	1,500	394	1,050	1,500
553 Publishing	2,060	4,301	4,400	2,389	6,370	6,000
554 Printing	-	786	600	106	282	600
561 Dues	1,342	2,256	1,500	313	834	1,200
562 Travel Expenses	1,057	1,572	750	1,563	4,168	5,000
563 Training	822	2,326	8,300	-	3,500	9,500
565 Publications	107	112	250	-	200	200
566 Conferences	994	3,025	4,000	120	120	4,000
TOTAL	51,448	65,428	301,100	34,930	85,497	308,300
SUPPLIES:						
612 Supplies - Equipment	1,432	538	1,000	972	2,592	3,000
651 Office Supplies	1,537	1,780	2,300	408	1,088	2,000
652 Operating Supplies	-	66	-	-	-	-
655 Gasoline & Oil	1,120	909	1,500	229	610	1,200
684 Software/Subscription	17,400	-	5,000	-	2,100	5,000
911 Public Relations	-	1,538	2,000	29	829	2,000
929 Miscellaneous	-	18	-	-	-	-
TOTAL	21,489	4,849	11,800	1,638	7,219	13,200
CAPITAL OUTLAY:						
840 Vehicles	-	-	-	-	-	-
870 Furniture	-	-	-	-	-	-
890 Other Improvements	-	875	5,000	-	1,200	5,000
TOTAL	-	875	5,000	-	1,200	5,000
TOTAL EXPENDITURES:	320,548	326,866	673,559	147,536	379,830	691,847

Commentary

The Department is responsible for tourism, community planning, code enforcement, zoning and subdivision regulations, issuance of building permits and the coordination of development review. The Department provides assistance to the public, other departments, and the Planning and Zoning Commission.

The Re-branding budget is included in the CD budget.

The Department's primary expenditures are salaries and benefits for 4.5 FT employees.

The Chamber Director's salary is now included in the CD budget.

The CD Director's position is split with the Hotel Motel Fund.

The EPA Brownfields Grant is included in the CD budget. The grant will end 9/30/17.

CITY OF ROCHELLE EXPENDITURE SUMMARY

**FUND: General - 01-46
DEPT: CEMETERY**

DESCRIPTION	FY 14-15 ACTUAL	FY 15-16 ACTUAL	FY 16-17 BUDGET	FY 16-17 3 months	FY 16-17 Projection 8 m	CY 17 BUDGET
PERSONNEL:						
421 Salaries - FT	63,577	65,811	67,350	19,745	44,900	34,379
422 Salaries - PT	4,059	-	4,500	-	-	-
423 Salaries - OT	5,440	3,497	7,100	431	4,700	3,550
451 Employee Health Plan	19,013	18,207	20,867	5,083	13,110	10,955
471 Uniforms	285	258	300	76	200	300
473 Clothing Acquisition	200	-	200	-	133	200
TOTAL	92,573	87,773	100,317	25,335	63,043	49,384
CONTRACTUAL SERVICES:						
511 Maintenance - Building	719	7,650	1,500	198	1,000	1,500
512 Maintenance - Equip	390	790	500	-	250	500
513 Maintenance - Vehicle	62	58	300	-	200	300
549 Professional Services	4,921	9,759	10,000	7,410	10,000	45,000
552 Telephone	1,244	1,545	1,500	378	1,000	1,500
553 Publishing	148	120	200	-	100	200
562 Travel	35	-	100	-	100	100
563 Training	20	20	100	-	50	100
571 Utilities	3,180	2,609	3,250	657	2,166	3,250
TOTAL	10,719	22,550	17,450	8,643	14,866	52,450
SUPPLIES:						
611 Supplies - Building	460	275	1,000	-	500	1,000
612 Supplies - Equipment	721	1,090	1,000	147	500	1,000
613 Supplies - Vehicle	174	-	500	-	250	500
617 Supplies - Grounds	1,520	1,217	1,500	556	800	1,500
652 Operating Supplies	658	325	700	15	500	700
653 Small Tools	37	410	500	370	500	500
654 Janitorial	41	32	100	-	50	100
655 Gasoline & Oil	3,362	2,028	4,500	686	3,000	2,000
661 Safety Supplies	99	-	250	-	200	250
929 Miscellaneous	67	-	100	-	100	100
TOTAL	7,139	5,376	10,150	1,773	6,400	7,650
CAPITAL OUTLAY:						
830 Equipment	3,424	36,598	-	-	-	4,500
840 Vehicle	-	-	-	-	-	-
890 Other Improvements	9,733	5,009	6,500	-	-	2,000
TOTAL	13,157	41,607	6,500	-	-	6,500
TOTAL EXPENDITURES	123,588	157,307	134,417	35,752	84,309	115,984

Commentary

The Cemetery Division is responsible for the maintenance and operation of the Lawnridge Cemetery.
 Major expenditures include salary and benefits for one full-time employee split 1/2 with cemetery and 1/2 with street department
 Capital outlay 830 includes purchase of 1 new stump grinder for \$4,500
 Capital Outlay 890 includes chapel luck pointing for \$2,000

CITY OF ROCHELLE EXPENDITURE SUMMARY

FUND: General - 01-48
DEPT: ENGINEERING DIVISION

DESCRIPTION	FY 14-15 ACTUAL	FY 15-16 ACTUAL	FY 16-17 BUDGET	FY 16-17 3 months	FY 16-17 Projection 3 m	CY 17 BUDGET
PERSONNEL:						
421 Salaries - FT	165,155	172,657	175,200	51,975	119,990	179,990
422 Salaries - PT	8,999	-	11,700	-	7,800	8,200
451 Employee Health Plan	38,885	37,526	41,800	10,439	27,870	42,385
TOTAL	213,039	210,183	228,700	62,413	155,660	230,575

CONTRACTUAL SERVICES:

511 Maintenance - Bldg	8,092	9,716	6,200	1,203	4,200	3,000
512 Maintenance - Equip	687	-	1,600	35	1,100	1,600
513 Maintenance - Vehicle	1,896	2,433	2,000	892	1,210	2,000
532 Engineering	9,971	30,652	22,000	2,193	8,790	16,000
549 Professional Services	2,026	4,243	4,100	416	2,730	4,100
551 Postage	-	-	50	49	50	50
552 Telephone	2,802	4,423	3,860	994	2,590	3,860
553 Publishing	601	219	100	35	100	100
561 Dues	1,260	1,517	2,150	-	2,020	2,150
562 Travel Expenses	1,030	1,925	3,200	581	2,400	3,200
563 Training	2,103	2,992	2,500	398	1,820	2,500
565 Publications	89	146	150	171	200	200
571 Utilities	5,692	5,968	4,900	1,314	3,280	5,100
TOTAL	36,249	64,235	52,810	8,278	30,490	43,860

SUPPLIES:

612 Supplies - Equipment	1,533	3,088	2,400	365	1,600	2,400
651 Office Supplies	945	1,405	1,200	116	810	1,200
653 Small Tools	478	453	550	50	370	550
654 Janitorial Supplies	690	795	800	156	530	800
655 Gasoline & Oil	3,319	2,968	3,800	933	2,530	3,800
670 Print Materials	20	-	100	-	100	100
684 Software/Subscription	7,082	5,420	5,600	99	3,980	5,600
911 Public Relations	181	129	100	-	50	100
929 Miscellaneous	109	-	100	16	50	100
TOTAL	14,356	14,258	14,650	1,735	10,020	14,650

CAPITAL OUTLAY:

820 Building	3,634	-	2,200	-	650	2,200
830 Equipment	3,630	2,319	4,600	3,470	3,900	21,600
840 Vehicles	-	32,395	-	-	-	-
870 Furniture	365	-	500	-	300	1,000
TOTAL	7,629	34,714	7,300	3,470	4,850	24,800

TOTAL EXPENDITURES: 271,272 323,389 303,460 75,897 201,020 313,885

Commentary

Engineering Division is responsible for the review of development plans, current and planned capital improvements for street, roadway, bridge, stormwater and drainage infrastructure improvements, as well as coordination of general engineering street/roadway infrastructure related services. Furthermore, the Engineering division provides liaison between state, federal and the local agency on intergovernmental highway agency agreements/projects as well as MFT, Fed Aid & certain IDOT EDP funded projects including truck access routes.

Major expenditures include salaries and benefits for the one engineer, a full time engineering tech, part time engineering staff support clerical, and outside engineering/professional services consultants, and internal office operational expenses and equipment. Some of the outside engineering /professional services are for special projects and reviews of private developments which are subject to reimbursement by the developer per the Rochelle Municipal Code. Other consulting engineering service expenses are for non-reimbursable expenses for staff support that are not individually programmed for ineligible CIP, EDP, EDA or other grant related projects.

CITY OF ROCHELLE EXPENDITURE SUMMARY

FUND: General - 01-61
DEPT. ECONOMIC DEVELOPMENT

DESCRIPTION	FY 14-15 ACTUAL	FY 15-16 ACTUAL	FY 16-17 BUDGET	FY 16-17 3 months	FY 16-17 Projection 8 m	CY 17 BUDGET
PERSONNEL:						
411 Salaries	204,152	225,681	149,539	35,524	115,607	153,278
451 Employee Health Plan	27,024	31,426	31,300	7,268	20,864	31,738
TOTAL	231,176	257,107	180,839	42,792	136,471	185,016
CONTRACTUAL SERVICES						
549 Professional Services	863	-	5,000	-	-	3,000
5491 Other Prof Svcs - Comm Branding	31,523	77,516	-	-	-	-
551 Postage	7	-	100	-	-	100
552 Telephone	1,682	1,488	1,900	377	1,000	1,500
561 Dues	660	250	750	500	500	750
562 Travel Expense	5,900	6,409	7,000	651	2,000	7,000
563 Training	-	-	2,000	-	-	1,000
565 Publications	-	121	200	121	121	150
566 Conference	952	1,882	1,500	-	-	1,000
911 Community Relations	-	-	-	-	-	-
TOTAL	41,588	87,665	18,450	1,648	3,621	14,500
SUPPLIES						
651 Office Supplies	1,418	1,721	1,000	305	750	1,000
652 Operating Supplies	15	20	200	52	52	200
929 Miscellaneous Expense	997	632	1,000	134	134	1,000
TOTAL	2,430	2,373	2,200	490	936	2,200
CAPITAL OUTLAY						
830 Equipment	-	8,320	5,000	-	1,500	-
TOTAL	-	8,320	5,000	-	1,500	-
TOTAL EXPENDITURES	275,194	355,465	206,489	44,931	142,528	201,716

Commentary

Economic Development is responsible for the promotion of commercial and industrial expansion. In addition staff assists in grant proposals and special project assistance.

The primary expense is for one full-time employee salaries and benefits (Economic Development Director) and one-half employee salary and benefits (Asst to City Manager).

**CITY OF ROCHELLE
GENERAL FUND BUDGET 2017
CAPITAL OUTLAY SUMMARY**

FUND: GENERAL FUND

DESCRIPTION	Amount
MAYOR	
Computer	2,000
	2,000
CLERK	
Computer	1,000
	1,000
MUNICIPAL BUILDING	
Carpet in the Police Department	20,000
Key FOB System in PD	3,000
Council Chamber laptops	3,500
Courtyard Sign	4,000
Relocate Reception Camera	2,000
	32,500
CITY MANAGER	
Computer	1,000
	1,000
POLICE	
Portable Radios (26)	97,155
Chargers/Interceptor equipped (4)	141,336
	238,491
FIRE	
Half of a Repeater System	7,500
Storm Siren	7,000
Generator	45,000
SUV	42,000
	101,500
STREET DIVISION	
40' Bucket Truck (used)	65,000
	65,000
COMMUNITY DEVELOPMENT	
Street Scape	5,000
	5,000
CEMETERY	
Stump Grinder	4,500
Chapel Tuck Pointing	2,000
	6,500
ENGINEERING	
Plotter	21,600
Building Improvements	2,200
Furniture	1,000
	24,800
TOTAL CAPITAL OUTLAY	477,791

**CITY OF ROCHELLE
AUDIT FUND**

FUND NUMBER: 11-00

DESCRIPTION	FY 14-15 ACTUAL	FY 15-16 ACTUAL	FY 16-17 BUDGET	FY 16-17 3 months	FY 16-17 Projection 8 m	CY 17 BUDGET
BEGINNING BALANCE JANUARY 1, 2017						16,825
REVENUES:						
311 Property Tax	32,850	37,844	39,000	20,498	39,000	24,128
381 Interest	3	6	0	2	2	0
TOTAL	<u>32,853</u>	<u>37,850</u>	<u>39,000</u>	<u>20,500</u>	<u>39,002</u>	<u>24,128</u>
TOTAL AVAILABLE						40,953
EXPENDITURES:						
531 Other Professional Services	32,557	34,662	37,500	5,000	25,413	37,500
TOTAL	<u>32,557</u>	<u>34,662</u>	<u>37,500</u>	<u>5,000</u>	<u>25,413</u>	<u>37,500</u>
TOTAL EXPENDITURES	32,557	34,662	37,500	5,000	25,413	37,500
ENDING BALANCE DECEMBER 31, 2017						3,453

Commentary

The Audit Fund includes the property tax levy to cover the annual General Fund and Special Revenue Fund auditing costs. The fund maintains a small balance at the beginning and end of the fiscal year.

**CITY OF ROCHELLE
INSURANCE FUND**

FUND NUMBER: 12-00

DESCRIPTION	FY 14-15 ACTUAL	FY 15-16 ACTUAL	FY 16-17 BUDGET	FY 16-17 3 months	FY 16-17 Projection 8 m	CY 17 BUDGET
BEGINNING BALANCE JANUARY 1, 2017						64,077
REVENUES:						
311 Property Tax	128,031	213,282	82,800	43,511	82,800	163,750
381 Interest	-	31	75	-	-	-
389 Miscellaneous	-	-	-	-	-	-
39910 Transfer from General Fund	831,000	-	-	-	-	235,000
TOTAL	128,031	213,313	82,875	43,511	82,800	398,750
TOTAL AVAILABLE						462,827
EXPENDITURES:						
453 Unemployment Insurance	13,817	21,192	17,000	4,108	11,390	17,000
592 Contractual Insurance	325,953	355,283	330,000	79,973	217,950	421,269
929 Miscellaneous Expense	-	-	-	-	-	-
TOTAL	339,770	376,475	347,000	84,080	229,340	438,269
99964 Transfer to Administrative Svc	11,000	11,000	11,000	2,750	7,333	11,000
TOTAL	11,000	11,000	11,000	2,750	7,333	11,000
TOTAL EXPENDITURES	350,770	387,475	358,000	86,830	236,673	449,269
ENDING BALANCE DECEMBER 31, 2017						13,558

Commentary

The Insurance Fund has been established to cover the General Fund's property, liability and unemployment insurance. The source of funds is the annual property tax. Any balance carried forward is applied to the following year's insurance costs.

**CITY OF ROCHELLE
IMRF FUND**

FUND NUMBER: 13-00

DESCRIPTION	FY 14-15 ACTUAL	FY 15-16 ACTUAL	FY 16-17 BUDGET	FY 16-17 3 months	FY 16-17 Projection 8 m	CY 17 BUDGET	
BEGINNING BALANCE JANUARY 1, 2017						79,601	
REVENUES:							
311 Property Tax	228,449	167,084	213,000	111,934	213,000	155,591	-27%
381 Interest income	42	50	75	5	5	50	900%
342 Replacement Tax	52,906	37,477	46,956	-	46,956	34,300	-27%
399 Transfer from Health Fund	68,000	-	-	-	-	-	
TOTAL	349,396	204,611	260,031	111,939	259,961	189,941	-27%
TOTAL AVAILABLE						269,542	
EXPENDITURES:							
463 Pension Payments	259,297	267,468	257,000	71,685	173,260	265,356	53%
929 Miscellaneous	-	-	-	-	-	-	
TOTAL	259,297	267,468	257,000	71,685	173,260	265,356	53%
TOTAL EXPENDITURES	259,297	267,468	257,000	71,685	173,260	265,356	53%
ENDING BALANCE DECEMBER 31, 2017						4,186	

Commentary

Revenues are primarily from property tax and state replacement tax. The funds are used for required City retirement system contributions on behalf of covered employees, essentially all employees excluding Police and Fire.

**CITY OF ROCHELLE
SOCIAL SECURITY FUND**

FUND NUMBER: 14-00

DESCRIPTION	FY 14-15 ACTUAL	FY 15-16 ACTUAL	FY 16-17 BUDGET	FY 16-17 3 months	FY 16-17 Projection 8 m	CY 17 BUDGET
BEGINNING BALANCE JANUARY 1, 2017						79,687
REVENUES:						
311 Property Tax	199,911	191,648	220,000	115,617	220,000	146,429
381 Interest Income	32	39	50	5	5	50
399 Transfer from Health Fund	21,000	-	-	-	-	-
TOTAL	220,943	191,687	220,050	115,622	220,005	146,479
TOTAL AVAILABLE						226,166
EXPENDITURES:						
461 FICA Payment	199,531	205,170	210,000	56,531	140,318	217,000
TOTAL	199,531	205,170	210,000	56,531	140,318	217,000
TOTAL EXPENDITURES	199,531	205,170	210,000	56,531	140,318	217,000
ENDING BALANCE DECEMBER 31, 2017						9,166

Commentary

The Social Security Fund revenues are primarily property tax and interest income. Funds are used to pay the employer's share required by FICA.

**CITY OF ROCHELLE
FIRE EQUIPMENT FUND**

FUND NUMBER: 15-00

DESCRIPTION	FY 14-15 ACTUAL	FY 15-16 ACTUAL	FY 16-17 BUDGET	FY 16-17 3 months	FY 16-17 Projection 8 m	CY 17 BUDGET
BEGINNING BALANCE JANUARY 1, 2017						40,548
REVENUES:						
399 Receipts	-	-	20,000	5,000	13,333	20,000
381 Interest Income	328	260	15	6		
TOTAL	328	260	20,015	5,006	13,333	20,000
TOTAL AVAILABLE						60,548
EXPENDITURES:						
549 Professional Services	-	-	-	-	-	-
TOTAL	-	-	-	-	-	-
CAPITAL OUTLAY						
830 Equipment			-	-	-	-
840 Vehicles		451,681	-			-
TOTAL	-	451,681	-	-	-	-
TRANSFERS						
991 Transfer to General Fund			-			-
TOTAL	-	-	-	-	-	-
TOTAL EXPENDITURES	-	451,681	-	-	-	-
ENDING BALANCE DECEMBER 31, 2017						60,548

Commentary

The Ambulance Fund is used as a reserve to purchase replacement ambulances, fire service vehicles, and personal protective and associated equipment.

**CITY OF ROCHELLE
MOTOR FUEL TAX FUND**

FUND NUMBER: 17-00

DESCRIPTION

BEGINNING BALANCE JANUARY 1, 2017

REVENUES

	FY 14-15 ACTUAL	FY 15-16 ACTUAL	FY 16-17 BUDGET	FY 16-17 3 months	FY 16-17 Projection 6 m	CY 17 BUDGET
343 Allotments	234,631	244,892	246,000	57,075	152,200	246,000
377 Grant EDP/TARP S Main St 12-0012-00FP	-	-	96,000	-	83,000	1,250,000
378 Grant EDP/TARP Wiscold Drive 10-00107-00FP	221,885	605,765	75,000	-	75,000	-
381 Interest Income	336	1,179	600	72	150	600
383 Illinois Capital Bill	81,850	-	-	-	-	-
TOTAL	538,702	851,836	417,600	57,147	310,350	1,496,600

TOTAL AVAILABLE

1,627,797

EXPENDITURES:

CAPITAL OUTLAY

514 Maintenance & Construction	-	-	-	-	-	-
532 Engineering Services	-	-	-	-	-	-
572 Other	-	-	-	-	-	-
614 Supplies	-	-	-	-	-	-
TOTAL	-	-	-	-	-	-

TRANSFERS:

999 Interfund Operating Transfer	-	-	-	-	-	-
99908 Transfer to Cap Impr EDP/TARP S Main St 12-00112-00FP	-	-	96,000	-	83,000	1,250,000
99909 Transfer to Cap Impr EDP/TARP Wiscold Dr 10-00107-00FP	221,885	1,327,650	75,000	-	75,000	-
99916 Transfer to Cap Impr for eligible MFT projects CY 2017	-	-	-	-	-	350,000
99938 Transfer to Gen Fund for eligible MFT projects FY 16/17	-	-	50,000	-	50,000	-
99939 Transfer to Cap Impr for eligible MFT projects FY 16/17	-	-	110,000	-	-	-
99940 Transfer to Cap Impr for eligible MFT projects FY 15/16	-	89,872	-	-	-	-
99945 Transfer to Cap Impr for eligible MFT projects FY 14/15	217,345	-	-	-	-	-
99946 Transfer to Gen Fund for eligible MFT projects FY 14/15	50,000	50,000	-	-	-	-
TOTAL	489,230	1,467,522	331,000	-	208,000	1,600,000

TOTAL EXPENDITURES

489,230 1,467,522 331,000 - 208,000 1,600,000

ENDING BALANCE DECEMBER 31, 2017

27,797

Commentary

The Fund is utilized for the City's share of the motor vehicle fuel tax received from the State. The revenues may be used for the City share of the IDOT Fed Aid and Economic Development Program (EDP) projects, street maintenance including surface treatments, overlays, new construction or reconstruction and other MFT eligible expenses. Funds are programmed for various local streets/roads projects/improvements, and IDOT MFT/EDP qualified engineering and testing services.

**CITY OF ROCHELLE
UTILITY TAX FUND**

FUND NUMBER: 18-00

DESCRIPTION	FY 14-15 ACTUAL	FY 15-16 ACTUAL	FY 16-17 BUDGET	FY 16-17 3 months	FY 16-17 Projection 8 m	CY 17 BUDGET
BEGINNING BALANCE JANUARY 1, 2017						474,932
REVENUES						
31361 Electric Sales - tax @ 1.5%	303,721	308,361	315,000	78,122	211,000	315,000
31362 Natural Gas Sales - tax @ 1.5%	69,709	50,438	55,000	11,596	36,000	55,000
38100 Interest	905	521	500	137	370	500
TOTAL	374,335	359,320	370,500	89,855	247,370	370,500
TOTAL AVAILABLE						845,432
EXPENDITURES:						
99900 Transfer to Capital Improvement Fund	617,318	116,336	645,000	-	135,000	845,000
TOTAL	617,318	116,336	645,000	-	135,000	845,000
TOTAL EXPENDITURES	617,318	116,336	645,000	-	135,000	845,000
ENDING BALANCE DECEMBER 31, 2017						432

Commentary

The Utility Tax Fund was established in conjunction with the 1.5% tax on natural gas and electric sales approved by the City Council in November, 1996 and renewed/amended in November 2012. In its present form, the tax rate on natural gas is 1.5% of gross revenue, and a tiered rate on electric kwh usage. Extended until April, 2018, the tax will be used for capital project areas such as pedestrian paths, sidewalk replacement, new construction/extensions, select residential and commercial street/curb and gutter, and street improvements along with other professional services in connection with the planning, design, ROW acquisition, engineering, permitting, construction, and implementation of such infrastructure improvements. These funds will be used as the City's participation towards IDOT SRTS and other ITEP grant funded projects.

**CITY OF ROCHELLE
HOTEL-MOTEL FUND
BUDGET SUMMARY**

FUND NUMBER: 19-00

DESCRIPTION	FY 14-15 ACTUAL	FY 15-16 ACTUAL	FY 16-17 BUDGET	FY 16-17 3 months	FY 16-17 Projection 8 m	CY 17 BUDGET
BEGINNING BALANCE JANUARY 1, 2017						200,636
REVENUES						
Taxes						
314 Hotel-Motel Tax	212,328	240,367	240,000	76,324	203,530	305,296
381 Interest Income	200	160	200	42	112	168
389 Miscellaneous Revenues	22,824	31,181	27,000	10,338	27,568	41,352
TOTAL	235,352	271,709	267,200	86,704	231,210	346,816

TOTAL AVAILABLE **547,452**
EXPENDITURES

General						
00-54000 Advertising	-	-	-	-	-	-
00-56200 Travel Expenses	469	1,218	1,000	344	917	1,000
00-56600 Conference	1,481	1,100	2,500	-	-	2,000
00-57100 Utilities	735	429	800	37	99	500
00-99900 Interfund Operating Transfer	-	19,941	-	-	-	-
00-92990 Miscellaneous	2,340	3,088	4,000	787	2,099	3,500
TOTAL	5,025	25,776	8,300	1,169	3,115	7,000

Administration						
10-42100 Salaries	48,220	44,828	43,703	13,192	35,179	52,768
10-45100 Health Insurance	5,897	9,189	10,433	2,805	7,480	11,220
10-46100 Social Security Contribution	-	915	3,343	1,051	2,803	4,204
10-46300 Retirement	-	-	5,511	1,392	3,712	5,568
10-55100 Postage	-	-	-	-	-	-
10-55300 Publishing	-	-	-	-	-	-
10-56200 Travel Expenses	653	200	-	-	-	-
10-56600 Conferences	233	-	-	58	-	-
10-57100 Utilities	-	-	-	-	-	-
10-65200 Operating Supplies	26	-	-	-	-	-
10-83000 Capital Outlay	-	-	-	-	-	-
TOTAL	55,028	55,132	62,990	18,498	49,174	73,760

Marketing and Promotions						
20-54900 Tourism	-	-	-	-	-	-
20-54910 Blackhawk Waterways	10,000	10,000	10,000	2,500	6,667	10,000
20-54912 Flagg Rochelle Museum	6,000	8,000	8,000	-	8,000	8,000
20-54920 Chamber of Commerce	8,500	8,500	8,500	8,500	8,500	8,500
20-54930 Web Site - Design and Maintenance	7,335	334	5,000	188	1,500	5,000
20-91214 Advertising	2,177	4,768	6,500	2,995	7,986	8,000
20-91215 Other	8,272	17,511	18,000	1,934	5,157	18,000
TOTAL	42,284	49,114	56,000	16,117	37,810	57,500

Railfan Park						
30-42200 Salaries - Part Time	15,609	16,898	26,259	6,046	16,123	27,046
30-45300 Unemployment Insurance	-	-	-	-	-	-
30-45400 Workers Compensation	-	-	-	-	-	-
30-46100 Social Security	1,303	1,252	2,009	463	1,234	1,852
30-46300 Retirement	-	-	-	-	-	-
30-51100 Maintenance - Building	5,241	5,620	10,000	2,319	6,184	10,000
30-56500 Publications	433	(30)	500	62	162	350
30-57100 Utilities	470	5,404	5,000	823	2,195	5,000
30-57110 Rail Cam Internet Connection	2,399	2,399	2,400	600	1,600	2,400
30-57900 Other Service Charges	-	-	-	-	-	-
30-61200 Maintenance Supplies - Equipment	1,071	593	2,000	564	1,504	2,000
30-65200 Operating Supplies	3,447	3,462	4,000	1,014	2,704	4,000
30-89000 Other Improvements	5,133	2,149	10,000	-	2,400	10,000
30-91100 Community Relations	14,432	15,868	21,000	7,229	19,277	28,000
30-91215 Other	3,411	2,050	10,000	39	104	10,000
TOTAL	52,949	55,665	93,168	19,159	53,487	100,648

Visitor's Center:							
40-42200	Salaries - Part Time	3,812	3,387	5,000	897	2,392	5,200
40-45300	Unemployment Insurance	90	-	225	-	-	-
40-45400	Workers Compensation	-	-	-	-	-	-
40-46100	Social Security	218	253	300	69	184	300
40-46300	Retirement	-	-	-	-	-	-
40-51100	Maintenance Building	-	1,059	3,500	533	1,421	3,500
40-57100	Utilities	5,945	1,637	450	280	747	1,700
40-65200	Operating Supplies	1,793	902	2,500	-	-	500
40-91100	Community Relations	607	-	1,000	-	400	1,000
40-91215	Other	62	-	-	-	-	-
40-99910	Interfund Transfer	1,750	1,750	1,750	438	1,168	1,750
	TOTAL	14,277	8,988	14,725	2,216	6,312	13,950
Special Events							
60-91110	Downtown Christmas Promotion	500	824	1,000	-	1,000	1,000
60-91120	Lincoln Highway Heritage Festival	8,000	8,000	8,000	8,000	8,000	8,000
60-91130	Summer Country Jam	14,875	10,125	10,000	-	-	-
60-91140	Family Railroad Days & Railfan Appreciation	2,050	3,273	4,700	1,827	2,000	3,000
60-91141	Irish Hooley	-	-	-	-	-	3,000
60-91142	Cinco de Mayo	-	-	-	-	-	4,000
60-91143	Ale on Lincoln	-	-	-	-	-	3,000
60-91144	Wine on Lincoln	-	-	-	-	-	4,000
60-91145	Hay Day	-	-	-	-	-	4,000
60-91190	Misc Events	17,747	21,718	30,000	7,407	19,752	12,000
	TOTAL	43,172	43,940	53,700	17,234	30,752	42,000
80-89000	Special Projects	20,000	63,042	50,000	1,664	80,000	75,000
	TOTAL	20,000	63,042	50,000	1,664	80,000	75,000
TOTAL EXPENDITURES		232,735	301,657	338,883	76,056	260,650	369,858
ENDING BALANCE DECEMBER 31, 2017							177,594

Commentary

The City's Hotel/Motel tax, currently at 5%, is the primary revenue source for the fund.
 The Fund promotes efforts to carry out tourism, visitors and convention efforts in the community.
 Tourism was added to Community Development in October 2013.

**CITY OF ROCHELLE
SALES TAX FUND**

FUND NUMBER: 20-00

DESCRIPTION	FY 14-15 ACTUAL	FY 15-16 ACTUAL	FY 16-17 BUDGET	FY 16-17 3 months	FY 16-17 Projection 8 m	CY 17 BUDGET
BEGINNING BALANCE JANUARY 1, 2017						965,266
REVENUES						
31361 Sales Tax	982,863	933,473	998,400	216,091	603,200	998,400
38100 Interest Income	401	572	600	204	400	600
39900 Transfer from Lighthouse Pointe TIF	-	-	475,863	-	475,863	-
TOTAL	983,264	934,045	1,474,863	216,295	1,079,463	999,000
TOTAL AVAILABLE						1,964,266
TOTAL EXPENDITURES						
53300 Legal Service	-	-	-	-	-	-
54900 Other Professional Services	-	-	500	-	-	-
99900 Transfer to General Fund	108,000	-	228,700	57,160	152,470	350,000
99901 Transfer to Capital Improvement Fund	1,378,779	942,372	590,000	-	345,000	1,614,000
TOTAL	1,486,779	942,372	819,200	57,160	497,470	1,964,000
TOTAL EXPENDITURES	1,486,779	942,372	819,200	57,160	497,470	1,964,000
ENDING BALANCE DECEMBER 31, 2017						266

Commentary

The Sales Tax Fund was established in conjunction with the 3/4% tax on increase on the sale of goods purchased excluding groceries, drugs and autos approved by the voters in November, 2007. The sales tax funds are to be used primarily for public infrastructure improvements and maintenance.

Such improvements include miscellaneous CIP and street and facilities maintenance & new construction programs by the Engineering/Street Department AND/OR contracted services for new construction, resurfacing, patching, curb/gutter replacement, etc. Furthermore, these funds are used mainly for multi-year CIPs such as Intermodal Drive drainage channel, Dement Rd/Tech Park drainage channel improvements, 7th Ave bridge & street engineering and reconstruction west of Kelly Drive, 20th Street widening and resurfacing, South Main St. widening and urbanization (phase 1), engineering & reconstruction, shared use and/or other pedestrian paths, street urbanization and reconstruction projects, and other miscellaneous preliminary engineering projects.

**CITY OF ROCHELLE
LIGHTHOUSE POINTE TIF FUND**

FUND NUMBER: 21-00

DESCRIPTION	FY 14-15 ACTUAL	FY 15-16 ACTUAL	FY 16-17 BUDGET	FY 16-17 3 months	FY 16-17 Projection 8 m	CY 17 BUDGET
BEGINNING BALANCE JANUARY 1, 2017						198,424
REVENUES:						
31361 Property Tax	423,496	560,948	644,494	346,242	644,494	610,304
38100 Interest Income	193	268	500	98	100	200
38900 Bond Proceeds - 2010 Bond	-	-	-	-	-	-
38901 Bond Proceeds - 2013 Bond	-	-	-	-	-	-
38902 Bond Premium	-	-	-	-	-	-
38910 RZB Interest Credit	-	-	-	-	-	-
38915 Transfer from Sales Tax Fund	-	-	-	-	-	-
TOTAL	423,689	561,217	644,994	346,340	644,594	610,504
TOTAL AVAILABLE						808,928
EXPENDITURES						
53100 Accounting Service	2,080	2,165	2,200	-	2,200	2,300
53300 Legal Service	-	-	-	-	-	-
54900 Other Professional Services	102,089	135,067	161,000	83,548	161,000	146,473
55300 Publishing	-	-	-	-	-	-
56100 Dues	550	-	550	-	550	550
56300 Training	300	1,768	500	-	1,200	1,500
99903 Transfer to Sales Tax Fund	-	-	475,863	-	475,863	-
TOTAL	105,019	139,000	640,113	83,548	640,813	150,823
DEBT SERVICE						
72200 GO Bond Repayment	90,000	130,370	125,000	-	125,000	130,000
72000 GO Bond Interest	89,480	115,000	85,380	-	42,690	82,880
73200 Payment to Escrow Agent	-	-	-	-	-	-
TOTAL	179,480	245,370	210,380	-	167,690	212,880
CAPITAL OUTLAY						
89000 Other Improvements	-	-	-	-	-	-
TOTAL	-	-	-	-	-	-
TOTAL EXPENDITURES	284,499	384,370	850,493	83,548	808,503	363,703
ENDING BALANCE DECEMBER 31, 2017						445,225

Commentary

In December 2010, the City of Rochelle issued \$2,940,000 Tax Increment Financing Alternate Revenue Source Bonds to finance the costs of certain public infrastructure projects including, but not limited to, the construction and development of retail by Walmart and several outlots.

**CITY OF ROCHELLE
FOREIGN FIRE INSURANCE FUND**

FUND NUMBER: 22-00

DESCRIPTION	FY 14-15 ACTUAL	FY 15-16 ACTUAL	FY 16-17 BUDGET	FY 16-17 3 months	FY 16-17 Projection 8 m	CY 17 BUDGET
BEGINNING BALANCE JANUARY 1, 2017						34,724
REVENUES						
389 Receipts	22,962	20,226	20,000	-	20,000	20,000
381 Interest Income	23	25	25	-		
TOTAL	22,986	20,251	20,025	-	20,000	20,000
TOTAL AVAILABLE						54,724
EXPENDITURES:						
549 Professional Services	15,256	4,044	24,800	-	9,121	28,500
TOTAL	15,256	4,044	24,800	-	9,121	28,500
CAPITAL OUTLAY						
830 Equipment	6,094	11,506	8,200	-	8,373	21,025
TOTAL	6,094	11,506	8,200	-	8,373	21,025
TOTAL EXPENDITURES	21,350	15,550	33,000	-	17,494	49,525
ENDING BALANCE DECEMBER 31, 2017						5,199

Commentary

Revenue for the Foreign Fire Insurance Fund is generated from a 2% sales tax on fire insurance companies written by out-of-state insurance companies. These funds are controlled by the Foreign Fire Tax Board.

CITY OF ROCHELLE
CY 2017 BUDGET
CAPITAL OUTLAY SUMMARY

FUND: FOREIGN FIRE INSURANCE FUND

DESCRIPTION	Amount
CAPITAL IMPROVEMENTS	
Turnout Gear (5)	12,500
Fire Service Equipment and Tools	<u>8,525</u>
TOTAL CAPITAL OUTLAY	<u><u>21,025</u></u>

**CITY OF ROCHELLE
DOWNTOWN TIF FUND**

FUND NUMBER: 23-00

DESCRIPTION	FY 14-15 ACTUAL	FY 15-16 ACTUAL	FY 16-17 BUDGET	FY 16-17 3 months	FY 16-17 Projection 8 m	CY 17 BUDGET
BEGINNING BALANCE JANUARY 1, 2017						(514,373)
REVENUES:						
31361 Property Tax	-	-	-	-	-	-
38100 Interest Income	-	-	-	-	-	-
TOTAL	-	-	-	-	-	-
TOTAL AVAILABLE						(514,373)
EXPENDITURES						
53100 Accounting Service	-	-	-	-	-	-
53300 Legal Service	-	7,481	15,000	56	150	15,000
54900 Other Professional Services	-	132	500	3,106	8,283	12,424
54910 Other Prof - Downtown	-	49,380	68,000	10,313	27,501	68,000
55300 Publishing	-	-	-	-	-	-
56100 Dues	-	-	-	-	-	-
56200 Travel	-	684	1,000	-	-	1,000
56300 Training	-	700	1,250	-	-	1,250
TOTAL	-	58,378	85,750	13,475	35,934	97,674
CAPITAL OUTLAY						
89000 Other Improvements	-	-	65,000	364,000	364,000	85,000
TOTAL	-	-	65,000	364,000	364,000	85,000
TOTAL EXPENDITURES	-	58,378	150,750	377,475	399,934	182,674
ENDING BALANCE DECEMBER 31, 2017						(697,047)

Commentary

The Downtown TIF was approved by the City Council in January 2016. The Community Development Department staff facilitates the TIF.

**CITY OF ROCHELLE
OVERWEIGHT TRUCK PERMITS**

FUND NUMBER: 24-00

DESCRIPTION	FY 14-15 ACTUAL	FY 15-16 ACTUAL	FY 16-17 BUDGET	FY 16-17 3 months	FY 16-17 Projection 8 m	CY 17 BUDGET
BEGINNING BALANCE JANUARY 1, 2017						32,276
REVENUES						
31361 Overweight Truck Permit Fees	61,170	66,790	74,000	15,895	42,300	76,000
38100 Interest	34	15	200	2	150	300
TOTAL	61,204	66,805	74,200	15,897	42,450	76,300
TOTAL AVAILABLE						108,576
EXPENDITURES						
53200 Engineering Services	-	-	1,500	-	-	1,500
54900 Professional Services	-	-	500	-	-	500
57900 Service Charges	3,037	3,187	3,500	835	2,230	3,500
99901 Transfer to Capital Improvement Fund	74,634	91,000	-	-	-	90,000
99902 Transfer to General Fund	10,800	12,000	12,000	3,000	8,000	12,000
TOTAL	88,471	106,187	17,500	3,835	10,230	107,500
TOTAL EXPENDITURES	88,471	106,187	17,500	3,835	10,230	107,500
ENDING BALANCE DECEMBER 31, 2017						1,076

Commentary

The Rochelle City Council approved an ordinance in October, 2012 to provide for the permitting of overweight trucks and to establish permit fees. The ordinance became effective in May, 2013 and establishes special permit types, weight classifications, fees and other special conditions. Per the ordinance, fees for the overweight permits, less any costs for administration, shall be deposited into a separate fund to be used only for maintenance, repair, and improvement of the Truck Routes. The fees will be used in part to compensate for the extra wear and tear on the mileage of streets over which the overweight vehicles are to be operated. A portion of the funds will be transferred each fiscal year, after expenses for administering for the permit process, to the Capital Improvements Fund to be applied towards projects related to Truck Routes as determined by the City Engineer.

CITY OF ROCHELLE
CAPITAL IMPROVEMENTS FUND

FUND NUMBER: 36-00

DESCRIPTION	FY 14-15 ACTUAL	FY 15-16 ACTUAL	FY 16-17 BUDGET	FY 16-17 3 months	FY 16-17 Projection 8 m	CY 17 BUDGET
BEGINNING BALANCE JANUARY 1, 2017						(360,099)
REVENUES:						
34850 Federal Funds FHWA JDR/UPRR Overpass sec #00-00089-00BR	78,994	27,850	-	-	5,000	-
38100 Interest Income	16	357	500	45	300	499
38200 Rental Income	984	-	-	-	-	-
38900 Bond Proceeds	-	2,000,000	-	-	-	-
38902 Premium on Debt Certificates	-	36,644	-	-	-	-
39400 Construction Contribution Sidewalks	-	-	-	-	-	-
39911 Transfer from Stormwater	-	-	55,000	-	-	55,000
39909 Transfer from Tech Park Fund	-	-	37,247	-	-	-
39910 Transfer from Solid Waste Fund	-	41,832	100,000	-	37,247	-
34709 Transfer from Railroad Fund for QZ payment	-	24,760	230,200	-	18,000	-
39992 Transfer from Utility Tax Fund	617,318	116,336	645,000	-	230,950	226,800
39993 Transfer from Overweight Truck Permit Fund	74,634	91,000	-	-	135,000	845,000
39996 Transfer from Sales Tax Fund	1,378,779	942,372	590,000	-	345,000	90,000
40011 Reimbursed Developer Fees	-	-	-	-	-	1,614,000
40012 MFT Transfer for CY 17 MFT Capital Improvement Projects	-	-	-	-	-	-
40013 MFT Transfer for FY 16/17 MFT Capital Improvement Projects	-	89,872	110,000	-	-	350,000
40014 MFT EDP Wiscold Drive improvements sec #10-00107-00FP	221,885	1,327,650	75,000	-	50,000	-
40015 MFT Transfer for FY 14/15 MFT Capital Improvement Projects	217,345	-	-	-	75,000	-
40016 MFT EDP S Main Street improvements sec #12-00112-00FP	-	-	96,000	-	83,000	1,250,000
TOTAL	2,589,954	4,698,674	1,938,947	45	979,497	4,431,299

TOTAL AVAILABLE

4,071,200

EXPENDITURES:

59500 Property Tax	-	1,376	-	-	-	-
71000 2015 Bond Principal	-	170,000	170,000	-	170,000	170,000
72000 2015 Bond Interest	-	50,552	60,200	14,625	60,200	56,800
73000 2015 Bond Issue Costs	-	47,525	-	750	750	-
81000 Land - Blighted Properties Washington/2nd Ave Parking Lot	-	41,832	100,000	(858)	18,000	-
82000 Buildings - Engineering Department	56,382	-	-	-	-	-
83000 Equipment - Street Department	145,350	4,300	-	-	-	-
86030 Miscellaneous Road ROW Acquisition	10,654	-	16,000	-	-	20,000
86035 SW Rochelle Truck/transportation loop OC #08-06131000FP	-	11,849	-	-	-	-
86040 MFT EDP S Main St Improvements #12-00112-00FP (PE)	-	76,550	150,000	29,700	95,450	1,600,000
86041 MFT EDP Wiscold Drive improvements sec #10-00107-00FP	221,885	2,393,873	75,000	-	75,000	-
86050 JDR Overpass Engineering sec#00-00089-00 BR	84,544	27,850	55,000	2,836	5,000	15,000
86054 Intermodal Drive JDR drainage channel improvements	-	-	10,000	-	-	10,000
86057 Dement Rd/Tech Park Rte 38 drainage channel improvements	-	-	265,000	-	-	282,000
86056 School Ave bridge rehab and related street improvements	1,179,635	8,008	-	-	-	-
86060 7th Ave Bridge over Kyla River and related approach street impr (PE Ph 1)	-	35,236	125,000	1,281	25,000	1,180,000
86075 TR pavement maint/imprv Steward Rd E of Rte 251 & W of Alpha Rd	62,675	-	-	-	-	-
86081 MFT Misc St Treatments sec #13GM	-	-	-	-	-	-
86082 Muni parking areas and adjacent alley rehab @ 4th/6th St FY14-15 TBD	10,687	-	-	-	-	-
86083 Dement Rd overpass approach/pvmt rehab & drainage culvert impr	-	-	80,000	-	-	80,000
86084 MFT Misc St Treatments sec #16-000000-00GM	-	-	110,000	-	-	-
86085 MFT Misc St Treatments sec #15-000000-00GM	153,818	89,872	-	-	-	-
86086 MFT Misc St Treatments sec#17-000000-00GM	-	-	-	-	-	100,000
86087 MFT Misc Gen Maintenance Street Light usage 16-000000-01-GM	6,949	-	50,000	-	50,000	-
86089 Railroad Quiet Zone improvements	-	1,105,653	575,000	300,773	965,000	5,400
86090 First Ave bridge over Kyla River (scour protection/repairs)	-	-	-	-	-	24,000
86092 MFT Veterans Pkwy Pvmt Rehab/Resurf sec#11-00111-00RS	(59)	-	-	-	-	-
86094 20th Street widening improvements (8th Ave to Atwood Park)	-	-	-	-	-	-
86095 Sidewalk - SRTS 10th Ave/2nd St Sec #12-00113-00SW - May School	-	-	135,000	-	-	135,000
86096 IL Rt 38/Linc Hwy signal pod crossing update sec 13-00114-00TL	12,337	138,956	-	-	-	-
86097 20th Street widening impr Ph 2 (10th Ave to N of Squires Landing St)	17,887	9,646	308,000	75,657	238,000	180,000
86102 SE Qd urbanization (Ave C from Main to 2nd St)	-	6,675	225,000	-	-	15,000
86498 Shared use ped paths Rochelle Golf Course @ Rte 251	-	-	105,000	-	-	110,000
86499 Shared use ped paths N 14th St to Flagg Rd paving FY 14-15	18,461	-	-	-	-	-
86500 Sidewalks/Pedestrian Paths - Annual Program	300,182	163,829	150,000	821	132,000	140,000
86502 General maintenance - other, signage, pavements, sidewalks, storm swr	12,013	35,123	35,000	-	5,000	20,000
88000 Flood Control-Creek Bank Stabilization, Obstruction Removal	-	-	5,000	-	-	-
89000 Other Street/Alley Improvements - HMA surf, pvmt striping, C&G replacement	141,916	91,237	130,000	4,884	26,000	60,000
89001 Municipal Airport Curber Rd pavement patches	11,959	-	-	-	-	-
TOTAL	2,461,645	4,509,942	2,934,200	430,469	1,865,400	4,203,200

TOTAL EXPENDITURES

4,203,200

ENDING BALANCE DECEMBER 31, 2017

(132,000)

Commentary

The Capital Improvements Fund is used as a source of funds for major construction projects. Revenues are transfers from the MFT, Sales Tax, Utility Tax Funds, and other miscellaneous grants through EDA, EDP, FHWA, ICC and/or IDOT for the planning, design, ROW acquisition, engineering, permitting, construction and implementation of the general maintenance, urbanization/reconstruction, and new construction of streets, Jack Dame Rd bridge/overpass structures, stormwater facilities, drainage systems and other related items. Major expenditures are for the 7th Avenue bridge replacement and street reconstruction, EDP projects such as South Main St improvements Phase 1 from Steam Pint Rd to Steward Rd, general maintenance of streets & alleys, bridges, scour protection, misc. street infrastructure improvements, RR Quiet Zone, and associated engineering for CIPs funded primarily from the MFT and ST funds. Other expenditures are for the annual sidewalk program, shared use path agreements with developers, SRTS, Misc Str rehab, Fed Aid other infrastructure impr and associated engineering are from the UTF.

**CITY OF ROCHELLE
CY 2017 BUDGET
CAPITAL OUTLAY SUMMARY**

FUND: CAPITAL PROJECTS FUND

DESCRIPTION	Amount
CAPITAL IMPROVEMENTS	
2015 Bond Principal Payment QZ (RR Fund)	226,800
Miscellaneous Road Right-of-Way	20,000
MFT EDP South Main Street improvements sec #12-00112-00FP (PE and CE) Phase 1	1,600,000
JDR Overpass Engineering sec#00-00089-00 BR	15,000
Intermodal Drive JDR drainage channel improvements	10,000
Dement Road/Tech Park Rte. 38 drainage channel improvements	282,000
7th Ave bridge over Kyte River and related approach street improvements (PE and CE Ph 1)	1,180,000
Dement Rd overpass approach/pavement rehabilitation & drainage culvert improvements	80,000
MFT Misc St Treatments sec #17-00000-00GM	100,000
Railroad Quiet Zone	5,400
First Ave bridge over Kyte River (scour protection/repairs)	24,000
Sidewalk - SRTS 10th Ave/2nd St Sec #12-00113-00SW - May School	135,000
20th St widening/paving improvements Ph2 (10th Ave to N of Squires Landing St/Carrie Ave)	180,000
SE Quadrant urbanization (PE)	15,000
Shared Use Ped paths Rochelle Golf Course @ Rte. 251	110,000
Sidewalks/Pedestrian paths - Annual Program TBD FY 16-17	140,000
General maintenance - other, pavements, sidewalks, storm sewer	20,000
Other Street/Alley Improvements - HMA surface, pavement striping, curb & gutter replacement	60,000
TOTAL CAPITAL OUTLAY	<u>4,203,200</u>

**CITY OF ROCHELLE
STORMWATER MANAGEMENT FUND**

FUND NUMBER: 37-00

DESCRIPTION	FY 14-15 ACTUAL	FY 15-16 ACTUAL	FY 16-17 BUDGET	FY 16-17 3 months	FY 16-17 Projection 8 m	CY 17 BUDGET
BEGINNING BALANCE JANUARY 1, 2017						116,984
REVENUES:						
38100 Interest Income	104	87	100	23	50	100
38800 Stormwater Management Fee	10,778	2,139	4,500	586	4,200	6,500
38900 Miscellaneous Revenue	-	-	-	-	-	-
TOTAL	10,882	2,226	4,600	609	4,250	6,600
TOTAL AVAILABLE						123,584
EXPENDITURES:						
53200 Engineering Services	3,224	-	2,000	-	-	-
54900 Other Professional Services	-	-	-	-	-	-
56100 Dues	-	-	2,500	2,500	2,500	2,500
TOTAL	3,224	-	4,500	2,500	2,500	2,500
88000 Flood Control - Hemstock Eng	-	-	-	-	-	-
88010 Stream Gauging Project	-	-	-	-	-	-
88020 Lakeview Levee	-	-	-	-	-	-
88030 Kyle River stream maintenance	4,219	7,250	6,000	1,592	4,250	6,000
88040 Flood Control - Outfall Structures	-	-	-	-	-	5,000
88050 Basin Study	-	-	-	-	-	-
88100 Regional Detention	22,629	-	55,000	-	-	55,000
TOTAL	26,848	7,250	61,000	1,592	4,250	66,000
TOTAL EXPENDITURES	30,071	7,250	65,500	4,092	6,750	68,500
ENDING BALANCE DECEMBER 31, 2017						55,084

Commentary

The Stormwater Management Fund is used as a source of funds for major stormwater improvement projects. Revenues include project related grants, annexation of areas, and stormwater building permit fees. Major expenditures include engineering/planning for updated floodplain study and maps, state review fees, potential flood control projects and improvements to miscellaneous outfall structures, erosion/scour control measures, stream maintenance, future stream gaging, City owned SW detention facilities maintenance, misc. engineering and other professional services. Other expenditures include costs associated with possible regional SW detention incorporated into developments or drainage channel along Rte 38.

**CITY OF ROCHELLE
WATERWATER RECLAMATION FUND
CY 2017 BUDGET SUMMARY**

DESCRIPTION	FY 14-15 ACTUAL	FY 15-16 ACTUAL	FY 16-17 BUDGET	FY 16-17 3 months	FY 16-17 Projection 8 m	CY 17 BUDGET
BEGINNING BALANCE MAY 1, 2015						6,161,452
WATER SALES:						
Residential	853,569	881,569	875,000	250,695	668,520	1,002,780
Commercial	593,943	639,684	652,000	189,394	505,051	757,576
Industrial	781,908	697,611	708,000	201,567	537,512	806,268
Interdepartmental	-	-	-	-	-	-
TOTAL	2,229,420	2,218,864	2,235,000	641,656	1,711,083	2,566,624
WATER RECLAMATION SALES:						
Residential	991,932	983,878	945,000	262,193	699,181	1,048,772
Commercial	849,489	833,902	852,569	247,991	661,309	991,964
General Service Surcharge	54,984	37,699	50,000	8,302	22,139	33,208
Creston	72,343	85,957	72,000	20,401	54,403	81,604
Industrial	914,129	546,589	600,000	189,546	505,456	758,184
Industrial Surcharge	61,338	44,965	50,000	13,014	34,704	52,056
Interdepartmental	-	-	-	-	-	-
TOTAL	2,944,216	2,532,990	2,569,569	741,447	1,977,192	2,965,788
OTHER REVENUE, WATER:						
Water Tower Lease	52,065	72,498	52,000	20,984	55,957	83,936
Fire Protection Fee	41,179	41,184	40,000	10,295	27,453	41,180
Miscellaneous Revenues	15,948	24,636	20,000	114	304	456
Penalties	31,184	29,628	30,000	8,054	21,477	15,000
Interest Income	1,500	2,049	1,500	1,078	2,875	1,500
Grants, State or Federal	-	-	-	-	-	-
IEPA Loan	-	2,503,817	2,451,689	562,065	1,498,840	2,383,821
Construction Contribution - Developers	-	-	-	-	-	-
TOTAL	141,876	2,673,810	2,595,189	602,590	1,606,906	2,525,893
OTHER REVENUE, WATER RECLAMATION:						
Connection Fees Wastewater	-	-	-	24,500	65,333	98,000
Service Area - Askvig	29,395	29,407	29,400	7,315	13,069	19,604
Miscellaneous Revenues	225,695	66,048	90,000	21,025	56,067	84,100
Rent	48,000	48,000	48,000	12,000	32,000	48,000
Penalties	39,173	35,097	35,000	9,601	25,603	38,404
Interest Income	8,842	8,293	8,500	1,779	4,744	7,116
Grants, State and Federal	3,863	-	54,000	-	-	-
IEPA Loan	-	-	-	-	-	250,000
Construction Participation - Developers	-	-	143,315	-	-	-
Transfer from Replacement Fund Acct	-	922,600	-	-	-	-
TOTAL	354,968	1,109,445	408,215	76,220	196,816	545,224
REVENUES						
Water	2,371,296	4,892,674	4,830,189	1,244,246	3,317,989	5,092,517
Water Reclamation	3,299,184	3,642,435	2,977,784	817,667	2,174,008	3,511,012
TOTAL	5,670,480	8,535,109	7,807,973	2,061,913	5,491,997	8,603,529
TOTAL AVAILABLE						14,764,981
EXPENDITURES						
Water	1,864,080	3,954,454	4,732,421	727,921	2,493,644	4,480,937
Water Reclamation	4,684,669	3,577,868	3,335,712	567,845	1,749,867	3,282,254
TOTAL	6,548,749	7,532,322	8,068,133	1,295,766	4,243,511	7,763,191
ENDING BALANCE APRIL 30, 2016						7,001,790
AUTHORIZED POSITIONS						
POSITIONS - WATER						
Full-Time	4	4	4	4	4	5
Part-Time	1	1	1	1	1	1
TOTAL	5	5	5	5	5	6
POSITIONS - WATER RECLAMATION						
Full-Time	9	9	8	8	8	8
Part-Time	-	-	1	1	1	1
TOTAL	9	9	9	9	9	9

**CITY OF ROCHELLE
CY 2017 BUDGET
EXPENDITURE SUMMARY**

DESCRIPTION	PERSONNEL SERVICES	CONTRACTUAL SERVICES	SUPPLIES	CAPITAL OUTLAY	DEBT SERVICE	LOANS & TRANSFERS	TOTAL
WATER/WATER RECLAMATION							
Water	595,558	563,636	157,564	2,856,821	200,000	107,358	4,480,937
Water Reclamation	1,027,022	796,475	200,000	816,500	319,274	122,983	3,282,254
TOTAL	1,622,580	1,360,111	357,564	3,673,321	519,274	230,341	7,763,191

CITY OF ROCHELLE
CY 2017 Personnel Summary
Budgeted Positions (FTE)

<u>FUND/DEPARTMENT/TITLE</u>	<u>Current</u>	<u>Proposed</u>
WATER/WATER RECLAMATION FUND		
WATER		
Superintendent*	0.4	0.4
Asst. Superintendent	0	0.5
Meter Technician	1	1
Operations/Lead	1	1
Operations/Maintenance A	0	0
Operations/Maintenance B	0	0
Operations/Maintenance C	0	1
Operations/Maintenance D	1	1
Operations/Maintenance - no certification	0	0
Part-Time	0.3	0.3
WATER RECLAMATION		
Superintendent*	0.525	0.525
Asst. Superintendent	0	0.5
Lab Technician	1	1
Lab Technician B	0.7	0.7
Lead Operator/Maintenance	1	1
Operator/Maintenance II	2	2
Operator/Maintenance III	0	0
Operator/Maintenance IV	0	0
Operator/Maintenance	3	3
TOTAL Full-Time	<u>12</u>	<u>13</u>
TOTAL Part-Time	<u>2</u>	<u>2</u>

*The shared Superintendent for both the Water and Water Reclamation Divisions is the result of the merger of the two divisions. The Superintendent is also responsible for the Solid Waste Fund.

CITY OF ROCHELLE EXPENDITURE SUMMARY

FUND: Enterprise Funds 51-00

DEPARTMENT: Water

DESCRIPTION	FY 14-15 ACTUAL	FY 15-16 ACTUAL	FY 16-17 BUDGET	FY 16-17 3 months	FY 16-17 Projection 8 m	CY 17 BUDGET
PERSONNEL						
Salaries Full Time	278,242	322,704	294,814	80,559	214,824	374,752
Salaries Part Time	-	-	3,900	720	1,920	3,900
Salaries OT/Pager Pay	-	-	45,276	4,507	12,019	46,151
Social Security Taxes	21,375	21,922	26,315	7,780	20,747	28,669
Retirement	33,652	42,027	43,377	11,214	29,904	44,745
Health Insurance	52,943	60,121	61,261	17,280	46,080	82,145
Other Employee Benefits	10,018	25,012	5,305	1,131	3,016	4,524
Workmen's Compensation	8,466	8,635	8,668	2,668	7,115	10,672
TOTAL	404,696	480,421	488,916	125,859	335,625	595,558
CONTRACTUAL SERVICES:						
Network Administration	22,983	22,265	21,431	5,358	14,287	29,755
Financial Administrative Services	20,208	14,581	20,815	5,205	13,880	20,329
Telephone	2,251	3,612	3,600	916	2,443	3,664
Property and Liability Insurance	10,065	11,922	14,000	2,486	6,629	9,944
Purchased Power	248,805	240,737	246,000	63,265	168,707	253,060
Engineering	2,594	-	18,000	-	-	18,000
Customer Accounting and Collection	81,365	93,544	105,000	26,079	69,544	105,000
Administrative and General Expenses	20,774	16,401	-	-	-	-
Laboratory	7,892	10,148	15,500	1,301	3,469	5,204
Rent	48,000	48,000	48,000	12,000	32,000	48,000
Other	27,939	20,593	25,000	3,342	8,912	13,368
GIS	-	2,119	25,000	10,595	28,253	25,000
Transportation	24,976	20,219	30,000	1,998	5,328	30,000
Uncollectible Accounts	19,547	11,637	-	-	-	-
Miscellaneous Expense	1,567	1,003	5,000	578	1,541	2,312
TOTAL	538,966	516,781	577,346	133,123	354,993	563,636
SUPPLIES:						
Chemicals	52,764	47,406	62,564	12,210	32,560	62,564
Materials & Supplies	62,484	66,922	90,041	15,683	41,821	95,000
TOTAL	115,248	114,328	152,605	27,893	74,381	157,564
CAPITAL OUTLAY:	715,356	2,746,868	3,102,939	414,392	1,657,568	2,856,821
DEBT SERVICE ACCOUNT:						
Reserve	-	-	-	-	-	-
Principal	-	-	284,000	-	-	200,000
Interest	-	-	-	-	-	-
Equipment Replacement	-	-	20,000	-	-	-
TOTAL	-	-	304,000	-	-	200,000
TRANSFERS						
General Fund	89,814	96,056	106,615	26,654	71,077	107,358
TOTAL	89,814	96,056	106,615	26,654	71,077	107,358
TOTAL EXPENDITURES	1,864,080	3,954,454	4,732,421	727,921	2,493,644	4,480,937

Commentary

The Water Division is responsible for four production wells, water distribution facilities and three elevated storage tanks. The wells produce an average of 1 billion gallons of water annually that is distributed through 120 miles of water main. The division currently has three full-time employees in addition to the Superintendent who also serves as the Water Reclamation Superintendent. The laboratory work for the Division is done by Water Reclamation personnel.

Funds budgeted under Personnel Services include salaries and benefits for current employees. Major operating costs include the electrical energy required to operate the wells and the chemicals used to insure the quality of water distributed to customers. Major capital outlays include upgrading segments of the existing water main and a new well.

The full-time meter reader position has been added to the water/water reclamation department and an assistant superintendent position has been created to oversee both divisions.

CITY OF ROCHELLE EXPENDITURE SUMMARY

FUND: Enterprise Funds 52-00
DEPARTMENT: Water Reclamation

DESCRIPTION	FY 14-15 ACTUAL	FY 15-16 ACTUAL	FY 16-17 BUDGET	FY 16-17 3 months	FY 16-17 Projection 8 m	CY 17 BUDGET
PERSONNEL						
Salaries Full Time	503,272	560,200	554,799	150,985	402,627	639,440
Salaries Part Time	-	-	3,900	1,410	3,760	3,900
Salaries OT/Pager Pay	-	-	39,419	4,507	12,019	39,419
Social Security Taxes	40,318	44,332	42,442	11,362	30,299	48,917
Workmen's Compensation	22,558	21,857	21,000	6,016	16,043	24,064
Retirement	76,332	59,102	65,633	19,023	50,728	76,349
Health Insurance	113,518	115,376	124,878	28,507	76,019	185,373
Other Employee Benefits	15,495	62,637	20,000	2,390	6,373	9,560
TOTAL	771,494	863,503	872,071	224,200	597,868	1,027,022
CONTRACTUAL SERVICES:						
Network Administration	22,983	22,265	18,133	4,533	12,089	25,177
Financial Administrative Services	35,400	27,329	36,404	9,102	24,272	33,434
Telephone	3,114	4,205	4,900	1,072	2,859	4,500
Property and Liability Insurance	23,345	36,739	31,000	6,056	16,149	31,000
Purchased Power	279,800	278,889	268,962	67,185	179,160	274,114
Engineering	2,309	-	-	-	-	-
Customer Accounting and Collection	81,365	93,544	100,000	26,079	69,544	105,000
Administrative and General Expenses	38,084	30,087	-	-	-	-
Contractual Services - Laboratory	7,209	5,982	8,250	1,539	4,104	8,250
Contractual Services - Other	73,369	50,843	120,000	13,831	36,883	120,000
GIS	-	-	25,000	10,595	28,253	25,000
Transportation	17,193	23,514	30,000	3,149	8,397	30,000
Uncollectible Accounts	26,173	12,885	-	-	-	-
Miscellaneous Expense	15,395	16,497	25,000	13,472	35,925	25,000
Sludge Removal	113,591	75,575	115,000	20,845	55,587	115,000
TOTAL	739,332	678,353	782,649	177,458	473,222	796,475
SUPPLIES:						
Chemicals	59,327	45,441	67,500	15,966	42,576	75,000
Materials & Supplies	122,520	99,707	125,000	53,134	141,691	125,000
TOTAL	181,847	145,148	192,500	69,100	184,267	200,000
CAPITAL OUTLAY:	1,930,647	1,250,529	1,021,500	54,724	218,896	816,500
DEBT SERVICE/RESERVE						
Principal	650,000	-	-	-	-	-
Interest	28,614	22,411	18,158	5,434	9,079	13,996
Capital Improvement	-	242,709	35,000	-	35,000	35,000
IEPA Principal Payments	251,490	255,425	266,116	-	133,058	270,278
TOTAL	930,104	520,545	319,274	5,434	177,137	319,274
TRANSFERS						
General Fund	131,245	119,789	147,718	36,929	98,477	122,983
TOTAL	131,245	119,789	147,718	36,929	98,477	122,983
TOTAL EXPENDITURES	4,684,669	3,577,868	3,335,712	567,845	1,749,867	3,282,254

Commentary

The Water Reclamation budget includes the operations of the treatment facility, twelve lift stations and the sanitary sewer collection system. The plant treats an average of 2.3 million gallons of sewage per day and has six full time operators, one full time lab tech, one part time lab tech, in addition to the Superintendent who also serves as the Water Division Superintendent.

Personnel Services include current employee salaries and benefits.

Major operating costs are the electrical energy required to operate the plant and lift stations, chemicals for disinfection and sludge treatment, and the sludge disposal at the landfill.

Major capital outlays include a new centrifuge and chemical blending equipment, lagoon bank stabilization, and system 1 sanitary sewer rehabilitation.

**CITY OF ROCHELLE EXPENDITURE SUMMARY
SOLID WASTE MANAGEMENT FUND**

FUND NUMBER: 53-00

DESCRIPTION	FY 14-15 ACTUAL	FY 15-16 ACTUAL	FY 16-17 BUDGET	FY 16-17 3 months	FY 16-17 Projection 8 m	CY 17 BUDGET
BEGINNING BALANCE JANUARY 1, 2017						2,788,212
REVENUES:						
37900 Other Revenues	-	-	-	-	-	-
38525 Host Fee	731,476	573,999	585,000	151,266	403,376	604,761
38530 Base Fee	75,000	75,000	75,000	18,750	50,000	75,000
38540 Supplemental Host Fee	65,366	51,295	45,000	13,517	36,046	54,042
36300 Sanitation Pick-Up Fees	400,282	412,037	400,000	101,370	270,320	405,278
36326 Recycling	415	1,023	1,000	500	1,333	1,999
38200 Rental Income	1	-	-	-	-	-
38535 Solid Waste Fee	123,711	120,164	140,000	-	93,800	125,000
38100 Interest Income	2,310	4,651	2,500	1,045	2,786	4,176
38400 Siting Approval Fees	-	-	-	-	-	-
38300 Reimbursement for Costs	-	-	-	-	-	-
38900 Miscellaneous Revenue	-	-	-	-	-	-
39900 Interfund Transfer	-	390,867	-	-	-	-
TOTAL	1,398,561	1,629,036	1,248,500	286,448	857,661	1,270,257
TOTAL AVAILABLE						4,058,470
EXPENDITURES:						
PERSONNEL						
42100 Salaries	4,084	6,311	7,339	2,098	5,596	7,338
46100 Social Security Contribution	279	458	562	185	495	561
46300 Retirement	483	747	925	248	662	925
45300 Unemployment Insurance	27	45	610	9	23	640
TOTAL	4,873.67	7,560.89	9,436	2,541	6,776	9,464
CONTRACTUAL SERVICES:						
57313 Recycling	70,145	70,347	70,000	17,971	47,923	71,849
57311 Residential Solid Waste	141,054	141,007	140,000	35,252	94,004	140,936
57312 Landscape Pick-Up	103,139	103,104	115,000	34,368	91,648	137,404
57314 Suppl Host Fee - Creston	62,880	53,340	45,000	13,517	36,046	54,042
57315 Brush Pick-Up	85,500	85,500	85,500	21,375	57,285	85,500
53200 Engineering Services	-	-	-	-	-	-
53900 Other Contractual Services	19,990	21,774	30,000	36,898	50,000	30,000
53910 Customer Accounting/Collection	-	-	-	-	-	-
54900 Professional Siting	-	-	-	-	-	-
92000 Disposal - Post Closure	-	-	-	-	-	-
53300 Legal Expense	27,813	12,540	7,500	2,266	6,044	9,061
55400 Printing	-	-	-	-	-	-
56200 Travel	-	-	-	-	-	-
56600 Conferences	-	-	-	-	-	-
57100 Utilities	-	-	-	-	-	-
TOTAL	510,522	487,612	493,000	161,648	382,951	628,793
SUPPLIES						
61400 Supplies Road	-	-	-	-	-	-
65100 Office Supplies	-	-	-	-	-	-
65200 Operating Supplies	-	-	-	-	-	-
91100 Public Relations	-	-	-	-	-	-
72000 Interest Expense	-	2,200	-	-	-	-
59500 Property Tax	61,689	61,705	65,000	77,454	77,454	80,000
92900 Miscellaneous	632	780	700	330	880	1,319
TOTAL	62,321	64,685	65,700	77,784	78,334	81,319
CAPITAL OUTLAY AND OTHER FINANCING USES:						
83000 Equipment	-	-	-	-	-	-
89000 Other Improvements	-	251,000	-	(13,387)	-	-
99900 Transfer to Capital Improvement	-	41,832	100,000	-	20,000	-
99901 Transfer to General Fund	180,000	525,000	699,369	174,842	468,577	513,800
99902 Transfer to Airport Fund	-	-	-	-	-	-
99902 Transfer to Pensions	-	-	-	-	-	-
TOTAL	180,000	817,832	799,369	161,455	488,577	513,800
TOTAL EXPENDITURE	757,717	1,377,690	1,367,505	403,428	956,638	1,133,376
ENDING BALANCE DECEMBER 31, 2017						2,925,093

Commentary

The Fund receives revenue from the operation of the Landfill (host and tipping fees) and solid waste collection services provided to residential properties. Expenditures are the payments to Northern IL Disposal for collection of residential solid waste including landscape waste, brush pick-up by the Street Dept. and transfers to the General Fund. The IEPA approved landfill expansion in July 2012. The City is responsible for the cost of exhumation of Cell #1 and improvements to Mulford Rd (total \$1.4 mil)

**CITY OF ROCHELLE
ELECTRIC FUND
CY 2017 BUDGET SUMMARY**

DESCRIPTION	FY 14-15 ACTUAL	FY 15-16 ACTUAL	FY 16-17 BUDGET	FY 16-17 3 months	FY 16-17 Projection 8 m	CY 17 BUDGET
BEGINNING BALANCE JANUARY 1, 2017						7,205,113
REVENUES						
Residential	6,198,726	6,352,793	6,500,000	1,652,952	4,407,872	6,611,588
Commercial	5,839,330	5,938,217	6,000,000	1,527,585	4,073,560	6,110,338
Industrial	20,908,758	23,129,857	24,500,000	5,946,419	15,857,117	25,000,000
City Departments	88,779	111,796	113,988	30,970	82,588	123,879
Public Street Lighting	159,355	228,286	154,484	53,222	141,925	212,887
RMU Departments	350,899	460,584	452,933	122,473	326,594	489,891
Penalties	284,653	324,517	350,000	61,518	164,048	320,000
Energy Credits	252,215	289,745	260,000	48,515	129,373	260,000
Tariff	-	927,707	1,300,000	415,745	1,108,653	1,800,000
Miscellaneous Income	125,848	145,882	200,000	21,150	56,400	120,000
Interest Income	16,880	28,528	17,457	7,222	19,258	26,000
Reimbursement from Water/WR/SW	58,858	46,468	-	-	-	210,000
Grant Revenue	508,504	-	-	-	-	-
Loan Repayment	-	493,048	216,000	26,137	69,698	51,505
Transfer from DIE	-	4,153,383	-	-	-	-
Revenue Bond Proceeds	-	-	3,000,000	-	-	-
TOTAL	34,792,805	42,630,811	43,064,862	9,913,906	26,437,086	41,336,088

DESCRIPTION	FY 14-15 ACTUAL	FY 15-16 ACTUAL	FY 16-17 BUDGET	FY 16-17 3 months	FY 16-17 Projection 8 m	CY 17 BUDGET
EXPENDITURES						
Generation	6,082,897	584,640	1,472,114	341,762	903,257	1,509,420
Purchased Power	25,484,800	23,614,747	26,248,743	5,826,842	17,480,396	24,301,150
Peaker Plant	100,789	96,726	419,540	26,154	69,742	130,054
Gen Sets	-	-	-	705,198	736,643	364,000
Gas Turbine	72,257	76,810	91,702	9,781	48,455	71,000
Transmission	-	1,513,649	2,600,000	400,392	1,092,711	4,355,019
Electric Distribution	4,776,939	8,829,911	5,393,920	1,264,792	3,204,946	4,561,452
Customer Accounting	619,022	600,092	617,202	145,075	401,649	629,853
Utility Engineering	164,330	176,165	211,388	98,043	184,704	281,682
Utility Administration	3,902,378	3,943,331	5,539,478	836,926	3,513,419	5,092,263
TOTAL	41,203,412	39,436,071	42,594,088	9,654,965	27,635,922	41,295,892

ENDING BALANCE DECEMBER 31, 2017 **7,245,309**

AUTHORIZED POSITIONS	FY 14-15 ACTUAL	FY 15-16 ACTUAL	FY 16-17 BUDGET	FY 16-17 3 months	FY 16-17 Projection 8 m	CY 17 BUDGET
POSITIONS						
Full-Time	31	31	28	29	29	29
Part-Time	2	2	4	3	3	5
TOTAL	33	33	32	32	32	34

**CITY OF ROCHELLE
CY 2017 BUDGET
EXPENDITURE SUMMARY**

DESCRIPTION	Personnel Services	Contractual Services	Supplies	Capital Outlay	Debt Service	Transfers and Refunds	Total
ELECTRIC							
Generation	678,732	83,388	517,300	230,000	-	-	1,509,420
Purchased Power	-	24,300,000	1,150	-	-	-	24,301,150
Peaker Plant	-	10,054	110,000	10,000	-	-	130,054
Gen Sets	-	2,000	302,000	60,000	-	-	364,000
Gas Turbine Plant	-	8,500	62,500	-	-	-	71,000
Transmission	69,033	1,785,986	-	2,500,000	-	-	4,355,019
Electric Distribution	1,732,107	736,845	125,000	1,967,500	-	-	4,561,452
Customer Accounting	336,743	221,460	59,650	12,000	-	-	629,853
Utility Engineering	179,621	27,811	24,250	50,000	-	-	281,682
Utility Administration	262,887	1,107,683	17,800	-	1,801,423	1,902,470	5,092,263
TOTAL	3,259,122	28,283,727	1,219,650	4,829,500	1,801,423	1,902,470	41,295,892

**CITY OF ROCHELLE CY 2017
Personnel Summary
Budgeted Positions (FTE)**

<u>FUND/DEPARTMENT/TITLE</u>	<u>Current</u>	<u>Proposed</u>
ELECTRIC FUND		
UTILITY ADMINISTRATION		
Business Analyst	1	1
Utility Accountant	0	1
Administrative Assistant	0	0.5
GENERATION		
Lead Operator/Maintenance	1	1
Operator/Maintenance	4	5
Seasonal Maintenance	0	0
ELECTRIC OPERATIONS		
Superintendent	1	1
Asst Superintendent	1	1
Crew Leader	3	4
Line Person	5	5
Line Person Apprentice	3	3
Storekeeper A	1	1
Meter Tech	1	0
Custodian	1	1
Summer Help (2)	0.5	0
CUSTOMER SERVICE		
Supervisor	1	1
Billing Coordinator	1	1
Representative	2	2
Representative Part-Time	0.5	0.5
UTILITY ENGINEERING		
Engineering Technician of Services & Support	2	2
Total Full-Time	28	30
Total Part-Time	3	2

CITY OF ROCHELLE EXPENDITURE SUMMARY

FUND: Enterprise Funds 54-10

DEPT: Electric Operations, Ninth Street Generation Plant

DESCRIPTION	FY 14-15 ACTUAL	FY 15-16 ACTUAL	FY 16-17 BUDGET	FY 16-17 3 months	FY 16-17 Projection 8 m	CY 17 BUDGET
PERSONNEL:						
Salaries	445,867	450,385	358,944	117,950	314,533	492,586
Overtime	-	-	82,011	39,221	104,000	-
Social Security Taxes	32,907	32,790	27,459	11,891	31,709	37,683
Workmen's Compensation	16,090	16,033	15,459	4,295	11,453	14,778
Retirement	56,092	52,340	45,263	17,714	47,237	62,115
Health Insurance	62,461	58,989	66,144	19,437	44,316	67,070
Other Employee Benefits	4,239	3,097	5,230	341	909	4,500
TOTAL	617,656	613,634	600,510	210,849	554,158	678,732
CONTRACTUAL SERVICES:						
Telephone	2,659	3,461	2,370	881	2,349	2,500
Network Administration	13,790	13,359	16,485	4,121	10,989	22,888
Property & Liability Insurance	15,690	24,705	17,449	8,450	22,533	33,000
Other Prof Serv - Contract Maintenance	-	-	48,000	-	-	25,000
TOTAL	32,139	41,525	84,304	13,452	35,871	83,388
SUPPLIES:						
Fuel	121,818	122,104	180,000	22,951	61,202	120,000
Title V Operating Permit	11,950	12,300	12,300	3,075	8,200	12,300
Operation	109,487	249,473	135,000	18,316	48,842	125,000
Maintenance	212,177	429,227	260,000	73,119	194,984	260,000
TOTAL	455,432	813,104	587,300	117,461	313,228	517,300
CAPITAL OUTLAY:	4,977,670	(883,623)	200,000	-	-	230,000
TOTAL EXPENDITURES	6,082,897	584,640	1,472,114	341,762	903,257	1,509,420

Commentary

The Ninth Street Generation Plant budget covers the 8 generating units located in the power plant immediately west of the 7th Street overpass. The plant has a current rated capacity of 12,500 KW for peak shaving (Rice-Neshap compliant engines). The plant is used for peak shaving and emergency operations.

Major expenditures include salaries and benefits for the plant's 6 employees and plant fuel. Funds are also budgeted to pay for a Title V operating permit required by Federal law.

CITY OF ROCHELLE EXPENDITURE SUMMARY

FUND: Enterprise Funds 54-20
 DEPT.: Purchased Power

DESCRIPTION	FY 14-15 ACTUAL	FY 15-16 ACTUAL	FY 16-17 BUDGET	FY 16-17 3 months	FY 16-17 Projection 8 m	CY 17 BUDGET
CONTRACTUAL SERVICES:						
Purchased Power	25,480,767	23,611,757	26,248,743	5,826,453	17,479,359	24,300,000
TOTAL	25,480,767	23,611,757	26,248,743	5,826,453	17,479,359	24,300,000
SUPPLIES:						
Operation	4,033	2,990	-	389	1,037	1,150
Maintenance	-	-	-	-	-	-
TOTAL	4,033	2,990	-	389	1,037	1,150
CAPITAL OUTLAY:						
TOTAL EXPENDITURES	25,484,800	23,614,747	26,248,743	5,826,842	17,480,396	24,301,150

<i>Commentary</i>	

CITY OF ROCHELLE EXPENDITURE SUMMARY

FUND: Enterprise Funds 54-30

DEPT: Peaker Plant

DESCRIPTION

	FY 14-15 ACTUAL	FY 15-16 ACTUAL	FY 16-17 BUDGET	FY 16-17 3 months	FY 16-17 Projection 8 m	CY 17 BUDGET
CONTRACTUAL SERVICES:						
Title V Operating Permit	5,546	6,230	6,230	1,558	4,154	6,230
Property & Liability Insurance	3,343	3,721	3,310	1,043	2,781	3,824
TOTAL	8,889	9,951	9,540	2,601	6,935	10,054
SUPPLIES:						
Fuel	9,165	2,412	70,800	8,060	21,493	25,000
Operation	1,277	20,317	23,700	8,672	23,125	35,000
Maintenance	81,458	64,046	65,500	6,821	18,189	50,000
TOTAL	91,900	86,775	160,000	23,553	62,807	110,000
CAPITAL OUTLAY:	-	-	250,000	-	-	10,000
TOTAL EXPENDITURES	100,789	96,726	419,540	26,154	69,742	130,054

Commentary

The Peaking units, with 4 MW of capacity are located on Caron Road, North of the Caron Road Substation. The facility is used for peak shaving and emergencies.

Funds are budgeted for limited summer operations - these units can not be run in winter as they are water cooled.

CITY OF ROCHELLE EXPENDITURE SUMMARY

FUND: Enterprise Funds 54-35
 DEPT: Gen Sets

DESCRIPTION	FY 14-15 ACTUAL	FY 15-16 ACTUAL	FY 16-17 BUDGET	FY 16-17 3 months	FY 16-17 Projection 8 m	CY 17 BUDGET
CONTRACTUAL SERVICES:						
Title V Operating Permit	-	-	-	-	-	2,000
Property & Liability Insurance	-	-	-	-	-	-
TOTAL	-	-	-	-	-	2,000
SUPPLIES:						
Fuel	40,036	80,652	160,000	134,056	134,056	150,000
Operation	-	-	-	-	-	42,000
Maintenance	2,913	63,677	60,000	18,867	50,312	110,000
TOTAL	42,949	144,329	220,000	152,923	184,368	302,000
CAPITAL OUTLAY:	-	2,063,592	100,000	552,275	552,275	60,000
TOTAL EXPENDITURES	42,949	2,207,921	320,000	705,198	738,643	364,000

Commentary

Six units with a rated capacity of 12 MW are located along Caron Road west of the Caron Road Substation. These units are black start units for reliability for cold storage facilities and will be used for our 10 critical peak days with PJM and ComEd.

CITY OF ROCHELLE EXPENDITURE SUMMARY

FUND: Enterprise Funds 54-40

DEPT: Gas Turbine Plant

DESCRIPTION	FY 14-15 ACTUAL	FY 15-16 ACTUAL	FY 16-17 BUDGET	FY 16-17 3 months	FY 16-17 Projection 8 m	CY 17 BUDGET
CONTRACTUAL SERVICES:						
Property & Liability Insurance	2,300	2,787	2,278	717	1,526	2,300
Title V Operating Permit	5,985	6,164	6,164	(525)	6,164	6,200
Leases and Rentals	-	-	-	-	-	-
TOTAL	8,285	8,951	8,442	192	7,690	8,500
SUPPLIES:						
Fuel	18,139	17,515	19,800	2,552	22,000	20,000
Operation	23,139	16,752	1,960	-	-	15,000
Maintenance	22,694	33,592	51,500	7,037	18,765	27,500
TOTAL	63,972	67,859	73,260	9,589	40,765	62,500
CAPITAL OUTLAY:	-	-	10,000	-	-	-
TOTAL EXPENDITURES	72,257	76,810	91,702	9,781	48,455	71,000

Commentary

The costs associated with the GT1 Gas Turbine located on Caron Road north of the Caron Road Substation with 3 MW of capacity includes fuel for 100 hours of operation. The Turbine is only used for peak shaving and emergency operations.

CITY OF ROCHELLE EXPENDITURE SUMMARY

FUND: Enterprise Funds 54-50
 DEPT: Transmission

DESCRIPTION	FY 14-15 ACTUAL	FY 15-16 ACTUAL	FY 16-17 BUDGET	FY 16-17 3 months	FY 16-17 Projection 8 m	CY 17 BUDGET
PERSONNEL:						
Salaries	40,970	3,174	-	1,151	3,069	51,666
Social Security Taxes	-	-	-	656	1,749	2,405
Workmen's Compensation	-	-	-	-	-	-
Retirement	-	-	-	1,046	2,789	3,835
Health Insurance	280	1,713	-	1,671	4,456	6,127
Other Employee Benefits	-	10,630	-	-	-	5,000
TOTAL	41,250	15,517	-	4,524	12,063	69,033
CONTRACTUAL SERVICES:						
Network Admin	-	-	-	-	-	10,986
Transmission	65,874	1,498,132	100,000	395,868	1,055,648	1,700,000
Outside Engineering	-	-	-	-	-	75,000
TOTAL	65,874	1,498,132	100,000	395,868	1,055,648	1,785,986
CAPITAL OUTLAY:	-	-	2,500,000	-	25,000	2,500,000
TOTAL EXPENDITURES	107,124	1,513,649	2,600,000	400,392	1,092,711	4,355,019

Commentary

Steward line to be rebuilt and hopefully completed by March 2017.

CITY OF ROCHELLE EXPENDITURE SUMMARY

FUND: Enterprise Funds 54-60

DEPT: Electric Operations: Distribution

DESCRIPTION	FY 14-15 ACTUAL	FY 15-16 ACTUAL	FY 16-17 BUDGET	FY 16-17 3 months	FY 16-17 Projection 8 m	CY 17 BUDGET
PERSONNEL:						
Salaries	944,409	1,084,319	963,194	280,136	747,029	1,067,214
Social Security Taxes	74,276	87,197	97,567	25,576	68,202	100,952
Workmen's Compensation	57,463	57,259	57,392	15,338	40,901	58,769
Retirement	130,601	131,126	160,826	42,409	113,090	175,107
Health Insurance	202,978	221,499	287,539	71,599	190,930	312,565
Other Employee Benefits	35,246	17,518	25,000	909	2,500	17,500
TOTAL	1,444,973	1,598,918	1,591,518	435,967	1,162,652	1,732,107
CONTRACTUAL SERVICES:						
Network Administration	73,545	80,154	69,237	17,497	46,658	85,145
Telephone	4,786	10,252	5,000	3,429	9,144	10,000
Property and Liability Insurance	44,024	67,013	43,275	22,446	59,856	60,000
Sub-Station Expense	263,765	250,420	160,000	30,798	82,128	95,000
Overhead Line Expense	968	6,974	50,000	850	4,500	145,000
Underground Line Expense	-	3,844	15,000	-	1,500	15,000
Street Lighting & Signal Expense	3,692	18,959	15,000	312	2,500	12,000
Rent	724	10,290	3,000	-	3,000	2,500
Meter Expense	35,288	177,580	10,000	8,277	22,072	15,000
Meter Reading	26,872	(6,222)	5,000	(817)	1,500	5,000
Customer Installations Expense	455,899	2,510	100,000	1,215	3,240	25,000
Misc Distribution Expenses	174,801	441,695	200,000	118,745	120,000	200,000
Engineering	-	-	67,200	-	67,200	67,200
TOTAL	1,084,364	1,063,469	742,712	202,752	423,298	736,845
SUPPLIES - MAINTENANCE:						
Structures	-	-	50,000	-	15,000	15,000
Sub-Station Equipment	4,828	8,933	-	120	120	25,000
Overhead Line Expense	271,370	178,521	50,000	55,080	75,000	50,000
Underground Line Expense	1,455	2,956	25,000	7,122	25,000	25,000
Line Transformers	9,500	(1,078)	15,000	1,485	4,500	10,000
TOTAL	287,153	189,332	140,000	63,807	119,620	125,000
CAPITAL OUTLAY:	1,960,449	5,978,192	2,919,690	562,266	1,499,376	1,967,500
TOTAL EXPENDITURES	4,776,939	8,829,911	5,393,920	1,264,792	3,204,946	4,561,452

Commentary

The Electric Operations division is responsible for operating and maintaining our overhead and underground electrical facilities. Personnel Services include salaries and benefits for the division's 12 current full-time employees. Also, we are adding two linemen positions for retirement and for the increased projects.

Major operating expenses are contractual services and the purchase of supplies and materials necessary to maintain the overhead and underground distribution system.

Additional engineering is budgeted for electric system studies and required improvements.

The capital budget includes engineering of the 5 kV system phase II, sectionalizing the distribution system, OMS software, and line detection devices.

CITY OF ROCHELLE EXPENDITURE SUMMARY

FUND: Enterprise Funds 54-70

DEPT: Customer Accounting

DESCRIPTION	FY 14-15 ACTUAL	FY 15-16 ACTUAL	FY 16-17 BUDGET	FY 16-17 3 months	FY 16-17 Projection 8 m	CY 17 BUDGET
PERSONNEL:						
Salaries	243,788	228,329	183,264	67,084	122,787	209,220
Social Security Taxes	9,821	9,689	14,020	2,766	9,393	16,005
Workmen's Compensation	-	-	-	-	-	-
Retirement	18,019	16,702	23,110	4,663	15,483	26,383
Health Insurance	75,570	59,967	83,466	15,090	55,922	84,635
Unemployment	526	786	500	152	335	500
TOTAL	347,724	315,473	304,359	89,755	203,920	336,743
CONTRACTUAL SERVICES:						
Network Administration	32,234	31,171	26,376	6,594	17,672	36,621
Maintenance - Building	2,862	3,143	4,000	245	2,667	4,000
Maintenance - Equipment	1,860	-	945	-	945	945
Maintenance - Vehicle	1,043	124	-	-	-	-
Maintenance - Grounds	-	247	525	50	350	525
Uncollectible Accounts	118,013	50,000	50,000	12,500	33,333	50,000
Professional Services	49,838	61,971	52,265	11,778	34,843	52,265
Janitorial Service	-	11,401	13,104	2,280	8,736	13,104
Postage	33,977	28,069	44,000	9,895	29,333	44,000
Leases and Rentals	2,486	2,731	3,500	171	2,333	3,500
Training	4,316	6,601	6,000	-	6,000	6,000
Tuition	-	6,124	6,500	1,556	6,500	6,500
Telephone	2,922	3,524	4,000	896	2,667	4,000
TOTAL	249,551	205,106	211,215	45,965	145,379	221,460
SUPPLIES - MAINTENANCE:						
Maintenance Supplies - Building	-	310	378	465	500	400
Maintenance Supplies - Equipment	-	274	-	-	-	-
Office Supplies	19,611	20,432	25,725	4,013	17,150	25,725
Microcomputer Software	-	-	500	-	350	500
Community Relations/Advertising	1,252	24,144	32,025	4,616	21,350	32,025
Miscellaneous	884	593	1,000	261	1,000	1,000
TOTAL	21,747	45,753	59,628	9,355	40,350	59,650
DEVELOPER REIMBURSEMENTS:						
Cash Disbursements	-	-	30,000	-	-	-
TOTAL	-	-	30,000	-	-	-
CAPITAL OUTLAY:						
Furniture and Equipment	-	23,398	3,500	-	3,500	3,500
Other Improvements	-	10,362	8,500	-	8,500	8,500
TOTAL	-	33,760	12,000	-	12,000	12,000
TOTAL EXPENDITURES	619,022	600,092	617,202	145,075	401,649	629,853

Commentary

The Customer Accounting Division is responsible for handling customer payments and billing for RMU Services. Marketing efforts are also coordinated along with all customer relations are managed through this office. Personnel Services include salaries and benefits for the department's 5 permanent employees.

CITY OF ROCHELLE EXPENDITURE SUMMARY

FUND: Utility - 54-80
DIVISION: Utility Engineering

DESCRIPTION	FY 14-15 ACTUAL	FY 15-16 ACTUAL	FY 16-17 BUDGET	FY 16-17 3 months	FY 16-17 Projection 8 m	CY 17 BUDGET
PERSONNEL:						
Salaries	91,262	78,306	100,214	30,158	80,421	114,172
Employee Health Plan	37,682	23,784	41,733	5,676	15,136	42,317
Unemployment Insurance	-	-	-	-	-	-
Social Security Taxes	6,243	5,046	7,666	2,145	5,720	8,466
Retirement	11,772	8,828	12,637	3,557	9,485	14,666
TOTAL	146,959	115,964	162,250	41,536	110,762	179,621
CONTRACTUAL SERVICES:						
Maintenance Service - Software	-	-	-	-	-	-
Network Administration	13,790	13,359	13,188	3,297	10,000	18,311
Contractor	-	-	-	-	-	-
Other Professional Services	-	-	-	-	-	-
Postage	-	-	-	-	-	-
Telephone	1,404	2,081	1,700	1,035	2,760	3,500
Travel	-	-	2,500	-	2,500	2,500
Training	-	-	5,000	3,167	3,167	3,500
TOTAL	15,194	15,440	22,388	7,499	18,427	27,811
SUPPLIES:						
Office Supplies and Expenses	2,177	-	500	660	1,200	1,500
Operating Supplies	-	673	1,000	-	-	-
Microcomputer/Software	-	44,088	15,000	16,533	22,500	22,500
Miscellaneous Expenses	-	-	250	-	-	250
TOTAL	2,177	44,761	16,750	17,193	23,700	24,250
CAPITAL OUTLAY:						
Equipment	-	-	10,000	31,815	31,815	50,000
TOTAL	-	-	10,000	31,815	31,815	50,000
TOTAL EXPENDITURES	164,330	176,165	211,388	98,043	184,704	281,682

<i>Commentary</i>
The Engineering Division is responsible for providing electrical engineering services for RMU.
Personnel Services include salaries and benefits for the division's two full time employees.
GIS software upgrades are budgeted under Supplies.
Capital includes computer or hardware replacements.

CITY OF ROCHELLE EXPENDITURE SUMMARY

FUND: Enterprise Funds 54-90
DEPARTMENT: Utility Administration

DESCRIPTION	FY 14-15 ACTUAL	FY 15-16 ACTUAL	FY 16-17 BUDGET	FY 16-17 3 months	FY 16-17 Projection	CY 17 BUDGET
PERSONNEL:						
Salaries	195,439	181,581	206,370	39,232	105,000	182,500
Social Security Taxes	16,135	12,607	15,787	2,412	8,033	13,961
Workmen's Compensation	1,042	1,095	1,000	283	670	913
Retirement	30,042	20,459	26,023	5,095	13,241	23,013
Health Insurance	34,530	28,688	31,300	3,216	8,576	42,500
TOTAL	277,188	244,430	280,480	50,236	135,520	262,887
CONTRACTUAL SERVICES:						
Network Administration	13,790	17,812	16,485	4,121	9,197	22,888
Administrative Services	290,931	223,748	308,117	77,028	206,438	329,223
Economic Development	125,611	168,054	103,245	25,811	69,174	137,922
Telephone	1,957	2,564	2,000	350	933	1,500
Property and Liability Insurance	65,438	76,576	82,000	28,892	54,940	84,000
Outside Services Employed	-	12,500	-	121	322	500
Outside Accounting Service	21,481	34,662	26,000	6,500	17,333	28,000
Engineering - Control Centers, Day Ahe	114,571	47,420	504,000	30,900	82,400	300,000
Legal	44,957	18,018	20,000	3,218	8,581	15,000
Outside Data Processing	20,297	-	20,000	-	-	75,000
Other Professional Services	247,498	47,349	150,000	15,818	42,181	25,000
Energy Efficiency Initiative	55,066	89,248	120,000	33,177	88,472	80,000
Travel	3,151	40	2,500	40	106	-
Training	19,916	375	3,000	-	-	-
Maint Service - Building	-	388	-	-	-	-
Maint Service - Equipment	-	-	-	-	-	-
Maint Service - Vehicle	-	490	-	-	-	-
Maint Service - Grounds	242	-	-	-	-	-
Janitorial	12,094	380	-	-	-	-
Admin Other Professional Services	157	4,900	5,000	-	-	-
Postage	29	-	-	-	-	-
Office Supplies	-	-	-	-	-	-
Printing	-	-	-	-	-	-
Membership Dues	-	-	10,000	-	-	-
Publications	-	-	-	-	-	-
Conference	1,000	1,251	5,000	-	-	-
Utilities	10,873	10,374	9,000	1,913	5,101	8,500
Uniform Allowance	-	-	50	-	-	-
Other Service Charges	119	128	200	30	80	150
Miscellaneous	-	27	2,000	-	-	-
TOTAL	1,049,178	756,304	1,388,597	227,919	585,258	1,107,683
SUPPLIES:						
Supplies - Building	152	-	-	-	-	-
Supplies - Equipment	-	-	-	-	-	-
Supplies - Vehicle	-	-	-	-	-	-
Admin Office Supplies	2,169	-	2,200	-	-	-
Admin Operating Supplies	-	-	-	-	-	-
Software	-	97	200	-	-	-
Community Relations	-	3,222	-	-	-	-
Franchise Agreement	1,401	1,550	-	-	-	-
Advertising	35,028	4,245	-	40	106	-
Fiscal Agent Fee	2,355	3,803	3,100	351	936	1,300
Memberships	21,521	25,921	20,000	-	20,000	15,000
Miscellaneous Supplies	7,636	9,257	6,000	296	789	1,500
TOTAL	70,262	48,095	31,500	687	21,831	17,800
DEBT SERVICE:						
Principal	615,000	645,000	800,000	-	600,000	600,000
Interest	449,323	654,165	725,140	-	625,140	608,090
TOTAL	1,064,323	1,299,165	1,525,140	-	1,225,140	1,208,090
DEBT SERVICE TO DIE FUND:						
Required Payments	-	-	360,000	60,000	240,000	360,000
DIE Reimbursement Payment	-	-	233,333	69,225	156,333	233,333
TOTAL	-	-	593,333	129,225	396,333	593,333
CAPITAL OUTLAY:						
	5,000	5,000	5,000	-	-	-
TRANSFERS:						
To General Fund - Direct	1,436,427	1,590,337	1,715,428	428,857	1,149,337	1,902,470
TOTAL	1,436,427	1,590,337	1,715,428	428,857	1,149,337	1,902,470
TOTAL EXPENDITURES	3,902,378	3,943,331	5,539,478	836,926	3,513,419	5,092,263

Commentary

The department is responsible for administration of all utilities

Funds are budgeted to meet the Debt Service payments on the outstanding electric system bonds

Total is up due to higher transfer, transmission costs before tariff, DIE acct repay

**CITY OF ROCHELLE 2016 - 2017 BUDGET
CAPITAL OUTLAY SUMMARY**

FUND: ENTERPRISE FUND

DESCRIPTION	Amount
ELECTRIC FUND	
ELECTRIC OPERATIONS	
GENERATION	
Tower Controls Peaker building	10,000
LSV-16-GDT top end overhaul, purchase new MCC for Cooper engines	200,000
Hydroc	30,000
Silencers Cats 13-15	60,000
Sub-Total	<u>300,000</u>
TRANSMISSION	
138 kV Transmission Line 06914 - Phase II	2,500,000
Sub-Total	<u>2,500,000</u>
DISTRIBUTION	
Personnel Salaries	320,000
Electric Meter Blanket	15,000
Transformer Blanket	40,000
Street Lighting Blanket	62,500
Security Lighting Blanket	10,000
Overhead Distribution Blanket	75,000
Underground Distribution Blanket	75,000
Computer Equipment and Storage Server	5,000
Convert the 5kV Systems to 15kV Systems	600,000
Substations	150,000
Engineering the 5kV System - Phase II	145,000
Replace bucket truck	220,000
Coordination of the System	250,000
Sub-Total	<u>1,967,500</u>
UTILITY ENGINEERING	
Computer Hardware/Software	50,000
TOTAL CAPITAL OUTLAY	<u><u>4,817,500</u></u>

CITY OF ROCHELLE 2016 - 2017 BUDGET
 CAPITAL OUTLAY SUMMARY

FUND: ENTERPRISE FUND

DESCRIPTION	Amount
ELECTRIC FUND	
ELECTRIC ADMINISTRATION	
CUSTOMER SERVICE	
Furniture and Equipment	3,500
Retile Bathroom	8,500
Sub-Total	<u>12,000</u>
TOTAL CAPITAL OUTLAY	<u><u>12,000</u></u>

**CITY OF ROCHELLE
TECHNOLOGY CENTER FUND**

FUND NUMBER: 55-00

DESCRIPTION	FY 14-15 ACTUAL	FY 15-16 ACTUAL	FY 16-17 BUDGET	FY 16-17 3 months	FY 16-17 Projection 8 m	CY 17 BUDGET
BEGINNING BALANCE JANUARY 1, 2017						47,690
REVENUES:						
38201 Telecommunication Leases	59,688	54,126	103,954	13,820	36,852	55,278
38202 Commercial Fiber Leases	420,787	443,125	345,000	111,597	297,584	446,376
38203 Commercial Colocation Lease	601,980	602,198	718,720	150,495	401,320	641,880
38204 Internal Colocation Lease	131,679	81,680	80,000	7,920	21,120	31,680
35300 Penalties	7,291	4,842	5,000	1,609	3,333	2,500
38100 Interest Income	400	335	250	107	167	250
38901 Miscellaneous Income	137,809	-	-	-	-	-
TOTAL	1,359,634	1,186,305	1,252,924	285,547	760,376	1,178,064
TOTAL AVAILABLE						1,225,754
EXPENDITURES:						
PERSONNEL						
42100 Salaries	121,033	129,712	131,164	39,291	87,443	135,099
45100 Employee Health Plan	27,770	25,827	29,003	7,863	19,335	29,409
45300 Unemployment Insurance	76	-	-	-	-	-
46100 Social Security Taxes	7,985	8,505	10,034	2,789	6,689	10,335
46300 Retirement	15,140	15,113	16,539	4,648	11,026	17,035
TOTAL	172,004	179,158	186,740	54,591	124,493	191,878
CONTRACTUAL SERVICES						
51100 Maint Service (Bldg)	-	-	-	-	-	-
51200 Maint Service (Equip)	26,540	17,377	27,000	1,050	18,000	18,000
51300 Maint Service (Vehicle)	-	-	1,200	-	800	1,200
51700 Maintenance (Grounds)	-	81	7,800	-	5,200	7,800
61100 Maintenance (Building)	-	-	-	-	-	-
61200 Maintenance (Equipment)	-	2,117	3,200	-	2,133	3,200
52900 Maintenance (Other)	4,305	5,350	2,600	-	1,733	2,600
53700 Network Admin	68,948	66,795	39,564	9,891	26,376	54,932
99964 Administrative Services	8,381	8,082	11,998	3,000	7,999	11,998
54900 Other Professional Services	41,138	37,648	40,000	12,817	26,667	40,000
55200 Telephone	7,053	2,218	5,500	489	3,667	6,500
56200 Travel	-	-	-	-	-	-
57100 Utilities	226,477	289,034	336,000	73,522	196,059	301,000
59200 General Insurance	-	-	-	-	-	-
TOTAL	382,842	428,703	474,862	100,770	288,634	447,230
SUPPLIES						
65100 Office Supplies	2,808	3,303	2,500	286	1,667	2,500
65200 Operating Supplies	1,358	3,112	1,200	516	1,000	1,500
65400 Janitorial Supplies	-	-	1,600	-	1,067	1,600
72500 Amortization of Debt Expense	-	-	-	-	-	-
TOTAL	4,166	6,416	5,300	801	3,733	5,600
DEBT SERVICE						
71000 Loan Repayment	200,000	210,000	220,000	220,000	220,000	230,000
72000 Prin & Interest - Interfund Loan	401,504	51,505	160,000	12,876	34,337	51,505
72100 Interest Expense - Debt Cert	168,594	159,698	158,204	49,603	105,469	148,810
TOTAL	770,098	421,203	538,204	282,479	359,806	430,315
CAPITAL OUTLAY						
81000 Land	-	-	-	-	-	-
82000 Building	-	171,911	-	-	-	-
83000 Equipment	-	19,470	40,000	3,383	31,000	60,000
87000 Furniture	-	-	-	-	-	-
TOTAL	-	191,381	40,000	3,383	31,000	60,000
TOTAL EXPENDITURES	1,329,109	1,226,860	1,245,106	442,024	807,666	1,135,023
ENDING BALANCE DECEMBER 31, 2017						90,731

Commentary:

This fund was created to document the revenues and expenses associated with the development of the RMU Technology Center. The fund does include the costs associated with the construction of the Technology Center, debt service, and fiber infrastructure. Revenue includes leases for rack space, colocation space, and dark fiber.

CITY OF ROCHELLE EXPENDITURE SUMMARY

FUND: Enterprise Funds 56-32
DEPARTMENT: Communication Services

DESCRIPTION	FY 14-15 ACTUAL	FY 15-16 ACTUAL	FY 16-17 BUDGET	FY 16-17 3 months	FY 16-17 Projection 6 m	CY 17 BUDGET
BEGINNING BALANCE MAY 1, 2016						(611,340)
32-37311 Internet Revenue - Dial-Up	12,432	11,750	10,000	2,837	6,667	9,000
32-37314 Internet Revenue - Fiber/Fixed Connections	99,034	124,228	156,200	33,678	104,133	156,200
32-37312 Internet Revenue - Fixed Wireless	26,400	13,030	9,000	2,633	6,000	9,000
32-37315 Internet Revenue - Wi-Fi Network	-	36	-	20	-	-
32-37313 Microwave Circuit	-	118	-	-	-	-
32-37320 Activation Fees	-	-	-	-	-	-
32-37350 Mailboxes	2,207	2,272	2,000	538	1,333	2,153
32-37330 Internet Revenue - Web Site Hosting	8,361	5,851	8,500	2,072	5,667	8,289
30-37315 Voice Over IP	43,968	1,576	1,500	386	1,000	1,543
32-37360 Network Support	-	-	-	-	-	-
32-35300 Penalties	1,788	2,899	2,000	495	1,333	1,979
30-37313 Data Services	5,748	5,748	9,000	1,437	6,000	5,748
30-37310 Network Internet Access	20,396	20,396	20,000	5,099	13,333	20,396
32-38112 Interest Income	-	-	-	-	-	-
32-38901 Miscellaneous	-	-	-	133	133	-
TOTAL	220,333	187,873	218,200	49,327	145,599	214,308
PERSONNEL:						
421 Salaries	131,703	73,812	125,096	31,779	83,397	129,162
451 Employee Health Plan	18,982	15,715	41,733	8,346	27,822	42,317
453 Unemployment Insurance	377	563	400	109	267	400
461 Social Security Taxes	9,080	7,075	5,822	2,824	3,881	9,881
463 Retirement	16,029	11,278	9,597	4,757	6,398	16,287
TOTAL	176,151	108,443	182,648	47,817	121,765	198,047
CONTRACTUAL SERVICES:						
512 Maint. Services-Equipment	-	71	1,500	-	850	1,500
513 Maint. Services-Vehicle	-	-	-	-	-	-
517 Maint. Services-Grounds	2,040	3,382	-	-	-	-
520 Maint. Services-Software	-	8,179	-	-	-	-
529 Maintenance - Other	-	-	-	-	-	-
537 Network Administration Svc	22,883	22,265	9,891	2,473	6,594	13,733
999 Administrative Services	8,000	8,000	-	-	-	-
539 Contractor	(36)	125	-	-	-	-
549 Other Professional Services	3,921	7,497	3,500	1,659	2,333	2,500
551 Postage	-	76	-	-	-	-
552 Telephone	3,614	4,435	1,200	1,102	1,200	4,407
553 Publishing	-	-	-	-	-	-
561 Dues	-	-	-	-	-	-
562 Travel	2,066	1,275	1,000	-	-	1,000
563 Training	-	-	-	-	-	-
571 Utilities	6,154	4,906	6,500	1,413	4,333	6,500
572 Colocation Rack Space	50,000	-	-	-	-	-
579 Other Service Charges	-	-	-	-	-	-
594 Lease or Rentals	-	-	-	-	-	-
TOTAL	98,842	60,211	23,591	6,647	15,311	29,640
SUPPLIES:						
612 Maint. Supplies-Equipment	301	31	2,500	4	417	2,500
651 Office Supplies and Expenses	287	17	250	178	200	250
652 Operating Supplies	1,525	2,935	1,100	598	733	1,100
655 Automobile Fuel/Oil	430	785	500	212	300	500
671 Books	-	-	-	-	-	-
672 Periodicals	-	-	-	-	-	-
683 Electronic Formats	55	19	-	-	-	-
684 Microcomputer/Software	-	250	1,000	152	667	750
911 Community Relations	-	-	-	-	-	-
929 Miscellaneous Expenses	-	(354)	-	-	-	-
930 Uncollectible Accounts	1,703	(955)	-	(77)	-	-
940 Memberships	-	-	-	-	-	-
TOTAL	4,301	2,728	5,350	1,066	2,317	5,100
DEBT SERVICE:						
710 Loan Repayment	54,975	55,139	55,304	13,826	38,869	-
720 Interest Expense	1,000	832	667	167	460	-
TOTAL	55,975	55,971	55,971	13,993	37,329	-
CAPITAL OUTLAY:						
810 Land	-	-	-	-	-	-
820 Building	-	-	-	-	-	-
174 Equipment	44,250	4,132	6,000	2,311	3,500	3,500
870 Furniture	-	-	-	-	-	-
TOTAL	44,250	4,132	6,000	2,311	3,500	3,500
TOTAL EXPENDITURE	379,518	231,485	273,560	71,833	180,221	236,287
ENDING BALANCE APRIL 30, 2017						(633,320)

Commentary

The Communication Services Division has been established to segregate revenues and expenditures related to the Internet operations and associated activities. Revenues are derived from monthly service fees paid by subscribers. Expenditures are for employee salaries and benefits and contractual data services required for bandwidth. Capital outlay includes material and equipment to support growing demand for broadband service.

**CITY OF ROCHELLE
CY 2017 Personnel Summary
Budgeted Positions (FTE)**

<u>FUND/DEPARTMENT/TITLE</u>	<u>Current</u>	<u>Proposed</u>
ADVANCED COMMUNICATIONS		
COMMUNICATION SERVICES		
ISP System Administrator	1	1
Telephony Technician	1	1
TECHNOLOGY CENTER		
Superintendent	1	1
Technician	1	1
TOTAL FULL-TIME	<u>4</u>	<u>4</u>
TOTAL PART-TIME	<u>0</u>	<u>0</u>

CITY OF ROCHELLE
CY 2017 BUDGET
CAPITAL OUTLAY SUMMARY

FUND: ENTERPRISE FUND

DESCRIPTION	Amount	
TECH CENTER		
Core Switch Replacement	30,000	
Replacement Vehicle	20,000	
Miscellaneous Equipment Replacement	<u>10,000</u>	60,000
COMMUNICATION SERVICES		
Switch Upgrades	2,000	
Miscellaneous Equipment Replacement	<u>1,500</u>	3,500
TOTAL CAPITAL OUTLAY		<u><u>63,500</u></u>

CITY OF ROCHELLE EXPENDITURE SUMMARY
AIRPORT FUND

FUND NUMBER: 57-00

DESCRIPTION	FY 14-15 ACTUAL	FY 15-16 ACTUAL	FY 16-17 BUDGET	FY 16-17 3 months	FY 16-17 Projection 8 m	CY 17 BUDGET
BEGINNING BALANCE JANUARY 1, 2017						42,252
REVENUES:						
31100 Property Tax	57,837	58,563	63,408	33,326	63,406	62,043
38100 Interest Income	49	16	20	4	12	20
38200 Hangar Rental	72,624	72,949	80,000	21,786	55,000	90,000
38300 Land Lease Income	39,863	38,750	25,000	6,250	20,000	30,000
38900 Other Revenues	15,006	19,081	15,000	119,585	119,585	15,000
38902 Fly-In Revenue	430	-	-	-	-	-
38910 Aviation Fuel Revenue	287,734	230,489	285,000	123,053	230,000	250,000
38950 Land Purchase Grant	-	-	-	-	-	-
38960 Federal Grant	295,363	25,511	-	4,396	4,396	453,300
39400 Construction Contribution	-	-	-	-	-	-
39900 Interfund Transfer	-	-	-	-	-	171,345
TOTAL	768,985	445,359	468,428	308,400	492,399	1,071,708
TOTAL AVAILABLE						1,113,960
EXPENDITURES:						
PERSONNEL						
421 Salaries - FT	-	29,835	60,000	17,900	40,200	62,000
422 Salaries - PT	22,194	23,701	25,000	7,634	20,300	26,000
423 Salaries - OT	1,409	2,015	1,000	666	700	1,200
451 Employee Health Plan	-	3,894	29,004	7,841	19,433	29,410
453 Unemployment Insurance	184	307	150	60	150	250
461 Social Security Contribution	1,809	1,837	6,311	1,888	4,228	6,400
463 Retirement	3,213	3,048	10,403	3,216	6,970	9,700
473 Clothing Acquisition	72	-	200	-	-	100
TOTAL	28,881	64,637	132,068	39,205	91,981	135,060
CONTRACTUAL SERVICES						
511 Maintenance - Building	6,204	2,325	6,000	638	6,000	4,000
512 Maintenance - Equipment	5,191	7,146	5,000	1,615	4,500	5,000
513 Maintenance - Vehicle	499	259	2,000	-	1,500	1,000
517 Maintenance - Grounds	3,381	1,614	5,000	789	3,000	3,000
532 Engineering Services	2,336	9,171	4,000	-	2,000	5,000
533 Legal Expense	3,840	2,895	2,000	-	-	1,000
537 Data Processing Expense	-	9,401	9,891	2,473	6,594	9,500
549 Other Professional Services	5,647	5,789	6,000	-	2,000	2,000
551 Postage	-	-	-	-	-	-
552 Telephone	1,766	1,776	2,000	521	1,400	1,700
553 Publishing	194	116	200	-	-	200
554 Printing	-	-	500	-	200	300
561 Dues	690	-	100	252	252	350
562 Travel Expenses	235	87	1,000	-	500	1,000
563 Training	-	150	500	-	500	500
565 Publications	-	-	300	-	-	-
566 Conferences	325	-	1,000	-	800	1,000
571 Utilities	27,779	24,617	22,000	4,779	13,000	22,000
592 Insurance	6,100	6,100	6,500	-	6,500	6,500
594 Rentals	3,317	4,225	2,000	325	500	500
595 Property Tax	3,611	3,514	3,600	3,563	3,563	3,600
TOTAL	71,115	78,184	79,591	14,955	52,809	68,150
SUPPLIES						
611 Maintenance Supplies - Building	1,595	1,594	4,000	273	500	1,000
612 Maintenance Supplies - Equipment	7,841	2,220	5,000	1,133	2,000	4,000
616 Supplies Snow Removal	108	30	1,500	-	200	1,000
617 Maintenance Supplies - Grounds	3,521	2,150	4,000	820	1,500	2,000
651 Office Supplies	31	782	200	274	400	700
652 Operating Supplies	1,920	1,712	1,500	138	300	1,200
654 Janitorial Supplies	334	256	400	-	200	300
655 Automotive Fuel/Oil	5,048	6,282	7,000	1,992	4,000	5,000
656 Aviation Fuel/Oil	276,760	216,023	200,000	106,548	205,000	220,000
661 Safety Supplies	492	201	500	644	644	250
911 Public Relations	-	120	500	-	-	-
91110 Fly-In Expense	-	-	-	-	-	-
428 Amort of Bond Issue Costs	-	-	-	-	-	-
929 Miscellaneous	3,354	4,271	2,500	2,388	2,500	2,500
930 Fee Expense - GO Bond	450	450	450	-	450	450
TOTAL	301,453	236,092	227,550	114,209	217,694	238,400
DEBT SERVICE						
710 GO Bond Repayment	30,000	30,000	30,000	-	30,000	30,000
720 Interest Expense - GO Bond	30,348	44,367	33,408	8,352	33,406	32,043
TOTAL	60,348	74,367	63,408	8,352	63,406	62,043
CAPITAL OUTLAY						
810 Land	3,550	-	-	-	-	-
830 Equipment	-	-	10,000	-	-	2,000
840 Vehicle	-	-	-	-	-	-
870 Furniture	-	1,479	1,000	-	-	500
890 Other Improvements	(46,533)	87,158	-	-	-	489,658
TOTAL	(42,983)	88,638	11,000	-	-	492,158
TOTAL EXPENDITURE	418,814	542,916	513,617	176,721	425,890	995,611
ENDING BALANCE DECEMBER 31, 2017						118,149

Commentary

The Airport Fund derives its revenue primarily from hangar, land, and house rental in addition to fuel sales. Expenditures are to cover the costs of maintaining and improving the airport grounds and facilities and for personnel expenditures for one full time and one part time employee.

CITY OF ROCHELLE
CY 2017 BUDGET
CAPITAL OUTLAY SUMMARY

FUND: ENTERPRISE FUND

DESCRIPTION	Amount
AIRPORT FUND	
Runway refurbishment and painting	477,158
Sealcoating taxiway, lots and apron	<u>15,000</u>
TOTAL	492,158

CITY OF ROCHELLE EXPENDITURE SUMMARY
RAILROAD FUND

FUND NUMBER: 58-00

DESCRIPTION	FY 14-15 ACTUAL	FY 15-16 ACTUAL	FY 16-17 BUDGET	FY 16-17 3 months	FY 16-17 Projection 8 m	FY 17 BUDGET
BEGINNING BALANCE JANUARY 1, 2017						571,220
REVENUES:						
38100 Interest Income	153	650	300	393	500	300
38900 Switch Absorption Fees	816,866	594,531	768,000	192,779	500,000	650,000
38901 In/Out Storage Switch Fees	-	116,746	60,000	35,263	70,000	60,000
38902 Storage Fees	-	110,663	57,600	35,628	70,000	60,000
38905 Bond Proceeds	-	-	-	-	-	3,500,000
38950 Grant Revenue	391,532	-	-	-	-	3,420,000
38970 Capital Fund Revenue	-	716,229	329,400	207,200	300,000	350,000
39000 Other Revenues	8,083	8,083	8,083	8,083	8,083	8,083
TOTAL	1,216,633	1,546,901	1,223,383	479,344	948,583	8,048,383
TOTAL AVAILABLE						8,619,603
EXPENDITURES:						
PERSONNEL						
421 Salaries	43,049	31,487	27,318	8,063	18,030	27,915
451 Employee Health Plan	-	10,218	4,069	935	2,712	4,171
453 Unemployment Insurance	183	334	150	65	176	260
461 Social Security Contribution	3,250	3,562	2,090	412	1,096	2,100
463 Retirement	5,348	5,785	3,445	663	1,768	3,500
TOTAL	51,830	51,386	37,072	10,138	23,782	37,946
CONTRACTUAL SERVICES:						
512 Maintenance Equipment	1,728	180	3,000	100	3,000	3,000
517 Maintenance Grounds	-	-	-	-	-	-
532 Engineering	-	122,279	75,000	-	40,000	150,000
533 Legal Expense	13,933	33,384	35,000	4,433	15,000	35,000
541 Marketing	1,734	-	8,000	-	8,000	8,000
549 Other Professional Services	11,931	43,262	112,500	-	194,000	325,000
551 Postage	-	-	-	-	-	-
552 Telephone	-	-	-	-	-	-
553 Publishing	-	-	-	-	-	-
554 Printing	-	-	-	-	-	-
561 Dues - Lee County Enterprise Zone	-	15,000	15,000	-	-	25,000
562 Travel Expenses	96	45	2,000	-	-	2,000
563 Training	-	-	1,000	-	-	1,000
565 Publications	-	-	-	-	-	-
566 Conferences	215	95	2,000	-	-	2,000
571 Utilities	-	499	700	51	300	700
592 General Insurance	-	-	5,000	-	5,000	5,000
595 Property Tax	-	-	-	-	-	-
851 Office Supplies	60	-	500	-	-	-
720 Interest Expense - Coated Sands	13,681	7,067	-	-	-	-
99900 Transfer to General Fund	-	-	-	-	-	137,358
99901 Transfer to Capital Improvement Fund	-	24,760	230,200	-	230,200	226,800
99902 Transfer to Airport	-	-	-	-	-	171,345
TOTAL	43,379	246,570	489,900	4,584	495,500	1,092,203
DEBT SERVICE						
710 CSS Repayment	138,888	265,536	200,000	89,136	89,136	-
721 Interest Expense	-	-	-	-	-	-
TOTAL	138,888	265,536	200,000	89,136	89,136	-

CAPITAL OUTLAY AND OTHER FINANCING USES:

830	Equipment	-	-	-	-	-	-
870	Furniture	-	-	-	-	-	-
880	Land	70,000	70,000	122,000	-	-	-
890	CIR Crossing- Caron Rd	158,316	-	-	-	-	-
891	CIR Crossing- Wiscold Dr	-	-	-	-	-	-
89310	2012 #2 - Sidings	-	-	-	-	-	-
89315	EDA Track Extension	788,425	-	-	-	-	-
89330	2012 #1 - Boyle Farm	-	-	-	-	-	-
89340	2016 Track #5 CIR Yard	42,076	-	750,000	389,769	700,000	-
89345	ICC Crossing	109,500	-	-	-	-	-
89346	UP 1 Siding	269,659	-	-	-	-	-
89347	Co-Op Rail Extension	-	-	-	-	-	7,000,000
89355	Quiet Zone	57,675	-	-	-	-	-
89360	CIR/BNSF Crossing - Caron Rd	-	-	-	-	-	-
TOTAL		1,475,652	70,000	872,000	389,769	700,000	7,000,000

TOTAL EXPENDITURES 1,709,748 633,493 1,598,972 493,628 1,308,418 8,130,149

ENDING BALANCE DECEMBER 31, 2017 489,454

Commentary:

The Fund receives revenue from the operation of the short line railroad operated by Burlington Junction Railway. 15% of revenue will be reserved for future rail expansion. 5% of gross revenues will be paid to GREDCO for land ROW purchases. Salaries include 50% of Admin Assistant.

CITY OF ROCHELLE
CY 2017 BUDGET
CAPITAL OUTLAY SUMMARY

FUND: ENTERPRISE FUND

DESCRIPTION	Amount
RAILROAD FUND	
Co-Op Rail Extension	<u>7,000,000</u>
TOTAL	7,000,000

**CITY OF ROCHELLE EXPENDITURE SUMMARY
GOLF FUND**

FUND NUMBER: 69-00

DESCRIPTION	FY 14-15 ACTUAL	FY 15-16 ACTUAL	FY 16-17 BUDGET	FY 16-17 3 months	FY 16-17 Projection 8 m	CY 17 BUDGET
BEGINNING BALANCE JANUARY 1, 2017						62,844
REVENUES:						
34700 Golf Rounds	-	9,765	83,000	41,219	96,995	118,000
34710 Season Pass	-	7,610	30,000	7,720	25,300	32,000
34720 Golf Outings	-	10	35,000	7,276	-	-
34730 Cart Rentals	-	650	33,000	22,936	36,936	36,000
34740 Cart Season Pass	-	-	5,000	-	6,608	7,000
38983 Merchandise Sales	-	1,531	23,500	11,187	21,187	23,500
38900 Other Revenue	-	265	50,000	1,433	80,747	78,500
38980 Beer Sales	-	-	25,000	12,659	23,659	-
38981 Banquet Alcohol	-	-	4,000	-	-	-
38982 Advertising	-	700	7,500	5,055	5,055	7,500
39900 Interfund Transfer - City	-	-	50,000	-	78,747	75,000
TOTAL	-	20,531	346,000	109,484	375,234	377,500
TOTAL AVAILABLE						440,344
EXPENDITURES:						
PERSONNEL - PRO SHOP						
10-42200 Salaries - PT	-	5,424	40,000	19,123	31,623	40,000
10-45300 Unemployment Insurance	-	-	600	-	250	600
10-46100 Social Security Contribution	-	-	3,060	-	1,275	3,060
TOTAL	-	5,424	43,660	19,123	33,148	43,660
CONTRACTUAL SERVICES - PRO SHOP						
10-51100 Maintenance - Building	-	-	500	90	300	500
10-53400 Medical Services	-	659	-	270	270	500
10-55100 Postage	-	144	250	-	-	250
10-56100 Dues	-	1,500	3,000	500	1,000	3,000
10-57100 Utilities	-	1,450	10,600	2,509	5,509	10,600
10-59200 Insurance	-	709	6,000	-	-	6,000
10-59400 Rentals	-	3,456	27,500	8,328	23,828	27,500
TOTAL	-	7,918	47,850	11,697	30,907	48,350
SUPPLIES - PRO SHOP						
10-65100 Office Supplies	-	-	750	152	250	750
10-65200 Operating Supplies	-	11,537	34,000	12,515	20,515	24,000
10-65400 Janitorial Supplies	-	34	750	247	500	750
10-91100 Public Relations/Advertising	-	1,076	8,350	2,000	1,000	5,000
10-92900 Miscellaneous	-	356	3,000	3,961	5,961	3,000
TOTAL	-	13,004	48,850	18,875	28,226	33,500
EXPENDITURES:						
PERSONNEL - GOLF COURSE						
00-42100 Salaries - FT	-	18,296	80,044	23,365	57,230	81,780
20-42200 Salaries - PT	-	3,033	40,000	25,059	39,059	40,000
00-45300 Unemployment Insurance	-	-	600	-	250	600
00-46300 Retirement	-	1,613	10,094	2,757	6,962	10,094
00-46100 Social Security Contribution	-	1,690	9,183	5,163	8,989	9,183
TOTAL	-	24,632	139,921	56,345	112,490	141,657
CONTRACTUAL SERVICES - GOLF COURSE						
20-51100 Maintenance - Building	-	-	150	-	150	150
20-51200 Maintenance - Equipment	-	3,205	15,000	6,988	10,000	15,000
20-51700 Maintenance - Grounds	-	2,501	3,000	252	1,000	3,000
20-53400 Medical Services	-	613	-	405	500	500
20-54900 Other Professional Services	-	15,524	1,700	-	1,700	1,700
20-57100 Utilities	-	665	2,130	743	3,000	6,000
20-59400 Rentals	-	-	1,000	-	500	1,000
TOTAL	-	22,508	22,980	8,388	16,850	27,350
SUPPLIES - GOLF COURSE						
20-61700 Maintenance Supplies - Grounds	-	3,871	22,150	8,262	14,000	23,000
20-65200 Operating Supplies	-	2,678	-	-	-	-
20-65500 Automotive Fuel/Oil	-	1,301	15,000	3,796	8,000	15,000
20-92900 Miscellaneous	-	1,328	4,600	2,208	1,500	2,500
TOTAL	-	9,178	41,750	14,266	23,500	40,500
CAPITAL OUTLAY						
00-83000 Equipment	-	-	25,000	3,823	16,423	20,000
00-89000 Other Improvements	-	-	25,000	2,213	13,500	20,000
TOTAL	-	-	50,000	6,036	29,923	40,000
TOTAL EXPENDITURE	-	82,664	393,011	134,730	275,044	375,017
ENDING BALANCE DECEMBER 31, 2017						65,327

Commentary

Management and operations of the Fairways Golf Course was transferred from GREDCO Management LLC to the City and Park District on January 1, 2016.

**CITY OF ROCHELLE EXPENDITURE SUMMARY
NETWORK ADMINISTRATON FUND**

FUND NUMBER: 56-40

DESCRIPTION	FY 14-15 ACTUAL	FY 15-16 ACTUAL	FY 16-17 BUDGET	FY 16-17 8 months	FY 16-17 Projection 8 m	CY 17 BUDGET
BEGINNING BALANCE MAY 1, 2016						(109,603)
SOURCES						
38910 Miscellaneous	-	-	-	-	-	-
39905 Transfer from Admin Services Fund	13,790	13,359	-	-	-	-
39910 Transfer from Electric Fund	147,149	155,855	141,774	35,443	94,516	196,839
39920 Transfer from Water Fund	22,983	22,265	21,431	5,358	14,287	29,755
39930 Transfer from Water Reclamation Fun	22,983	22,265	18,133	4,533	12,089	25,177
39940 Transfer from General Fund	160,880	129,137	89,019	22,256	59,346	123,597
39960 Transfer from Tech Center	68,948	66,795	39,564	9,891	26,376	54,932
39970 Transfer from Communications	-	22,265	9,891	2,473	6,594	13,733
39985 Transfer from Airport Fund	-	8,906	9,891	2,473	6,594	13,733
TOTAL REVENUES	436,733	440,847	329,703	82,427	219,802	457,766
EXPENDITURES						
421 Salaries - FT	98,925	128,590	76,108	31,217	82,511	85,743
451 Employee Health Plan	31,725	28,750	20,867	5,159	13,759	21,159
453 Unemployment Insurance	445	782	480	152	404	480
454 Worker's Comp	-	-	400	-	-	400
461 Social Security Contribution	7,228	7,771	5,822	1,590	4,239	5,822
463 Retirement	12,581	12,918	9,597	2,695	7,187	9,597
TOTAL	150,904	178,812	113,274	40,812	108,100	123,201
512 Maintenance Service Equipment	-	-	2,000	-	1,333	2,000
513 Maintenance Service Vehicle	-	-	3,000	-	-	3,000
515 Maintenance Service Utility	-	-	750	-	500	750
520 Maintenance Contracts	10,118	8,179	12,700	1,553	2,200	12,700
532 Engineering Services	-	-	2,000	-	1,333	2,000
999 Administration	8,000	8,000	-	-	-	-
539 Contractor	-	-	1,500	-	1,000	1,500
549 Professional Services	71,778	75,547	60,000	42,669	53,310	60,000
551 Postage	-	7	50	-	33	50
552 Telephone	95,422	109,476	42,500	23,406	28,333	64,000
561 Dues	4,300	-	1,500	1,500	1,500	1,500
562 Travel	1,802	4,311	1,500	1,038	1,000	1,500
563 Training	-	25	-	-	-	-
571 Utilities	19,693	9,520	10,829	2,606	5,219	11,154
572 Colocation Rack Space	50,000	50,000	-	-	-	-
579 Other Service Charges	119	128	100	30	67	100
594 Lease or Rentals	-	-	-	-	-	-
TOTAL	261,232	265,193	138,429	72,801	95,828	160,254
612 Maintenance Supplies-Equipment	611	67	1,500	-	1,000	1,500
651 Office Supplies	505	372	500	147	333	500
655 Automotive Fuel	1,498	909	2,500	404	1,357	2,500
671 Books	209	-	500	-	333	500
683 Electronic Formats	267	78	1,000	-	667	1,000
684 PC Application System Software	1,284	4,359	1,500	11,641	1,000	1,500
911 Community Relations	211	-	-	-	-	-
929 Miscellaneous	-	-	-	-	-	-
TOTAL	4,585	5,785	7,500	12,192	4,690	7,500
174 Equipment	58,731	55,923	57,500	5,382	10,000	57,500
180 Furniture	-	-	-	-	-	-
TOTAL	58,731	55,923	57,500	5,382	10,000	57,500
TRANSFERS:						
TOTAL EXPENDITURES	475,452	505,713	316,703	131,187	218,618	348,455
ENDING BALANCE APRIL 30, 2017						(292)

Commentary

The Network Administration Division has been established to identify those costs associated with in-house networks owned by the City. Funds are budgeted under capital outlay for upgrading the existing network in a given year.

**CITY OF ROCHELLE
CY 2017 Personnel Summary
Budgeted Positions (FTE)**

<u>FUND/DEPARTMENT/TITLE</u>	<u>Current</u>	<u>Proposed</u>
NETWORK ADMINISTRATION		
NETWORK ADMINISTRATION Network Administrator	1	1
TOTAL FULL-TIME	<u>1</u>	<u>1</u>
TOTAL PART-TIME	<u>0</u>	<u>0</u>

CITY OF ROCHELLE
CY 2017 BUDGET
CAPITAL OUTLAY SUMMARY

FUND: INTERNAL SERVICE FUND

DESCRIPTION	Amount
NETWORK ADMINISTRATION	
Core Switch	15,000
Remote Switches	15,000
Website Updates	18,000
Miscellaneous Equipment	5,500
Switch Replacements	<u>4,000</u>
 TOTAL CAPITAL OUTLAY	 <u><u>57,500</u></u>

CITY OF ROCHELLE EXPENDITURE SUMMARY
ADMINISTRATIVE SERVICES FUND

FUND NUMBER: 64-00

DESCRIPTION	FY 14-15 ACTUAL	FY 15-16 ACTUAL	FY 16-17 BUDGET	FY 16-17 3 months	FY 16-17 Projection 8 m	CY 17 BUDGET
BEGINNING BALANCE JANUARY 1, 2017						(13,001)
SOURCES						
38910 Miscellaneous	-	-	-	2,013	2,013	-
39910 Transfer from Electric Fund	290,931	223,746	308,117	77,028	205,408	329,223
39920 Transfer from Water Fund	20,208	14,581	20,815	5,205	13,880	20,329
39930 Transfer from Water Reclamation Fund	35,400	27,329	36,404	9,102	24,272	33,434
39940 Transfer from General Fund	129,363	175,322	262,010	65,502	174,672	235,174
39960 Transfer from Tech Fund	8,381	8,082	11,998	3,000	8,000	11,342
39970 Transfer from Communications	16,000	16,000	-	-	-	-
39980 Transfer from Insurance Fund	11,000	11,000	11,000	2,750	7,333	11,000
39990 Transfer from Hotel/Motel Fund	1,750	1,750	1,750	438	1,167	1,750
TOTAL REVENUES	513,033	477,810	652,094	165,037	436,745	642,252
EXPENDITURES						
421 Salaries Full Time	294,184	313,586	350,000	102,545	234,500	358,750
422 Salaries Part Time	1,563	-	-	-	-	-
451 Health Insurance	40,962	60,173	78,875	19,696	52,846	82,819
453 Unemployment Insurance	853	1,335	750	259	502	750
454 Worker's Compensation	108	109	100	27	67	100
461 Social Security Taxes	21,831	22,152	26,775	7,040	17,939	27,444
463 Retirement	37,513	36,911	44,135	11,775	29,570	45,238
TOTAL	397,013	434,265	500,635	141,342	335,425	515,102
512 Maint. Service - Equipment	-	-	-	-	-	-
533 Legal Service	15,235	-	-	-	-	-
537 Data Processing Service	13,790	13,359	-	-	-	-
549 Other Professional Services	31,177	62,256	68,000	20,756	56,000	68,000
551 Postage	98	253	250	-	100	250
552 Telephone	1,001	1,685	2,000	507	1,700	2,000
553 Publishing	3,144	1,629	2,000	-	2,000	2,000
561 Dues	1,047	2,818	3,750	1,870	3,500	3,750
562 Travel Expenses	779	2,156	3,000	-	2,200	4,000
563 Training Expenses	4,371	1,692	1,250	-	1,200	1,250
564 Tuition Reimbursement	-	-	2,000	-	-	2,000
565 Publications	1,766	1,190	-	46	100	100
566 Conference Expenses	469	-	2,500	-	1,500	3,500
579 Other Service Charges	663	1,728	-	45	100	100
TOTAL	73,538	88,745	84,750	23,224	68,400	86,950
551 Office Supplies	5,781	7,330	5,500	1,538	2,750	5,500
552 Operating Supplies	1,376	996	1,000	137	500	1,000
584 Microcomputer Software	8,450	11,186	9,000	-	9,000	5,000
529 Miscellaneous General Expenses	596	983	500	924	1,100	1,100
599 Transfer to General Fund	30,000	-	-	-	-	-
511 Public Relations	6,872	8,487	11,600	1,339	8,000	11,600
TOTAL	52,875	29,097	27,600	3,939	21,350	24,200
530 Capital Outlay - Equipment	1,519	1,538	3,000	-	-	3,000
570 Capital Outlay - Furniture	1,610	-	2,240	-	-	-
590 Capital Outlay - Other	-	-	-	-	-	-
TOTAL	3,129	1,538	5,240	-	-	3,000
TOTAL EXPENDITURES	526,554	553,645	618,225	168,505	425,175	629,252
ENDING BALANCE DECEMBER 31, 2017						(0)

Commentary

Administrative Services provides support for the City and the Utilities, accounts payable, budget preparation, payroll, and general accounting and financial management. Funds are transferred from the General, Electric, Communications Tech Center, and Water/Water Reclamation to cover actual costs. Major expenditures include salaries and benefits for 6 full time employees. Public relations includes funds for employee appreciation and the community newsletter.

AUTHORIZED POSITIONS	FY 14-15 ACTUAL	FY 15-16 ACTUAL	FY 16-17 BUDGET	FY 16-17 3 months	FY 16-17 Projection 8 m	CY 17 BUDGET
POSITIONS						
Full-Time	4	5	6	6	6	6
Part-Time	-	-	-	-	-	-
TOTAL	4	5	6	6	6	6

**CITY OF ROCHELLE
CY 2017 Personnel Summary
Budgeted Positions (FTE)**

<u>FUND/DEPARTMENT/TITLE</u>	<u>Current</u>	<u>Proposed</u>
ADMINISTRATIVE SERVICES FUND		
Finance Director	1	1
HR Coordinator	1	1
Utility Accountant	1	1
Accounting Generalist	1	1
Staff Liaison	1	1
Marketing and PR Manager	1	1
TOTAL	6	6

CITY OF ROCHELLE
2016 - 2017 BUDGET
CAPITAL OUTLAY SUMMARY

FUND: INTERNAL SERVICE FUND

DESCRIPTION	Amount
ADMINISTRATIVE SERVICES FUND	
Equipment	3,000
Furniture	2,240
TOTAL CAPITAL OUTLAY	<u>5,240</u>

**CITY OF ROCHELLE
FIRE PENSION FUND
BUDGET SUMMARY**

FUND NUMBER: 71-00

DESCRIPTION	FY 14-15 ACTUAL	FY 15-16 ACTUAL	FY 16-17 BUDGET	FY 16-17 3 months	FY 16-17 Projection 8 m	CY 17 BUDGET
BEGINNING BALANCE JANUARY 1, 2017						7,910,706
REVENUES:						
311 Property Tax	226,151	249,942	284,203	149,356	277,381	364,506
319 Replacement Tax	52,373	56,060	62,653	-	62,653	80,355
320 Investment Income (Loss)	526,416	45,382	500,000	44,517	100,000	250,000
389 Members Contributions	91,671	93,373	95,859	21,676	65,571	98,975
TOTAL	896,611	444,757	942,715	215,549	505,605	793,836
TOTAL AVAILABLE						8,704,542
EXPENDITURES:						
463 Pension Payments	498,763	554,623	598,292	148,092	394,912	616,240
549 Professional Services	16,044	21,062	30,000	6,098	30,000	30,000
720 Investment Expenses	5,504	33,027	10,000	847	1,500	5,000
TOTAL	520,311	608,711	638,292	155,038	426,412	651,240
ENDING BALANCE DECEMBER 31, 2017						8,053,302

Commentary

The Fire Pension Fund provides retirement benefits for current and future Fire Department retirees. The primary revenue sources are property tax, member contributions and interest income from investments. The fund's assets are held in reserve to pay future pension obligations and current retiree benefits.

**CITY OF ROCHELLE
POLICE PENSION FUND
BUDGET SUMMARY**

FUND NUMBER: 72-00

DESCRIPTION	FY 14-15	FY 15-16	FY 16-17	FY 16-17	FY 16-17	CY 17
BEGINNING BALANCE JANUARY 1, 2017	ACTUAL	ACTUAL	BUDGET	3 months	Projection 8 m	BUDGET
						10,286,578
REVENUES:						
311 Property Tax	224,836	294,561	319,397	167,848	311,725	409,492
319 Replacement Tax	52,069	66,066	70,411	-	70,411	90,273
Investment Income (Loss)	583,942	(207,089)	600,000	205,010	300,000	400,000
389 Members Contributions	138,909	137,476	141,559	31,770	84,721	145,805
TOTAL	999,756	291,013	1,131,367	404,628	766,856	1,045,570
TOTAL AVAILABLE						
						11,332,148
EXPENDITURES:						
463 Pension Payments	772,321	837,526	857,088	212,151	565,736	582,708
Pension Refunds	153,296	-	-	-	-	-
549 Professional Services	84,485	82,470	75,000	18,648	49,729	75,000
720 Investment Expenses	12,076	12,509	15,000	2,858	6,000	15,000
TOTAL	1,022,178	932,505	947,088	233,658	621,465	672,708
ENDING BALANCE DECEMBER 31, 2017						
						10,659,440

Commentary

The Police Pension Fund provides retirement benefits for current and future Police Department retirees. The primary revenue sources are the property tax, member contributions and interest income from investments. The fund's assets are held in reserve to pay future pension obligations and current retiree benefits.