

# City of Rochelle Digital Budget Book



Last updated 11/08/20

# TABLE OF CONTENTS

---

<b>Capital Improvements</b> .....	<b>3</b>
Multi-year plan .....	4
<b>Appendix</b> .....	<b>19</b>
Airport Requests .....	20
Cemetery Requests .....	52
Elec Ops, Distribution Requests .....	57
Elec Ops, 9th St Gen Plant Requests .....	72
Capital Improvements Requests .....	80
Customer Accounting Requests .....	119
Fire Requests .....	122
Ambulance Requests .....	132
Network Admin Requests .....	136
Railroad Requests .....	141
Street Division Requests .....	150
Tech Center Requests .....	171
Communication Requests .....	178
Water Requests .....	187
Water Reclamation Requests .....	213
Downtown TIF Requests .....	239
Peaker Plant Requests .....	242
Solid Waste Mgmt Requests .....	245
Lighthouse Pointe TIF Requests .....	251
Administrative Services Requests .....	253
Utility Engineering Requests .....	255
Municipal Building Requests .....	257

---

# **CAPITAL IMPROVEMENTS**

---

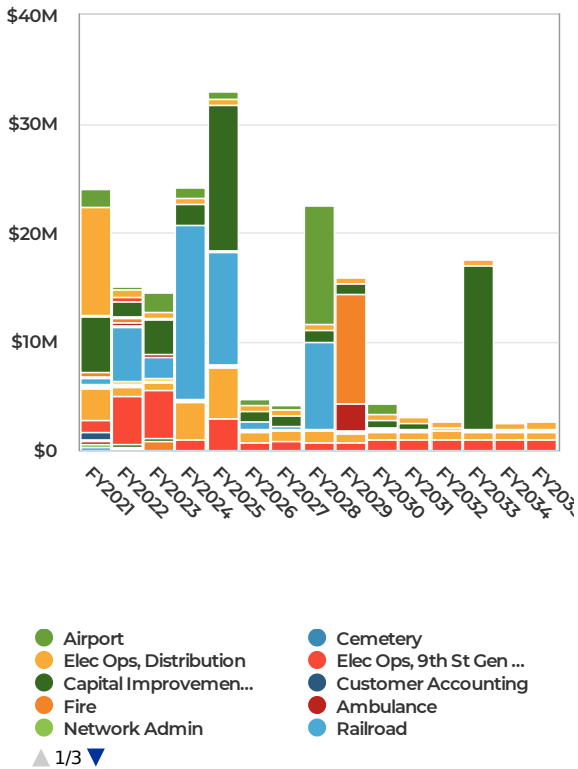
# Capital Improvements: Multi-year Plan

## Total Capital Requested

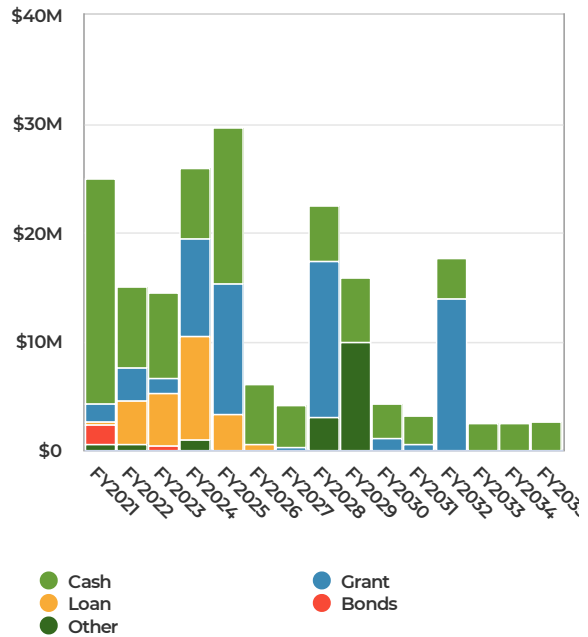
# \$190,435,767

132 Capital Improvement Projects

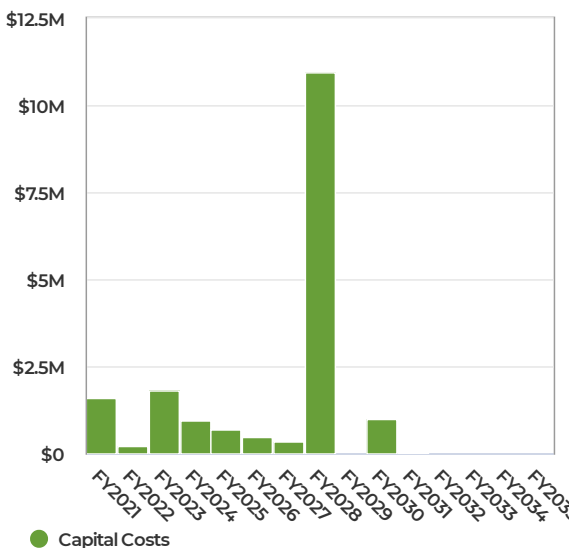
Total Funding Requested by Department



Total Funding Requested by Source



Capital Costs Breakdown



# Municipal Building Requests

## Itemized Requests for FY2021-FY2035

**City Hall Kitchen** **\$10,000**

Install full kitchen adjacent to conference center

**LED Sign - Move and Update with Logo** **\$20,000**

Purchase and install LED sign along 251.

**Auto Entrance Doors** **\$38,000**

Install automatic doors, bollard or button to open doors at City Hall and Police entrances. &nbsp; &nbsp; &nbsp;

**City Hall Columns** **\$35,000**

Replace 10 wood pillars around City Hall with composite pillars including 4 main entrance, 1 east door to judge's office, 4 north side and 1 employee entrance &nbsp; &nbsp; &nbsp;

---

**Total: \$103,000**

# Fire Requests

## Itemized Requests for FY2021-FY2035

**Training Facility** **\$500,000**

Build training facility for Rochelle and Ogle-Lee firefighters.&nbsp; Currently, the 13 fulltime members and 25 volunteer members utilize&nbsp;the back parking lot and occasionally donated properties for training.&nbsp; This facility would be used...

**Cardiac Monitor/Defibrillator Replacements** **\$30,000**

Replace three cardiac monitors/defibrillators in each of the three ambulances.&nbsp; This is the last of the three that need to be purchased.

**Second Fire Station** **\$10,000,000**

This project proposes the construction of an additional fire station within the City of Rochelle.&nbsp; The benefits would be improved response time and additional staff and equipment.

**Dorm and Bathroom Remodel** **\$105,000**

The project is to divide the current common dorm into 5 individual rooms, along with the addition of an emergency exit that leads to the exterior of the building.&nbsp; The second project is to remodel the shower room.&nbsp; Currently, the shower...

**SCBA Replacements** **\$175,000**

This purchase will replace all Rochelle SCBAs with SCBAs meeting the most up to date NFPA standards. 95% of this purchase is offset by a Federal Assistance to Firefighters Grant that we were recently awarded.

---

**Total: \$10,810,000**

# Street Division Requests

## Itemized Requests for FY2021-FY2035

### Vehicle/Single Axle Dump Truck

**\$1,458,604**

Create a 16 year rotation of single axle dump trucks.&nbsp; Single axle cab & chassis trucks with stainless steel hydraulic dump bodies.&nbsp; Trucks shall be equipped with front and wing plows, salt spreader, pre-wet system and ground speed...

### Other Improvements/Forestry

**\$150,000**

Inventory, inspect, perform risk assessments, and provide maintenance to all City owned trees.&nbsp; Also, purchase and plant new and replacement trees to improve Rochelle's overall canopy.&nbsp; Trees help form the character of a community...

### Compact Track Loader

**\$175,000**

Replace compact skid loader with larger compact track loader.&nbsp; Compact loaders are the most used and versatile pieces of equipment at the Street Department.&nbsp; Compact loaders are able to perform many duties by simply adding an...

### Ground Speed Controller

**\$32,000**

Ground speed controllers are used during winter operations to control the amount of salt being applied to the pavement.&nbsp; The ground speed controller would replace the manual twist dial controller currently being used.&nbsp; This new...

### Municipal Parking Lot Improvements

**\$75,000**

Municipal parking lots serve several functions in the downtown area.&nbsp; They provide parking for downtown residents, businesses, and visitors as well as providing a location to host events held by various committees in our community.&nbsp; It...

### Traffic Signal Improvements

**\$120,000**

In 2021, the traffic signal at the intersection of Dement Road and Route 38 will have the vehicle detection cameras, wiring, and programming improved.&nbsp; Failing traffic signal detection loops can cause several concerns such as extended wait...

### Traffic Marking Machine

**\$80,000**

Traffic marking machines are used on 165 miles of roads, 14 municipal parking lots, crosswalks, stop bars, and turn arrows. The current machine is at the end of its life cycle.

### Salt Brine Production System

**\$50,000**

Salt brine plays an important role in winter operations.&nbsp; Salt brine begins to melt ice immediately as it is already in liquid form.&nbsp; Salt brine is used in anti-icing operations and is usually mixed with an agricultural derived product...

### Asphalt Repair Machine

**\$77,000**

Hot mastic sealant melters are used to make long-lasting repairs to asphalt and concrete pavements, as well as bridge decks, manhole, and in pavement utility valve covers.&nbsp; These machines heat and mix mastic sealant materials keeping the...

### Utility Tractor/Mower

**\$35,000**

Utility tractors serve many functions in City operations. The main function of utility tractors is mowing right of ways and large open spaces with a PTO driven batwing mower or 3 point mower. These tractors are also used for snowplowing, loading...

**Total: \$2,252,604**



# Capital Improvements Requests

## Itemized Requests for FY2021-FY2035

**Annual Sidewalk and Pedestrian Path Improvements** **\$2,350,000**

The annual sidewalk and pedestrian path replacement project continues to improve accessibility to all users throughout the City.&nbsp;This is an ongoing infrastructure improvement program of existing infrastructure as well as new extensions or...

**Annual Seal Coat Street Surface Treatments** **\$1,950,000**

Annual maintenance of streets

**General Maintenance** **\$1,985,000**

General maintenance related to routine maintenance or reconstruction of various streets, sidewalks, storm sewer, drainage structures and systems.

**Other Street and Alley Improvements** **\$2,480,000**

Expenses related to routine maintenance, replacement, or reconstruction of various street pavements and shoulders or curb and gutter.

**Traffic Signalization at IL Rte 251 and Steward Rd** **\$100,000**

Traffic signalization and intersection improvements at IL Rte 251 and Steward Rd per annexation agreement with Love&#39;s Travel Stops

**Shared Use Path Rochelle Golf Course Phase 1** **\$250,000**

Shared use pedestrian path along IL Rte 251 west side of the Rochelle Golf Course.&nbsp;No existing pedestrian path or sidewalk to connect to Cleveland Avenue to Washington Street

**IL Rte 251 Improvements Rt 38 to Fairview Drive** **\$745,000**

City participation in IDOT MYP Route 251 improvements including sidewalks, shared-use path, street lights, and storm sewer upgrades.

**General Bridge Maintenance and Repairs** **\$110,000**

Ongoing maintenance expenses for City bridges on the local NBIS System.

**Citywide Storm Sewer/Drainage Structure Improvements** **\$710,000**

Citywide storm sewer and drainage improvements in miscellaneous areas including storm sewer upgrades, inlets, manholes, pavement replacement, curb replacement and sidewalk.

**Roof Replacement at 333 Lincoln Highway** **\$40,000**

Replace the current roof that is over 20 years old and leaks.

**14th Street Drainage Improvements/Street Restore** **\$430,000**

Reconstruct existing mainline storm sewers from near Carrie Avenue south to Squires Landing Way and other associated tributary areas.&nbsp;Current storm sewers and drainage system infrastructure are undersized.

**Dement Road Extension to Wiscold Drive** **\$7,750,000**

Widening and rebuilding of Dement Road (south of Creston Road) to accommodate future industrial development.&nbsp;This arterial road will provide connection between Creston Road and Wiscold Drive.

**Upgrade Steward Road from County Line to Elva Road** **\$3,800,000**

Widen and upgrade Steward Road from Lee County line to Elva Road to accommodate future traffic needs and industrial growth.&nbsp;This route is under the Lee County jurisdiction.

**Steward Road Bypass Phase 3** **\$15,850,000**

The reconstruction of Elva Road from Steward Road east that will also include an overpass over I-39 to Mulford Road.&nbsp;Mulford Road to Perry Road would be widened and improved to provide access to the I-39 interchange.

<b>Lobby Improvements at 333 Lincoln Highway</b>	<b>\$81,000</b>
Remodel lobby and reception area by installing a pass through tray plus new walls and doors to increase safety for staff.	
<b>7th Avenue Bridge Replacement</b>	<b>\$1,330,000</b>
Bridge and roadway approach removal and replacement at 7th Ave and Kyte River. Includes any required ROW acquisition or Engineering.	
<b>S Main Street Improvements Phase 2 Steam Plant Road to Veterans Parkway</b>	<b>\$170,000</b>
Reconstruction and widening of S Main Street from Steam Plant Road to Veterans Parkway. This project is partially funded with MFT EDP funds through IDOT.	
<b>South Main Street/Steward Road Improvements</b>	<b>\$150,000</b>
Remaining expenses associated with the reconstruction of S Main Street substantially built in 2020 from Steward Rd to Steam Plant Rd.	
<b>Flagg Road/20th Street Improvements - Joint Project with Ogle County</b>	<b>\$950,000</b>
Improvements to the greater intersection geometrics, traffic signals, and approach lanes of Flagg Rd and 20th St. Preliminary engineering and ROW acquisition is expected in 2021 and 2022 pending an intergovernmental agreement with Ogle County.	
<b>Illinois Rebuild Program P3 Roadway Project</b>	<b>\$460,000</b>
Use Illinois Rebuild funds within timeframe and eligible transportation projects as defined in the IDOT funding criteria.	
<b>4th Ave/6th St/Kyte River St Stormwater and Drainage Improvements</b>	<b>\$1,175,000</b>
Stormwater and drainage improvements along 4th Ave, 6th St, and Kyte River St.	
<b>Municipal Bridge Replacement</b>	<b>\$1,550,000</b>
Municipal bridge replacement	
<b>Municipal Box Culvert Replacement</b>	<b>\$700,000</b>
Municipal box culvert replacement	
<b>2nd Avenue Improvements at Washington Street/Rt 251</b>	<b>\$348,000</b>
Street and on street parking improvements, sidewalk, curb and gutter along 2nd Avenue and offsite improvements along the south side of 2nd Ave to provide for greenspace and stormwater detention to improve the downtown area and cleanup blighted..	
<b>Total: \$45,464,000</b>	

## Solid Waste Mgmt Requests

### Itemized Requests for FY2021-FY2035

---

**Material and Equipment Trailers****\$45,000**

Purchase one used semi tractor and two used semi trailers from auction. One lowboy trailer to move equipment and materials to and from job sites as needed. One dump trailer used to haul spoil from construction sites to landfill. Transport...

---

**Waste/Recycle Carts****\$75,000**

Trash/recycling carts are available in 35-65-95 gallon sizes. Carts have wheels so they can be easily moved, as well as attached lids to help reduce litter.&nbsp;In many areas of the City, garbage is collected in the alleys. Over time these alleys...

---

**Cell 1 Excavation and Re-disposal of Waste****\$850,000**

Remove waste from the unlined area of Rochelle Municipal landfill Unit 1. Relocate exhumed waste from unit 1 into newly developed portions of the expanded landfill.&nbsp;On October 16, 2006 the City filed an application for site location for an...

---

**Total: \$970,000**

## Network Admin Requests

### Itemized Requests for FY2021-FY2035

---

**Switches, Routers, and Other Equipment****\$220,000**

The external security audit identified changes to the network configuration to segment city data SCADA, and customers to enhance security.&nbsp;

---

**Servers****\$40,000**

Replacement of servers that are end-of-life from both a hardware and software standpoint.&nbsp;Servers will be used for specific applications that do not allow for their information to be stored on the cloud like the Engineering Department and...

---

**Fiber Improvements to the Network****\$150,000**

Expansion of service and/or upgrades to the existing fiber optic network that runs throughout the City.

---

**AV Equipment****\$70,000**

Upgrade existing AV systems in Crisis Management Room and Situation Room at the Tech Center.&nbsp;Originally this was budgeted in 2020 but delayed due to COVID-19. &nbsp;&nbsp;

---

**Total: \$480,000**

# Airport Requests

## Itemized Requests for FY2021-FY2035

**Rehabilitate Existing Ramp, Phase II** **\$1,500,000**

Tear out asphalt and replace with concrete to improve surface to allow for parking of heavier aircraft

**Replace Fuel Cabinets** **\$80,000**

The City of Rochelle owns refurbished fuel cabinets that require installation. The aging fuel cabinets are inefficient.

**Replace Row A to D Hangars** **\$1,758,850**

Hangars are approximately 50 years old and beyond repair

**Taxiway A/A-7** **\$1,400,000**

Pave, light, and mark the partial parallel taxiway to the east. Completion of the taxiway project.

**Rehabilitate Taxiway to Row E Hangars** **\$205,000**

Milling and replacing of bituminous surface for rehabilitating taxiway. Improve pavement surface to allow for safe taxiing by airport tenants and improve service for airport users.

**Environmental Assessment** **\$150,000**

Environmental assessment for increase to Category C. Corporate aircraft continue to increase in size and weight. Before widening and lengthening the runway, an environmental assessment is required.

**Land Acquisition** **\$1,575,000**

Purchase of land to protect approaches for future runway expansion.

**Land and Structure Acquisition West of Terminal** **\$500,000**

Acquisition of approximately 50 acres of land on the west end for airspace protection and runway expansion.

**Exhibit A Property Line Map** **\$50,000**

Update and finalize Exhibit A Property Line Map for runway expansion.

**Extend and Widen Runway 7-25 and Taxiway A/A1** **\$7,600,000**

Phase 2 to widen and extend runway to A/A1 and removal of existing Runway 7-25 and strengthen airfield to 50,000 pounds. Under new Federal guidelines, the east end of our runway is too close to Rt 251 and must be moved to the west.

**Parallel Taxiway West Extension** **\$1,700,000**

The current parallel taxiway for Runway 7/25 only runs about 1/3 the length of the runway. To reduce the chances of runway incursion accidents, this taxiway must be extended along side the entire length of the runway. This project will...

**RV Park** **\$40,000**

Eleven recreational vehicle (RV) parking slots with electric, water, and sewer hook-ups. New revenue stream for the airport. Enhancement for student training. Attract more customers to the airport.

**Land Acquisition Easements** **\$200,000**

Acquisition of land on the west end for airspace protection, approximately 41 acres for runway expansion. Increases volume of activity and fuel sales.

**Land and Building Acquisition East of Terminal** **\$1,000,000**

Acquisition of land, commercial buildings, and two residential units, approximately 8 acres for future airport expansion and increased revenue from skydiving and RV parking.

<b>Rehabilitate PAPI Bases</b>	<b>\$25,000</b>
The concrete bases under the Runway 25 PAPI (precision approach pathway indicator) lights that guide aircraft to the runway in low visibility conditions are continually going out of alignment when the ground heaves.&nbsp; A heavier concrete base...	
<b>RV Parking Lot</b>	<b>\$80,000</b>
An area for RVs to park and hook up to utilities has been determined to be a viable revenue stream for the airport.&nbsp; An initial 11 slots would be constructed with gravel parking slots and access driveway, and electric, water, and sewer...	
<b>Total: \$17,863,850</b>	

## Railroad Requests

<b>Itemized Requests for FY2021-FY2035</b>	
<b>Rochelle Transload Center Expansion</b>	<b>\$1,600,000</b>
Construction of approximately 3 miles of CIR track south along I-39 and Hayes/Ravnaas property line.	
<b>Interchange North of Creston Road along Union Pacific Main</b>	<b>\$400,000</b>
Purchase of rail ROW for a new Union Pacific and CIR interchange approximately 20 acres south of UP main between Caron Road and the Village of Creston.&nbsp; The existing UP interchange has limited capacity and growing number of rail cars being...	
<b>Interchange South Along BNSF Main</b>	<b>\$960,000</b>
Purchase of rail ROW for a new BNSF and CIR interchange.&nbsp; Purchase of approximately 18 acres from GREDCO's ROW and 14 acres farmland.	
<b>CIR Expansion Along I-39</b>	<b>\$10,880,000</b>
Land acquisition along I-39 for expansion of the City Industrial Rail (CIR).&nbsp; This will create rail access to over 600 acres between I-39 and Steward Road.	
<b>CIR Expansion Block Switching Yard</b>	<b>\$8,000,000</b>
The three track extension to Elva Road for future BNSF Interchange will give the capacity to add an intermodal operation to the CIR.	
<b>Extension of CHS Yard Track South</b>	<b>\$4,100,000</b>
A fourth track will be built across Johns Creek Bridge that will further expand the CIR capacity to Elva Road.&nbsp; It completes an inbound and outbound track across Steward Road.	
<b>Installation of New Interchange Between UP and CIR</b>	<b>\$8,550,000</b>
Double track interchange connecting two new Union Pacific switches west of I-39 and west of Caron Road.&nbsp; Increased volume of rail cars interchanging between the UP and CIR will require additional track to handle longer trains for interchange.	
<b>CIR Intermodal Facility</b>	<b>\$8,500,000</b>
Due to the closing of Global III, industries on and near the CIR need intermodal service.&nbsp; As the CIR is expanded, intermodal service could be introduced north of the BNSF Interchange.	
<b>Total: \$42,990,000</b>	

## Administrative Services Requests

### Itemized Requests for FY2021-FY2035

<b>Enterprise Resource Planning System</b>	<b>\$400,000</b>
--	------------------

For the past 22 years, the City has used Caselle for finance, payroll, accounts payable, accounts receivable, and utility billing.&nbsp;It does not meet the needs of the City and should be replaced.

---

**Total: \$400,000**

## Downtown TIF Requests

### Itemized Requests for FY2021-FY2035

<b>Vacant Properties</b>	<b>\$600,000</b>
--------------------------	------------------

Purchase vacation properties to address blight and vacancies.&nbsp;Downtown beautification.

---

**Total: \$600,000**

## Lighthouse Pointe TIF Requests

### Itemized Requests for FY2021-FY2035

<b>Lighting Plan and Streetlights</b>	<b>\$215,000</b>
---------------------------------------	------------------

Illinois Rte 38 Highway lighting project from Caron Road to Northpointe Drive.

---

**Total: \$215,000**

## Peaker Plant Requests

### Itemized Requests for FY2021-FY2035

<b>Peaker 1 Repairs</b>	<b>\$500,000</b>
-------------------------	------------------

Peaker 1 - Fairbanks Engine for peak shaving is out of service due to a catastrophic failure &nbsp;&nbsp;&nbsp; &nbsp;  

<b>Peaker Plant Siemens Controllers</b>	<b>\$200,000</b>
---	------------------

Replace the Siemens controllers at the Peaker Plant &nbsp;&nbsp;&nbsp;

---

**Total: \$700,000**

## Elec Ops, 9th St Gen Plant Requests

### Itemized Requests for FY2021-FY2035

<b>LSV Engine Control Panel</b>	<b>\$250,000</b>
---------------------------------	------------------

Replace the old control panel that was installed in 1957 on unit 10.

<b>LSV-16 GDT</b>	<b>\$150,000</b>
-------------------	------------------

Overhaul on unit used for peak shaving and to maintain the life of the unit to support the 5 Kv during outages.

<b>Diesel Plant Removal of Units 2 and 5</b>	<b>\$250,000</b>
--	------------------

Remove two old units that are out of service. The units are decommissioned and can no longer be repaired.

<b>Nordbergs Units Upgrade/Rod Bearings</b>	<b>\$50,000</b>
---	-----------------

Spare parts for Engine 6 & which are used for peak shaving. Parts will be used to maintain the life of the unit to continue to use to support the 5Kv during outages and peak shaving.

<b>Diesel Plant Fuel Tank Removal</b>	<b>\$100,000</b>
---------------------------------------	------------------

Remove old fuel tank from the lot that is no longer being used

---

**Total: \$800,000**

## Customer Accounting Requests

### Itemized Requests for FY2021-FY2035

<b>HVAC Replacement at 333 Lincoln Highway</b>	<b>\$30,000</b>
--	-----------------

Replace 2 HVAC units

<b>Parking Lot Improvements at 333 Lincoln Highway</b>	<b>\$50,000</b>
--	-----------------

The parking lot at 333 Lincoln Highway has some areas that need repair.

---

**Total: \$80,000**



# Water Reclamation Requests

## Itemized Requests for FY2021-FY2035

<b>Manhole Lining</b>	<b>\$2,160,000</b>
Lining of deteriorating manholes located within the City.	
<b>Sewer Line Replacement</b>	<b>\$6,200,000</b>
Replace or line deteriorating sewer lines throughout the City.	
<b>SCADA Upgrade</b>	<b>\$55,000</b>
Upgrade SCADA to maintain proper communication with all equipment.	
<b>Water Reclamation Maintenance</b>	<b>\$2,333,848</b>
Preventative maintenance or replacement on water reclamation infrastructure to avoid failure.	
<b>Vactor Truck</b>	<b>\$450,000</b>
Purchase new vactor truck to comply with NPDES requirement for jetting and televising.	
<b>Water Meters</b>	<b>\$830,000</b>
Replace aging meters that do provide accurate readings.	
<b>Lift Stations Upgrades</b>	<b>\$225,000</b>
Upgrade aging infrastructure at the existing lift stations.	
<b>Wastewater Treatment Plant Upgrades</b>	<b>\$7,250,000</b>
Replace plant equipment that is beyond life expectancy.	
<b>Extension of Sewer Main from Hayes Rd to Elva Rd</b>	<b>\$2,170,000</b>
Extension of "sewer main for future industrial development.	
<b>Arc Flash Study</b>	<b>\$90,000</b>
Maintain electrical safety compliance	
<b>Skid Loader</b>	<b>\$60,000</b>
New skid loader to help with construction jobs and replace existing forklift.	
<b>7th Street Sewer Relocate</b>	<b>\$100,000</b>
Relocate the 7th Street sewer due to bridge replacement.	
<b>NPDES Compliance Plans</b>	<b>\$50,000</b>
Develop plans to comply with EPA NPDES permit requirements.	
<b>Total: \$21,973,848</b>	





---

# **APPENDIX**

---

---

# **AIRPORT REQUESTS**

---

# Rehabilitate Existing Ramp, Phase II

Submitted By Chris Cardott, Finance Director, Airport  
 Created By Chris Cardott, Airport

Tear out asphalt and replace with concrete to improve surface to allow for parking of heavier aircraft

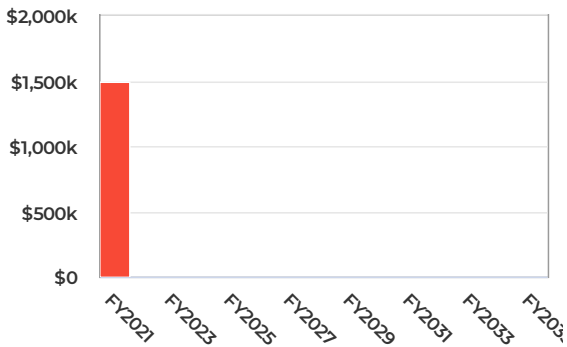


	<b>How much will this project cost?</b>		<b>How much will this project save?</b>		<b>How much will this project earn?</b>
	Capital Costs      \$1,500,000 Operational Costs    \$0				
	<b>\$1,500,000</b>		<b>\$0</b>		<b>\$0</b>

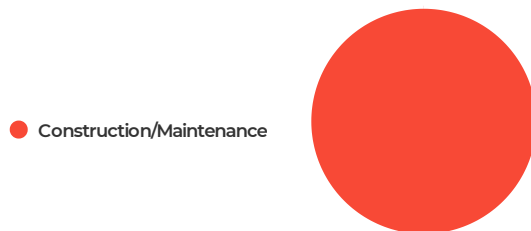
## Capital Cost

# \$1,500,000

Capital Cost by Year



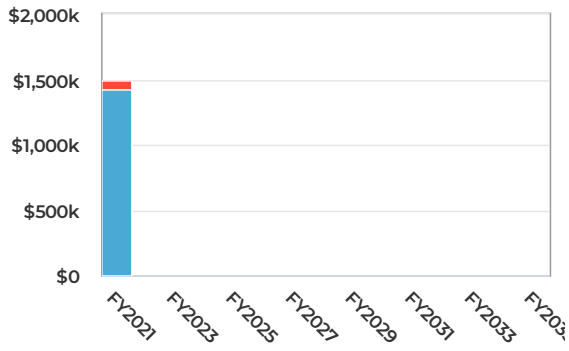
Capital Cost for All Years



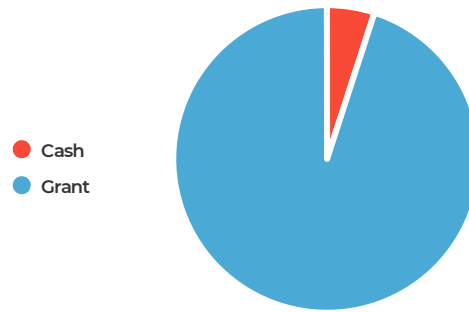
# Funding Sources

## \$1,500,000

### Funding Sources by Year



### Funding Sources for All Years



# Replace Fuel Cabinets

Submitted By **Chris Cardott, Finance Director, Airport**  
 Created By **Chris Cardott, Airport**

The City of Rochelle owns refurbished fuel cabinets that require installation. The aging fuel cabinets are inefficient.

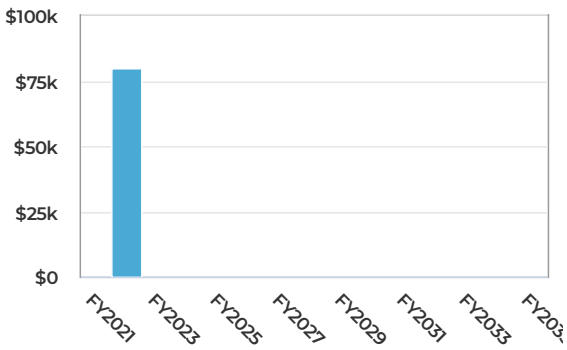


	<b>How much will this project cost?</b>		<b>How much will this project save?</b>		<b>How much will this project earn?</b>
	Capital Costs            \$80,000 Operational Costs       \$0				
	<b>\$80,000</b>		<b>\$0</b>		<b>\$0</b>

## Capital Cost

# \$80,000

Capital Cost by Year



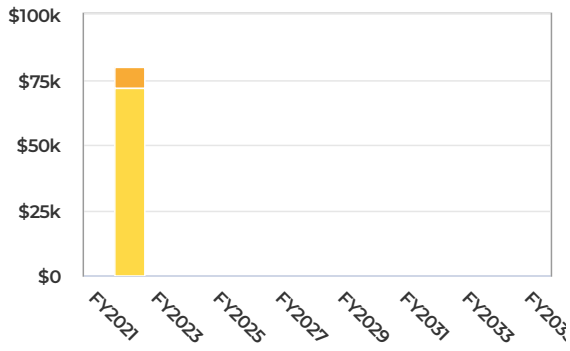
Capital Cost for All Years



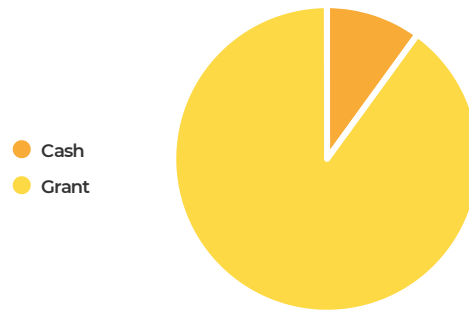
# Funding Sources

# \$80,000

### Funding Sources by Year



### Funding Sources for All Years



# Replace Row A to D Hangars

Submitted By **Chris Cardott, Finance Director, Airport**  
 Created By **Chris Cardott, Airport**

Hangars are approximately 50 years old and beyond repair

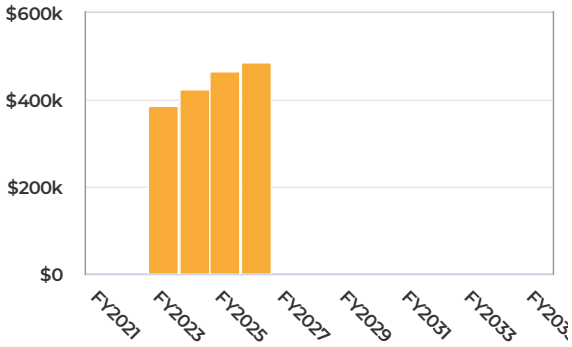


 <h3>How much will this project cost?</h3> <p>Capital Costs      \$1,758,850                  Operational Costs      \$0</p> <h2 style="color: blue;">\$1,758,850</h2>	 <h3>How much will this project save?</h3> <h2 style="color: orange;">\$0</h2>	 <h3>How much will this project earn?</h3> <h2 style="color: green;">\$0</h2>
---	---	--

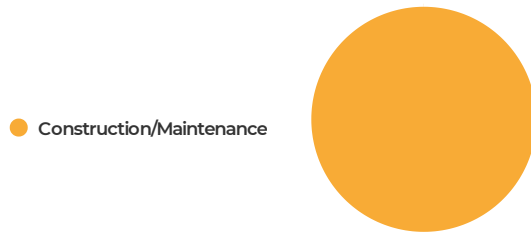
## Capital Cost

# \$1,758,850

Capital Cost by Year



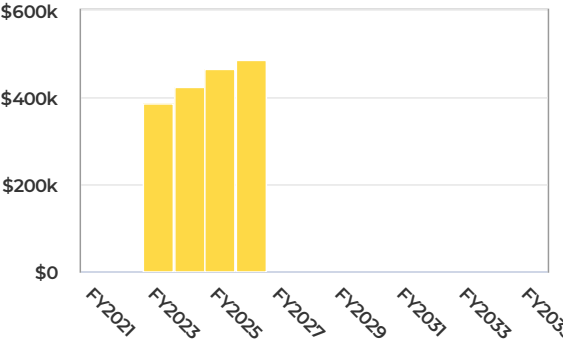
Capital Cost for All Years




# Funding Sources

# \$1,758,850

Funding Sources by Year



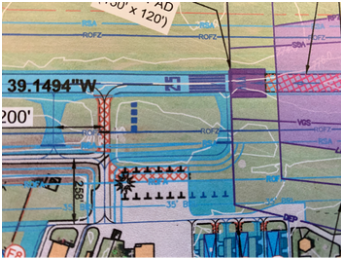
Funding Sources for All Years



# Taxiway A/A-7

Submitted By **Chris Cardott, Finance Director, Airport**  
 Created By **Chris Cardott, Airport**

Pave, light, and mark the partial parallel taxiway to the east. Completion of the taxiway project.

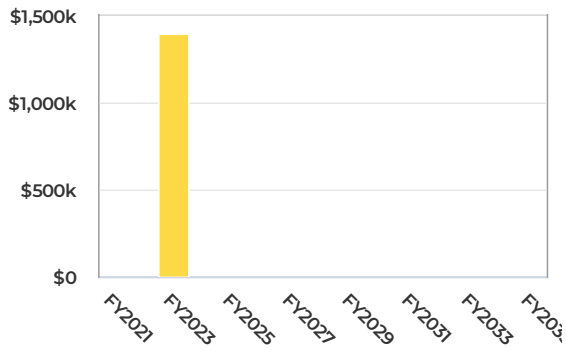


	<b>How much will this project cost?</b>		<b>How much will this project save?</b>		<b>How much will this project earn?</b>
	Capital Costs      \$1,400,000 Operational Costs    \$0				
	<b>\$1,400,000</b>		<b>\$0</b>		<b>\$0</b>

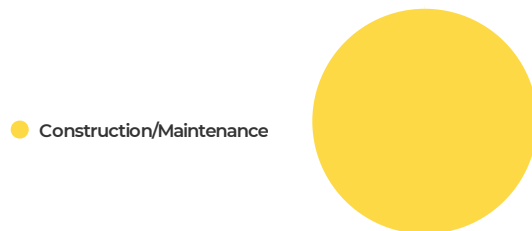
## Capital Cost

# \$1,400,000

Capital Cost by Year



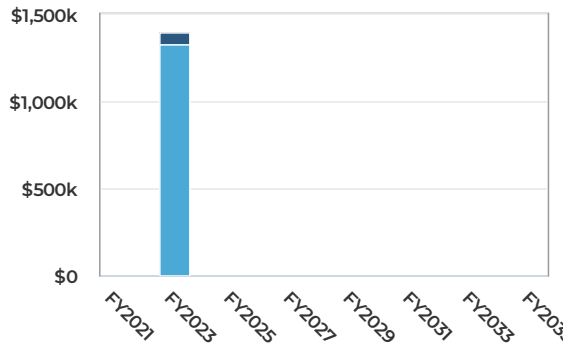
Capital Cost for All Years



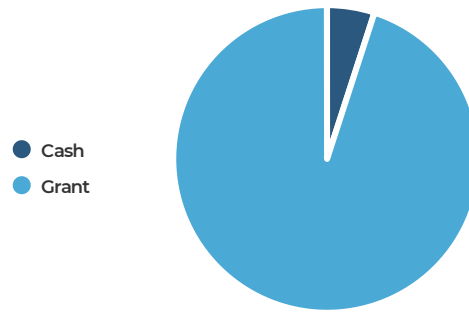
# Funding Sources

# \$1,400,000

### Funding Sources by Year



### Funding Sources for All Years



# Rehabilitate Taxiway to Row E Hangars

Submitted By **Chris Cardott, Finance Director, Airport**  
 Created By **Chris Cardott, Airport**

Milling and replacing 2" of bituminous surface for rehabilitating taxiway. Improve pavement surface to allow for safe taxiing by airport tenants and improve service for airport users.

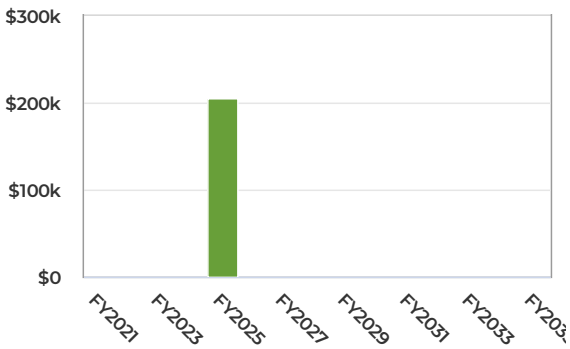


	<b>How much will this project cost?</b>		<b>How much will this project save?</b>		<b>How much will this project earn?</b>
	Capital Costs        \$205,000 Operational Costs    \$0				
	<b>\$205,000</b>		<b>\$0</b>		<b>\$0</b>

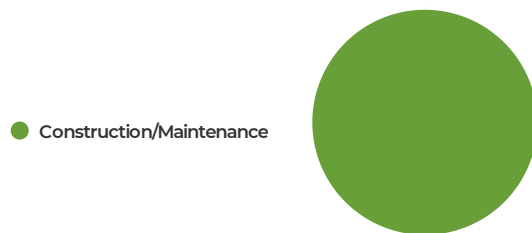
## Capital Cost

# \$205,000

Capital Cost by Year



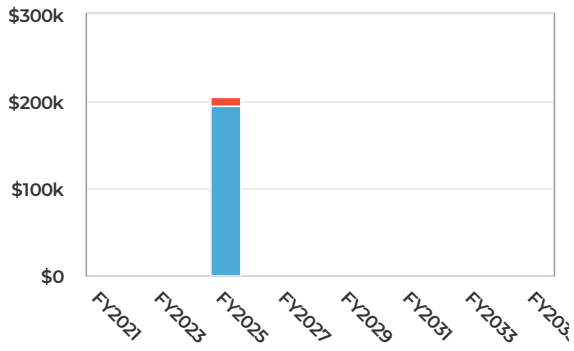
Capital Cost for All Years



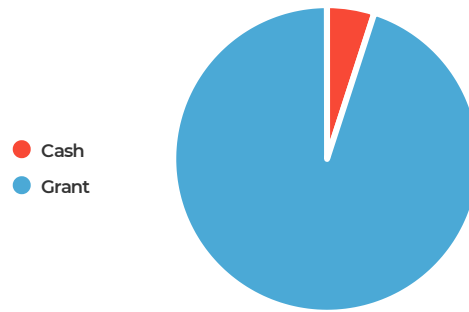
# Funding Sources

## \$205,000

### Funding Sources by Year



### Funding Sources for All Years



# Environmental Assessment

Submitted By **Chris Cardott, Finance Director, Airport**  
 Created By **Chris Cardott, Airport**

Environmental assessment for increase to Category C. Corporate aircraft continue to increase in size and weight. Before widening and lengthening the runway, an environmental assessment is required.

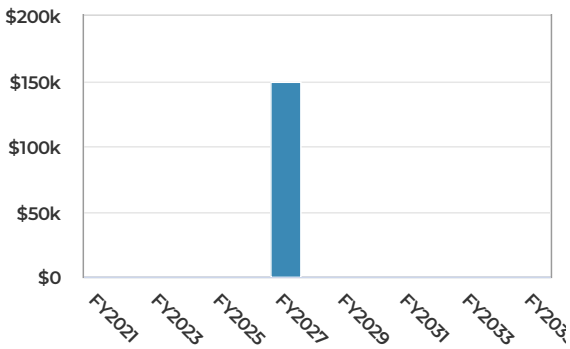


	<b>How much will this project cost?</b>		<b>How much will this project save?</b>		<b>How much will this project earn?</b>
	Capital Costs            \$150,000 Operational Costs       \$0				
	<b>\$150,000</b>		<b>\$0</b>		<b>\$0</b>

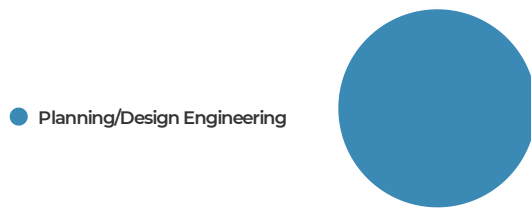
## Capital Cost

# \$150,000

Capital Cost by Year



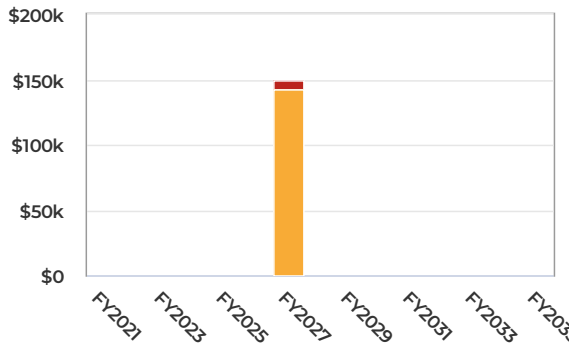
Capital Cost for All Years



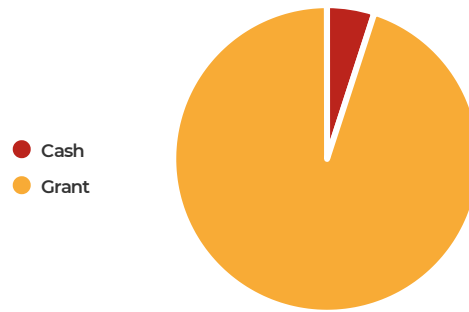
# Funding Sources

## \$150,000

### Funding Sources by Year



### Funding Sources for All Years



# Land Acquisition

Submitted By Chris Cardott, Finance Director, Airport  
Created By Chris Cardott, Airport

Purchase of land to protect approaches for future runway expansion.

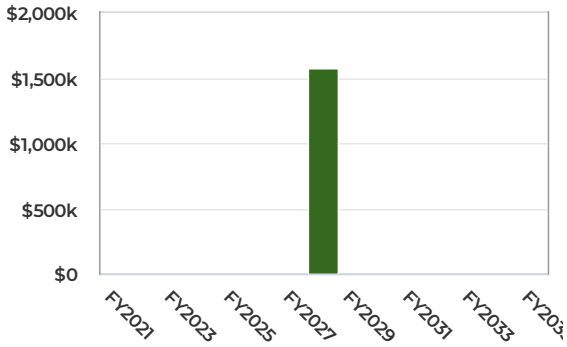


 <b>How much will this project cost?</b>  Capital Costs      \$1,575,000 Operational Costs    \$0  <b>\$1,575,000</b>	 <b>How much will this project save?</b>  <b>\$0</b>	 <b>How much will this project earn?</b>  <b>\$0</b>
---	---	---

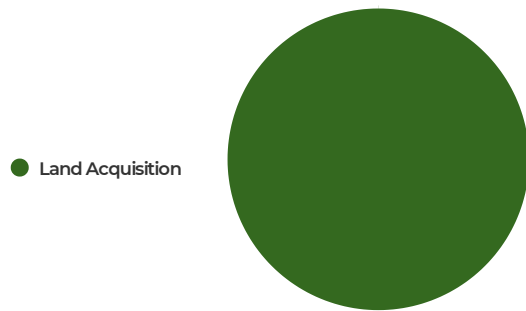
## Capital Cost

# \$1,575,000

Capital Cost by Year



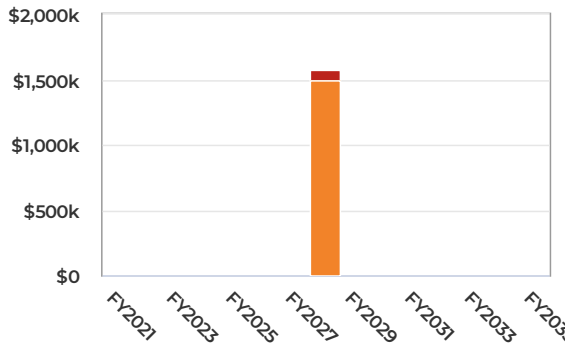
Capital Cost for All Years



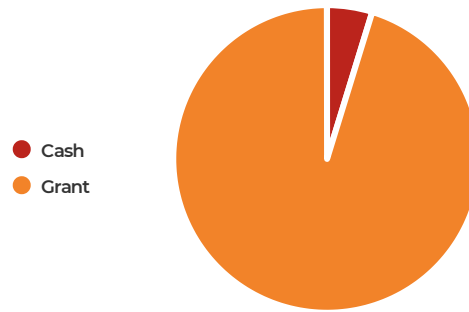
# Funding Sources

## \$1,575,000

Funding Sources by Year



Funding Sources for All Years



# Land and Structure Acquisition West of Terminal

Submitted By **Chris Cardott, Finance Director, Airport**  
 Created By **Chris Cardott, Airport**

Acquisition of approximately 50 acres of land on the west end for airspace protection and runway expansion.

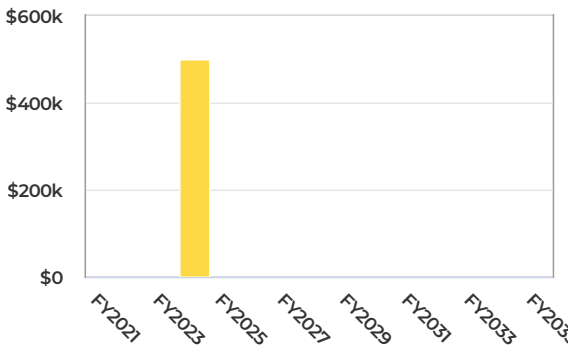


	<b>How much will this project cost?</b>		<b>How much will this project save?</b>		<b>How much will this project earn?</b>
	Capital Costs        \$500,000 Operational Costs    \$0				
	<b>\$500,000</b>		<b>\$0</b>		<b>\$0</b>

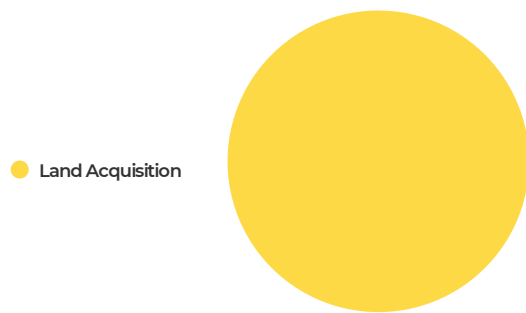
## Capital Cost

# \$500,000

Capital Cost by Year



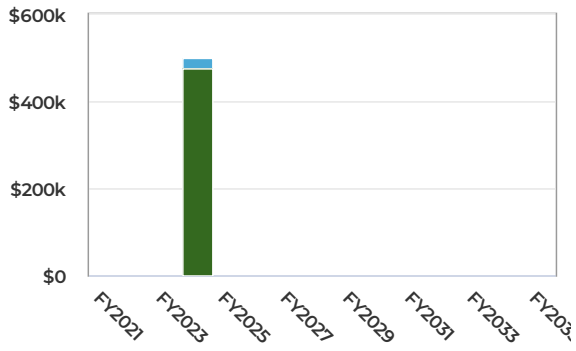
Capital Cost for All Years



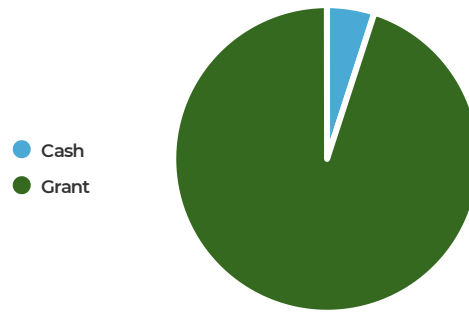
# Funding Sources

## \$500,000

### Funding Sources by Year



### Funding Sources for All Years



# Exhibit A Property Line Map

Submitted By Chris Cardott, Finance Director, Airport  
Created By Chris Cardott, Airport

Update and finalize Exhibit A Property Line Map for runway expansion.

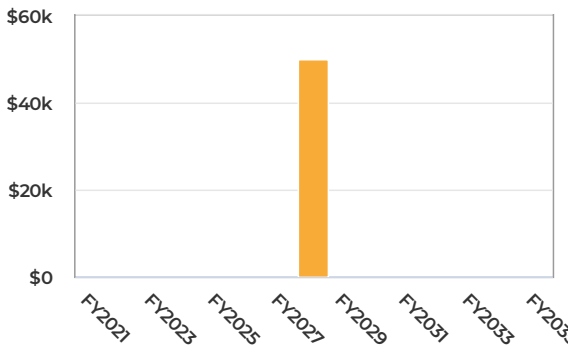


How much will this project cost?	How much will this project save?	How much will this project earn?
 Capital Costs \$50,000 Operational Costs \$0 <b>\$50,000</b>	 <b>\$0</b>	 <b>\$0</b>

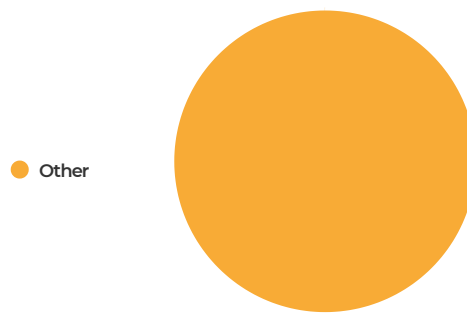
## Capital Cost

# \$50,000

Capital Cost by Year



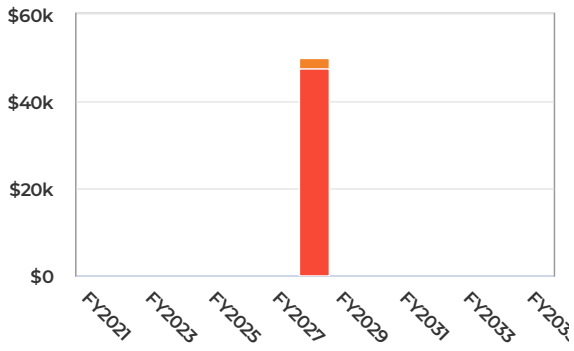
Capital Cost for All Years



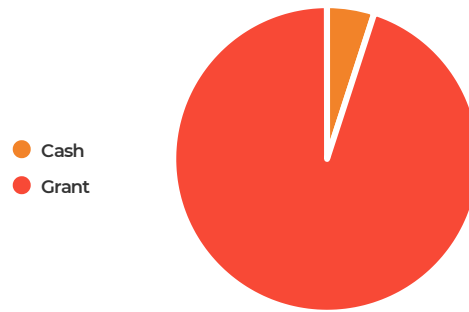
# Funding Sources

# \$50,000

### Funding Sources by Year



### Funding Sources for All Years



# Extend and Widen Runway 7-25 and Taxiway A/A1

Submitted By **Chris Cardott, Finance Director, Airport**  
 Created By **Chris Cardott, Airport**

Phase 2 to widen and extend runway to A/A1 and removal of existing Runway 7-25 and strengthen airfield to 50,000 pounds. Under new Federal guidelines, the east end of our runway is too close to Rt 251 and must be moved to the west. Longer, heavier business jets require a longer and wider runway. Weight bearing capacity must also be improved.

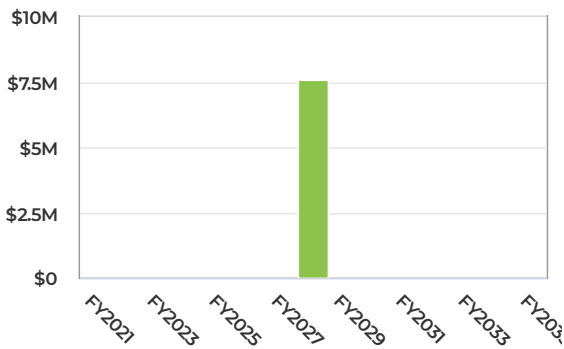


	<b>How much will this project cost?</b>		<b>How much will this project save?</b>		<b>How much will this project earn?</b>
	Capital Costs      \$7,600,000 Operational Costs    \$0				
	<b>\$7,600,000</b>		<b>\$0</b>		<b>\$0</b>

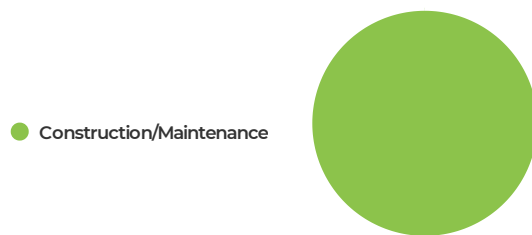
## Capital Cost

# \$7,600,000

Capital Cost by Year



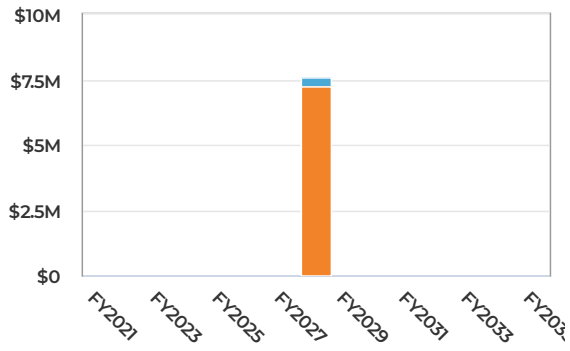
Capital Cost for All Years



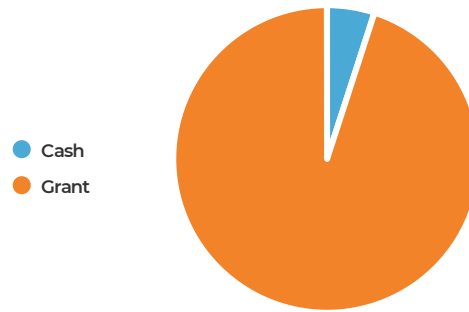
# Funding Sources

## \$7,600,000

Funding Sources by Year




Funding Sources for All Years



# Parallel Taxiway West Extension

Submitted By **Chris Cardott, Finance Director, Airport**  
 Created By **Chris Cardott, Airport**

The current parallel taxiway for Runway 7/25 only runs about 1/3 the length of the runway. To reduce the chances of runway incursion accidents, this taxiway must be extended along side the entire length of the runway. This project will take care of the western portion of this need. The eastern portion will be done as a separate project at an undetermined future date. This is determined to be a safety concern by IDOT and the FAA.

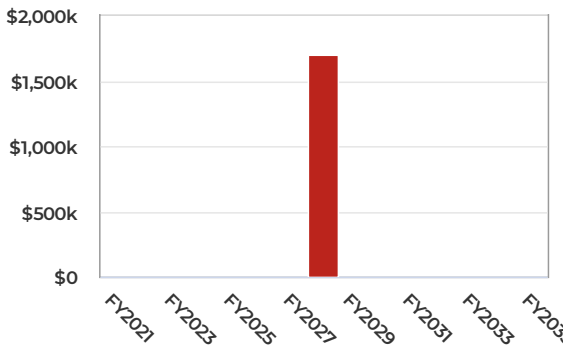


	<b>How much will this project cost?</b>		<b>How much will this project save?</b>		<b>How much will this project earn?</b>
	Capital Costs      \$1,700,000 Operational Costs    \$0				
	<b>\$1,700,000</b>		<b>\$0</b>		<b>\$0</b>

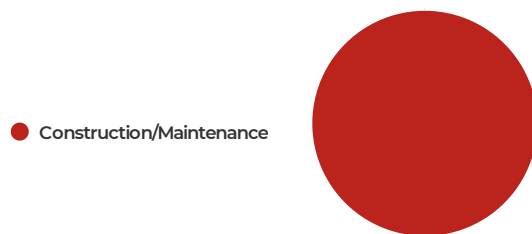
## Capital Cost

# \$1,700,000

Capital Cost by Year



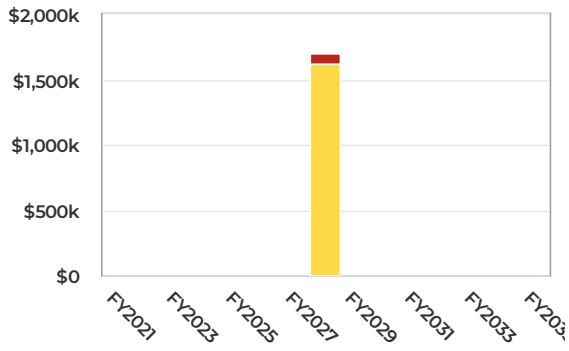
Capital Cost for All Years



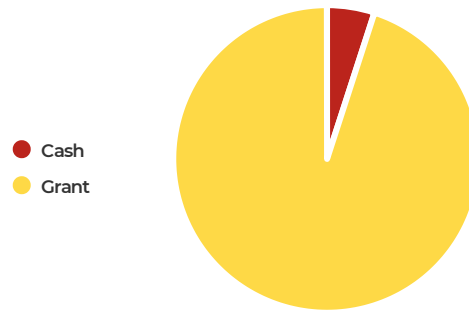
# Funding Sources

## \$1,700,000

### Funding Sources by Year



### Funding Sources for All Years



# RV Park

Submitted By **Chris Cardott, Finance Director, Airport**  
 Created By **Chris Cardott, Airport**

Eleven recreational vehicle (RV) parking slots with electric, water, and sewer hook-ups. New revenue stream for the airport. Enhancement for student training. Attract more customers to the airport.

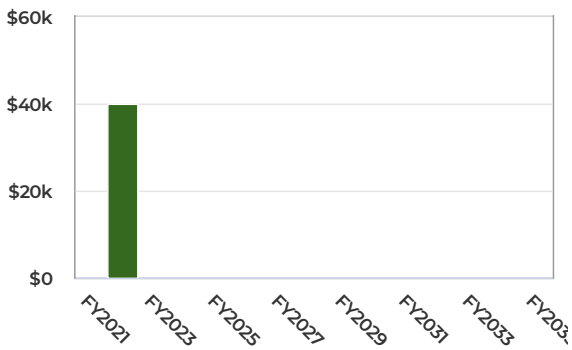


	<b>How much will this project cost?</b>		<b>How much will this project save?</b>		<b>How much will this project earn?</b>
Capital Costs                \$40,000 Operational Costs        \$0					
<b>\$40,000</b>		<b>\$0</b>		<b>\$0</b>	

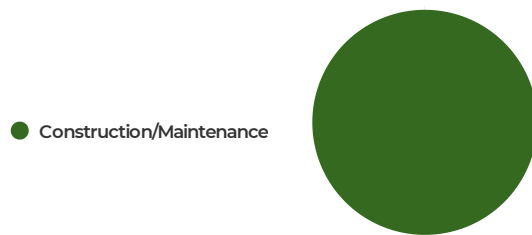
## Capital Cost

# \$40,000

Capital Cost by Year



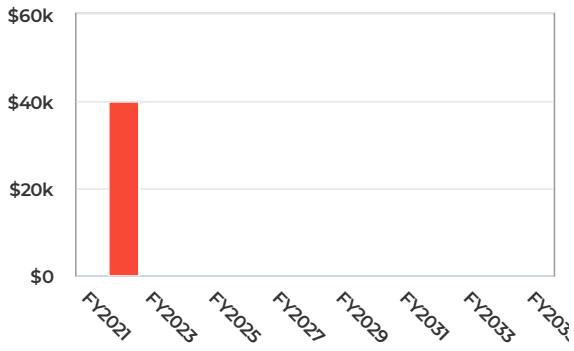
Capital Cost for All Years



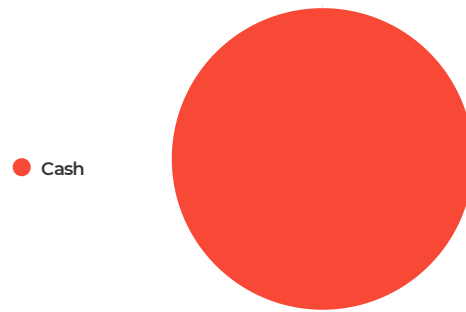
# Funding Sources

## \$40,000

Funding Sources by Year



Funding Sources for All Years



# Land Acquisition Easements

Submitted By **Chris Cardott, Finance Director, Airport**  
 Created By **Chris Cardott, Airport**

Acquisition of land on the west end for airspace protection, approximately 41 acres for runway expansion. Increases volume of activity and fuel sales.

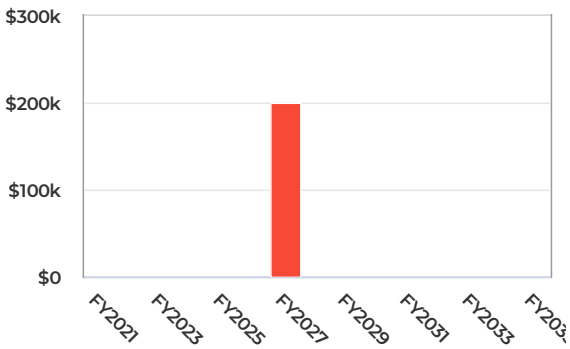


	<b>How much will this project cost?</b>		<b>How much will this project save?</b>		<b>How much will this project earn?</b>
	Capital Costs        \$200,000 Operational Costs    \$0				
	<b>\$200,000</b>		<b>\$0</b>		<b>\$0</b>

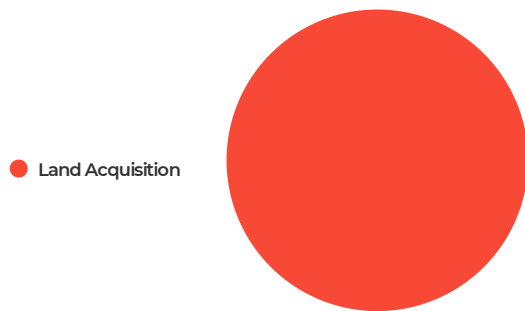
## Capital Cost

# \$200,000

Capital Cost by Year



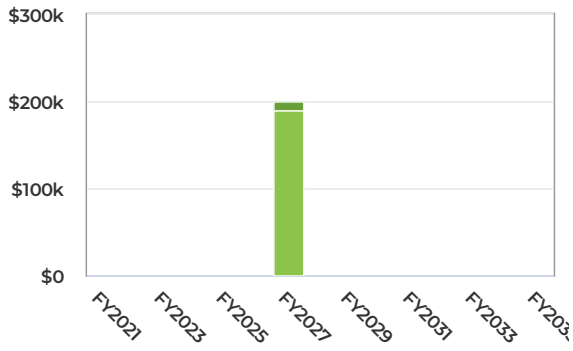
Capital Cost for All Years



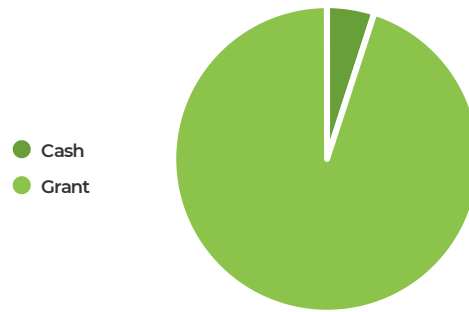
# Funding Sources

## \$200,000

### Funding Sources by Year



### Funding Sources for All Years



# Land and Building Acquisition East of Terminal

Submitted By **Chris Cardott, Finance Director, Airport**  
 Created By **Chris Cardott, Airport**

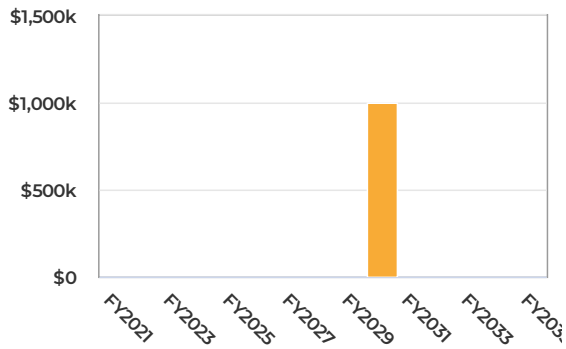
Acquisition of land, commercial buildings, and two residential units, approximately 8 acres for future airport expansion and increased revenue from skydiving and RV parking.

	<b>How much will this project cost?</b>		<b>How much will this project save?</b>		<b>How much will this project earn?</b>
	Capital Costs      \$1,000,000 Operational Costs    \$0				
	<b>\$1,000,000</b>		<b>\$0</b>		<b>\$0</b>

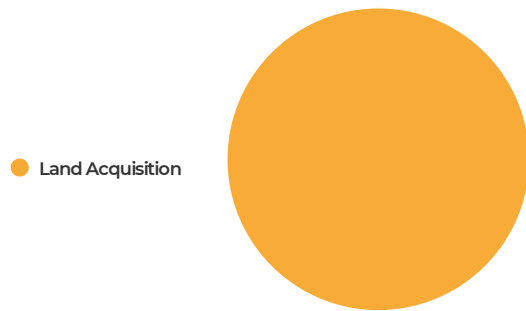
## Capital Cost

# \$1,000,000

Capital Cost by Year



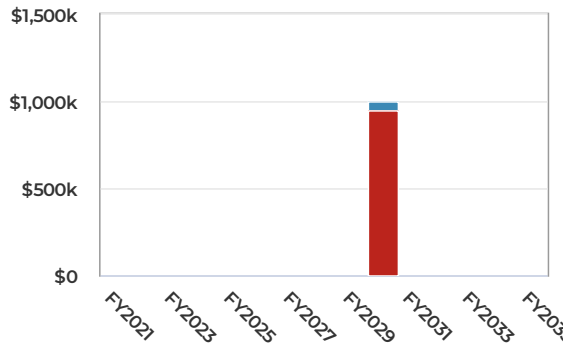
Capital Cost for All Years



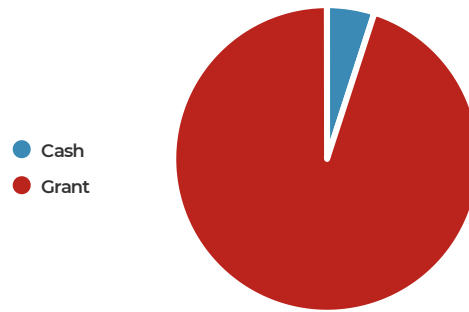
# Funding Sources

## \$1,000,000

### Funding Sources by Year



### Funding Sources for All Years



# Rehabilitate PAPI Bases

Submitted By **Chris Cardott, Finance Director, Airport**  
 Created By **Chris Cardott, Airport**

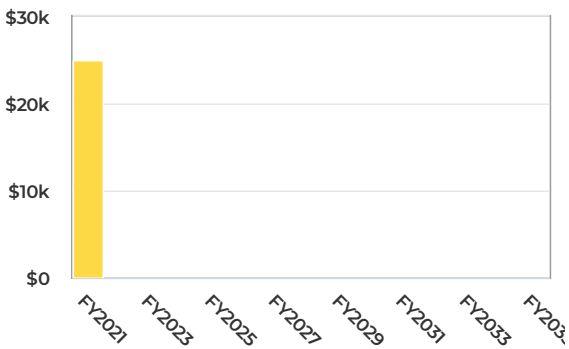
The concrete bases under the Runway 25 PAPI (precision approach pathway indicator) lights that guide aircraft to the runway in low visibility conditions are continually going out of alignment when the ground heaves. A heavier concrete base is needed to stop this. Enhances safety for instrument landing aircraft at low visibility.

 <h3>How much will this project cost?</h3> <table border="0"> <tr> <td>Capital Costs</td> <td>\$25,000</td> </tr> <tr> <td>Operational Costs</td> <td>\$0</td> </tr> </table> <h2 style="color: blue;">\$25,000</h2>	Capital Costs	\$25,000	Operational Costs	\$0	 <h3>How much will this project save?</h3> <h2 style="color: orange;">\$0</h2>	 <h3>How much will this project earn?</h3> <h2 style="color: green;">\$0</h2>
Capital Costs	\$25,000					
Operational Costs	\$0					

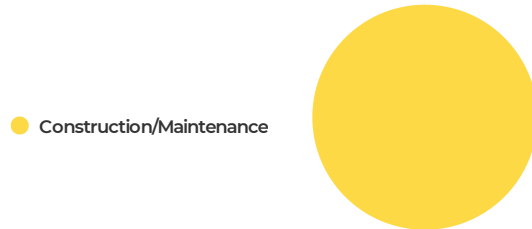
## Capital Cost

# \$25,000

Capital Cost by Year



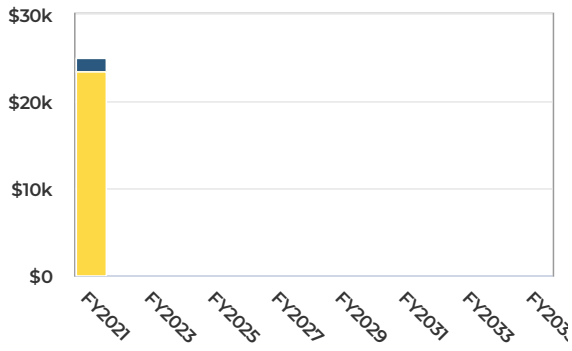
Capital Cost for All Years



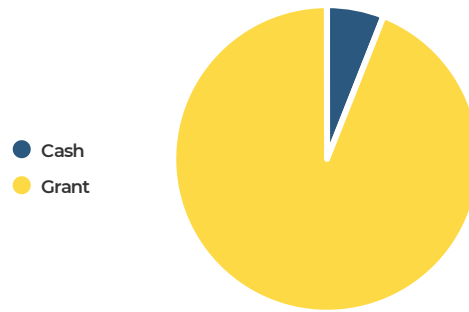
# Funding Sources

# \$25,000

### Funding Sources by Year



### Funding Sources for All Years



# RV Parking Lot

Submitted By **Chris Cardott, Finance Director, Airport**  
 Created By **Chris Cardott, Airport**

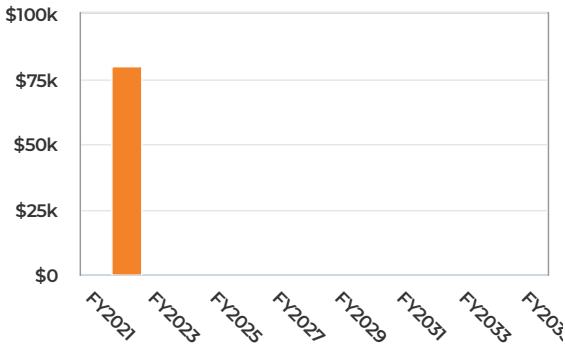
An area for RVs to park and hook up to utilities has been determined to be a viable revenue stream for the airport. An initial 11 slots would be constructed with gravel parking slots and access driveway, and electric, water, and sewer hook-ups.

 <h3>How much will this project cost?</h3>	 <h3>How much will this project save?</h3>	 <h3>How much will this project earn?</h3>
Capital Costs            \$80,000 Operational Costs    \$0		
<b>\$80,000</b>	<b>\$0</b>	<b>\$0</b>

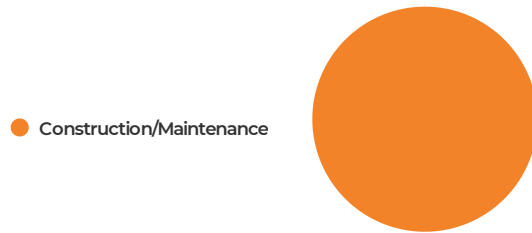
## Capital Cost

# \$80,000

Capital Cost by Year



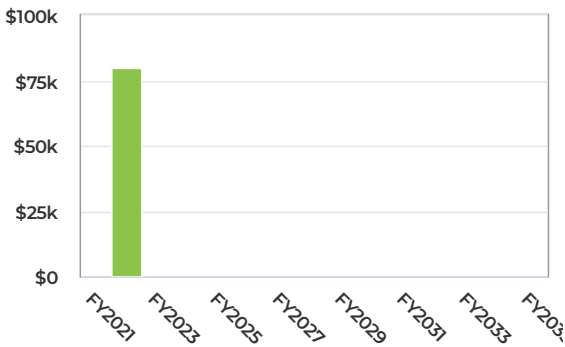
Capital Cost for All Years



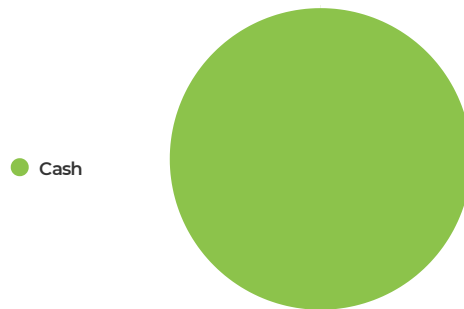
## Funding Sources

# \$80,000

Funding Sources by Year



Funding Sources for All Years



---

# **CEMETERY REQUESTS**

---

# Vehicle/Pickup Truck

Submitted By **Chris Cardott, Finance Director, Cemetery**  
 Created By **Chris Cardott, Cemetery**

Public Works light duty vehicle fleet ranges from 2 ton dump trucks down to 1/2 ton pickup trucks. Additional equipment varies on each truck. This equipment can consist of hydraulic and electric hoists, snow plows, and spreaders, tailgate lifts, dump bodies, and dump bodies with fold down sides. These vehicles are used on a daily basis and are necessary in transporting labor, equipment, and materials to and from work sites. Benefits of new vehicles will be increased fuel mileage, less vehicle repair expenses, downtime, and increased reliability, and safety.

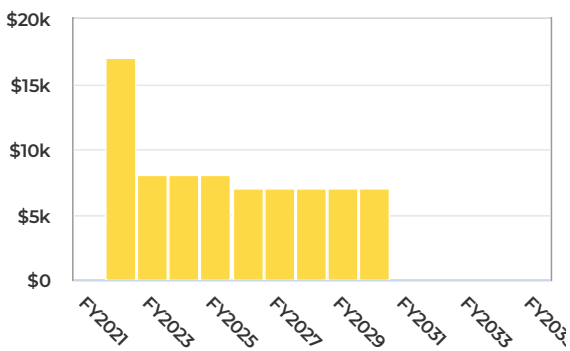


 <h3>How much will this project cost?</h3> <table border="0"> <tr> <td>Capital Costs</td> <td>\$76,000</td> </tr> <tr> <td>Operational Costs</td> <td>\$0</td> </tr> </table> <h2 style="color: blue;">\$76,000</h2>	Capital Costs	\$76,000	Operational Costs	\$0	 <h3>How much will this project save?</h3> <h2 style="color: orange;">\$0</h2>	 <h3>How much will this project earn?</h3> <h2 style="color: green;">\$0</h2>
Capital Costs	\$76,000					
Operational Costs	\$0					

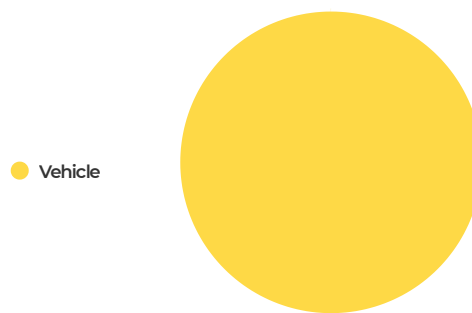
## Capital Cost

# \$76,000

Capital Cost by Year



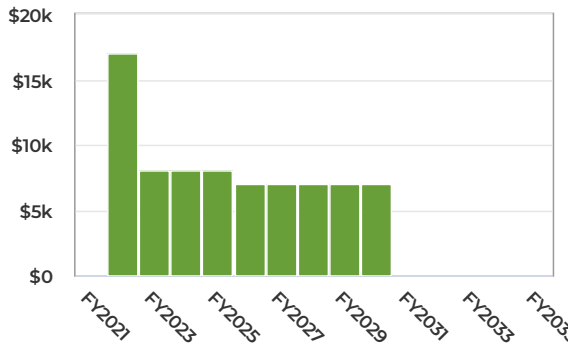
Capital Cost for All Years



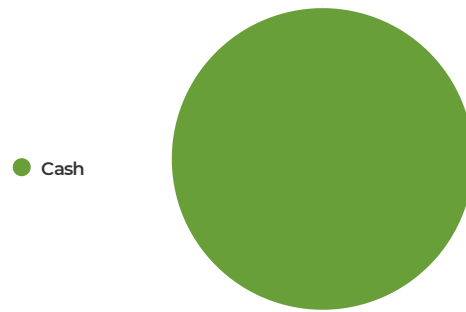
# Funding Sources

# \$76,000

### Funding Sources by Year



### Funding Sources for All Years



# Utility Work Vehicle

Submitted By **Chris Cardott, Finance Director, Cemetery**  
 Created By **Chris Cardott, Cemetery**

A utility work vehicle is a multi-purpose vehicle that is equipped with a dump body, hydraulics and a power take off. This vehicle is similar to an RTV in that it is compact and can maneuver in tight locations a regular sized vehicle can not. With hydraulics and a PTO, the vehicle can operate several attachments already owned by the City to perform a variety of tasks.

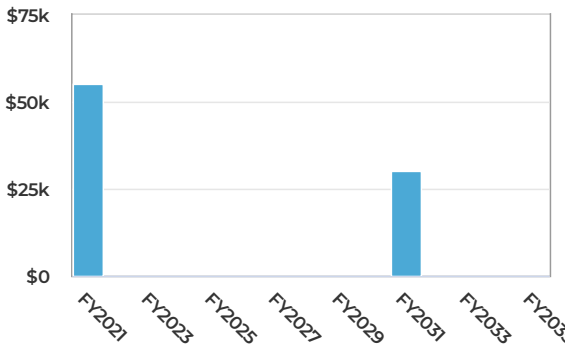


 <h3>How much will this project cost?</h3> <table border="0"> <tr> <td>Capital Costs</td> <td>\$85,000</td> </tr> <tr> <td>Operational Costs</td> <td>\$0</td> </tr> </table> <p style="text-align: center;"><b>\$85,000</b></p>	Capital Costs	\$85,000	Operational Costs	\$0	 <h3>How much will this project save?</h3> <p style="text-align: center;"><b>\$0</b></p>	 <h3>How much will this project earn?</h3> <p style="text-align: center;"><b>\$0</b></p>
Capital Costs	\$85,000					
Operational Costs	\$0					

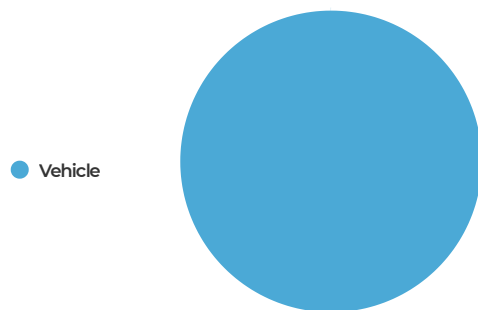
## Capital Cost

# \$85,000

Capital Cost by Year



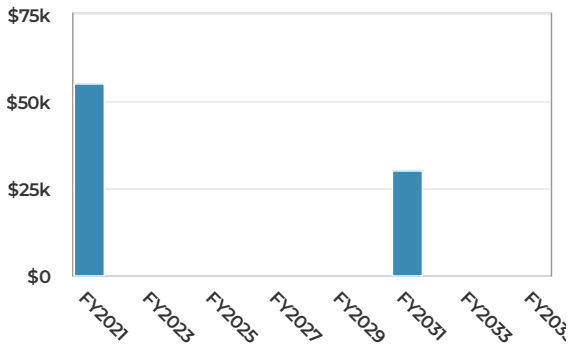
Capital Cost for All Years



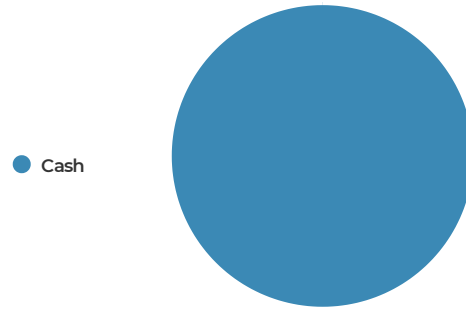
## Funding Sources

# \$85,000

### Funding Sources by Year



### Funding Sources for All Years



---

# **ELEC OPS, DISTRIBUTION REQUESTS**

---

# Electric Meter Replacement

Submitted By **Chris Cardott, Finance Director, Elec Ops, Distribution**  
 Created By **Chris Cardott, Elec Ops, Distribution**

Continue to purchase meters that are solid state and can provide two-way communications.

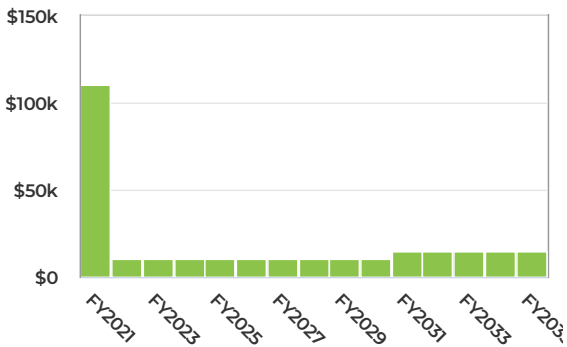


 <p><b>How much will this project cost?</b></p> <p>Capital Costs        \$275,000                  Operational Costs    \$0</p> <p style="font-size: 2em; color: blue;"><b>\$275,000</b></p>	 <p><b>How much will this project save?</b></p> <p style="font-size: 2em; color: orange;"><b>\$0</b></p>	 <p><b>How much will this project earn?</b></p> <p style="font-size: 2em; color: green;"><b>\$0</b></p>
---	---	--

## Capital Cost

# \$275,000

Capital Cost by Year



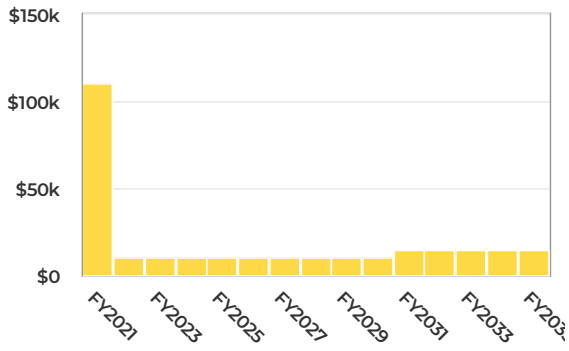
Capital Cost for All Years



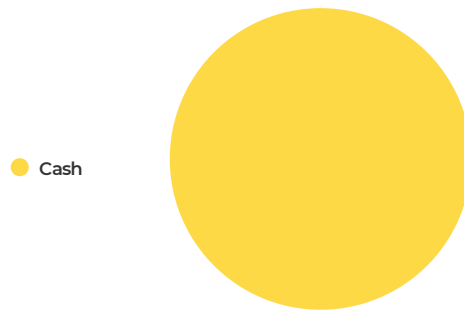
# Funding Sources

## \$275,000

Funding Sources by Year



Funding Sources for All Years



# Street Light Replacements LED

Submitted By **Chris Cardott, Finance Director, Elec Ops, Distribution**  
 Created By **Chris Cardott, Elec Ops, Distribution**

Replace old streetlights with LED lighting. Old lighting is a higher cost and higher maintenance.

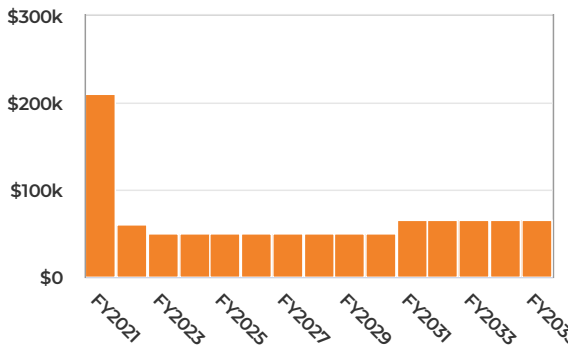


 <h3>How much will this project cost?</h3> <p>Capital Costs      \$995,000                  Operational Costs      \$0</p> <h2 style="color: #0056b3;">\$995,000</h2>	 <h3>How much will this project save?</h3> <h2 style="color: #e67e22;">\$0</h2>	 <h3>How much will this project earn?</h3> <h2 style="color: #27ae60;">\$0</h2>
--	--	--


## Capital Cost

# \$995,000

Capital Cost by Year



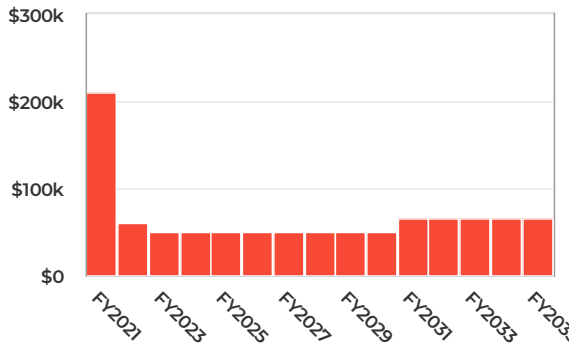
Capital Cost for All Years



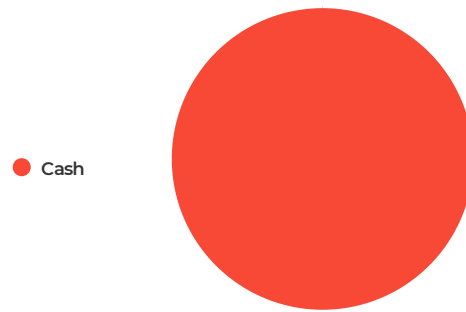
# Funding Sources

## \$995,000

Funding Sources by Year



Funding Sources for All Years



# Overhead Distribution/Transformers

Submitted By **Chris Cardott, Finance Director, Elec Ops, Distribution**  
 Created By **Chris Cardott, Elec Ops, Distribution**

Rebuild old lines and new lines as the system continues to grow. We maintain 270 miles of overhead and underground distribution system, some of which was installed in the 1940's and 1950's. These lines need to be replaced with bigger poles and wires.

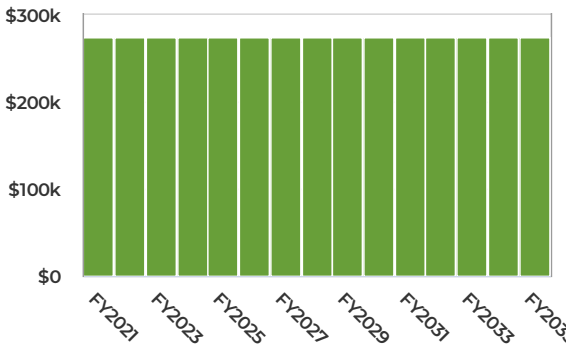


 <h3>How much will this project cost?</h3> <table border="0"> <tr> <td>Capital Costs</td> <td>\$4,125,000</td> </tr> <tr> <td>Operational Costs</td> <td>\$0</td> </tr> </table> <h2 style="color: blue;">\$4,125,000</h2>	Capital Costs	\$4,125,000	Operational Costs	\$0	 <h3>How much will this project save?</h3> <h2 style="color: orange;">\$0</h2>	 <h3>How much will this project earn?</h3> <h2 style="color: green;">\$0</h2>
Capital Costs	\$4,125,000					
Operational Costs	\$0					

## Capital Cost

# \$4,125,000

Capital Cost by Year



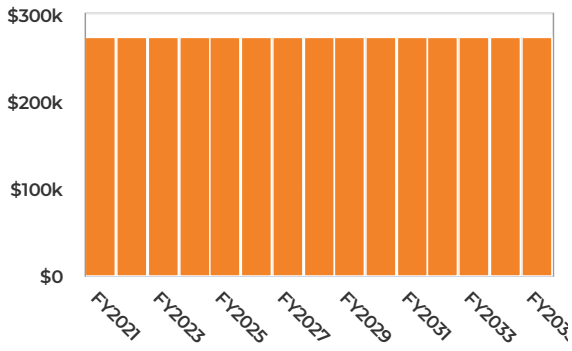
Capital Cost for All Years



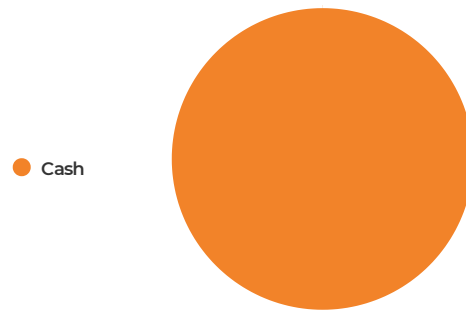
## Funding Sources

# \$4,125,000

### Funding Sources by Year



### Funding Sources for All Years



# Underground Distribution

Submitted By **Chris Cardott, Finance Director, Elec Ops, Distribution**  
 Created By **Chris Cardott, Elec Ops, Distribution**

We have several areas in our service area that the underground is direct buried and it has run past its life expectancy. In 2018, we had several locations that the underground went bad and needed emergency repairs. Existing condition is poor on the old underground.

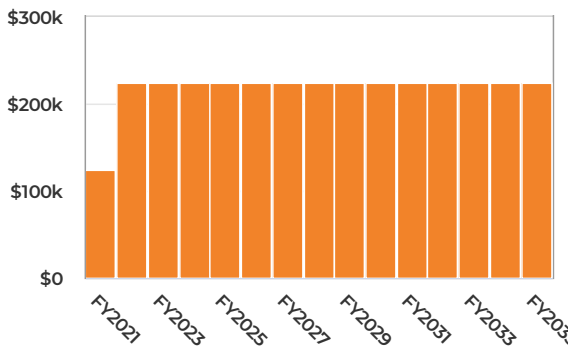


 <h3>How much will this project cost?</h3> <p>Capital Costs      \$3,275,000                  Operational Costs      \$0</p> <h2 style="color: blue;">\$3,275,000</h2>	 <h3>How much will this project save?</h3> <h2 style="color: orange;">\$0</h2>	 <h3>How much will this project earn?</h3> <h2 style="color: green;">\$0</h2>
---	---	--

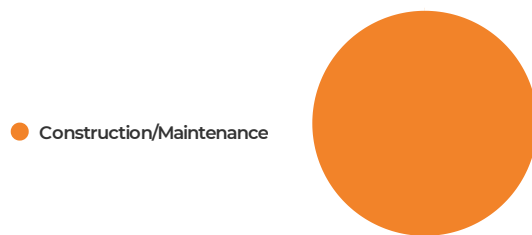
## Capital Cost

# \$3,275,000

Capital Cost by Year



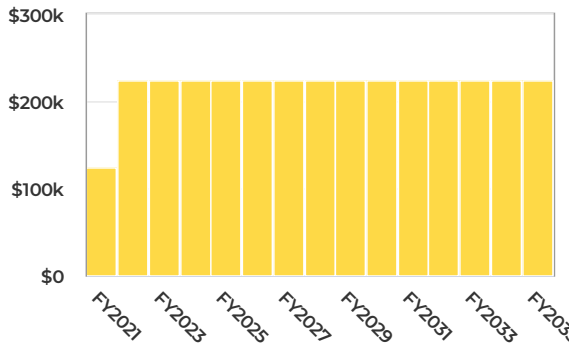
Capital Cost for All Years



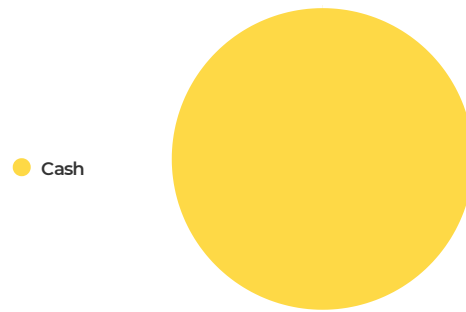
# Funding Sources

## \$3,275,000

Funding Sources by Year



Funding Sources for All Years



# Coordination of the Distribution System

Submitted By **Chris Cardott, Finance Director, Elec Ops, Distribution**  
 Created By **Chris Cardott, Elec Ops, Distribution**

Continue to place trip savers on our signal phase lines to increase reliability. We have some locations done and will continue to put trip savers up and do a fusing coordination downstream of those devices.

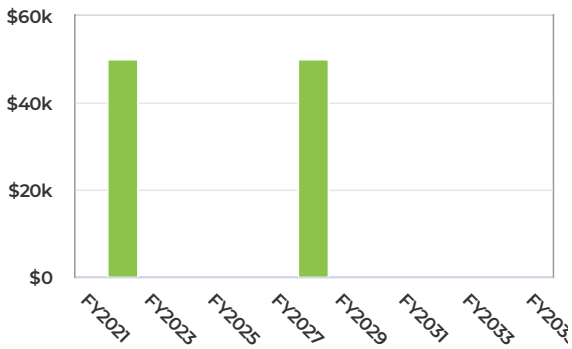


	<b>How much will this project cost?</b>		<b>How much will this project save?</b>		<b>How much will this project earn?</b>
	Capital Costs        \$100,000 Operational Costs    \$0				
	<b>\$100,000</b>		<b>\$0</b>		<b>\$0</b>

## Capital Cost

# \$100,000

Capital Cost by Year



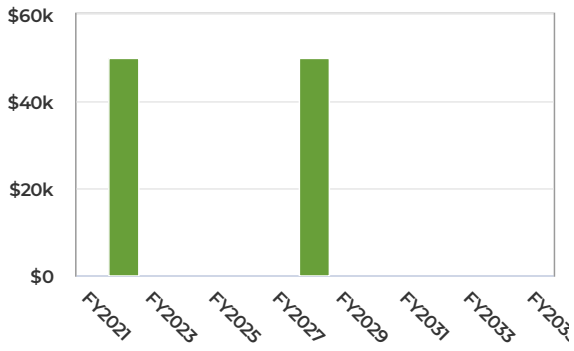
Capital Cost for All Years



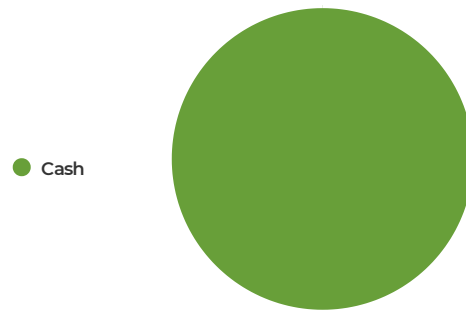
# Funding Sources

## \$100,000

### Funding Sources by Year



### Funding Sources for All Years



# Downtown Project

Submitted By **Chris Cardott, Finance Director, Elec Ops, Distribution**  
 Created By **Chris Cardott, Elec Ops, Distribution**

Continue to replace the old streetlights downtown to the new ones that meet the new branding.

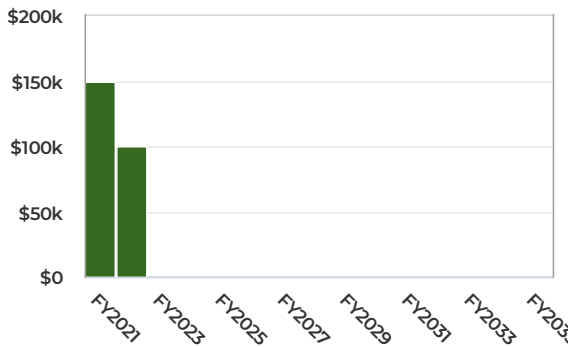


 <h3>How much will this project cost?</h3> <p>Capital Costs            \$250,000                  Operational Costs    \$0</p> <h2 style="color: #0056b3;">\$250,000</h2>	 <h3>How much will this project save?</h3> <h2 style="color: #f49120;">\$0</h2>	 <h3>How much will this project earn?</h3> <h2 style="color: #4caf50;">\$0</h2>
--	--	--

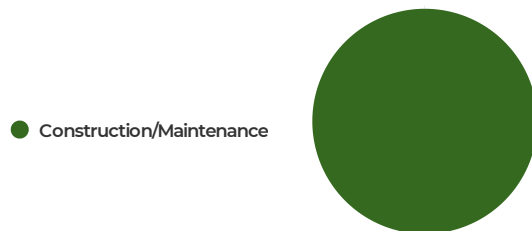
## Capital Cost

# \$250,000

Capital Cost by Year



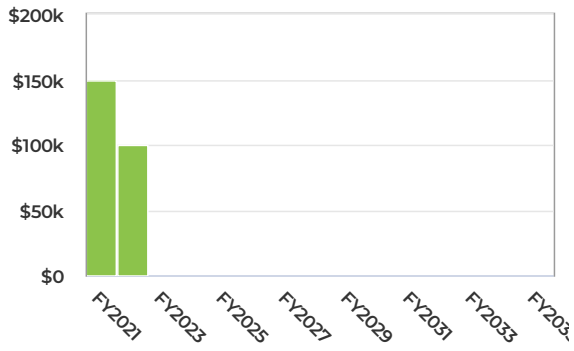
Capital Cost for All Years



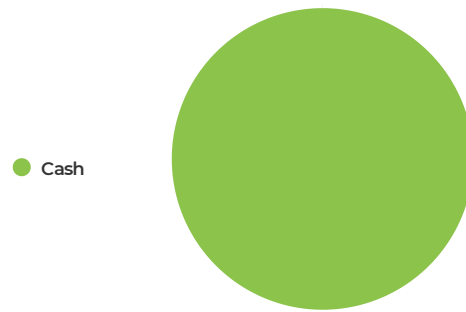
# Funding Sources

## \$250,000

Funding Sources by Year



Funding Sources for All Years



# Substation

Submitted By **Chris Cardott, Finance Director, Elec Ops, Distribution**  
Created By **Chris Cardott, Elec Ops, Distribution**

New substation planned for 2021 in Prologis Park.



How much will this project cost?	How much will this project save?	How much will this project earn?
Capital Costs \$9,000,000 Operational Costs \$0 <b>\$9,000,000</b>	<b>\$0</b>	<b>\$0</b>


## Capital Cost

# \$9,000,000

Capital Cost by Year



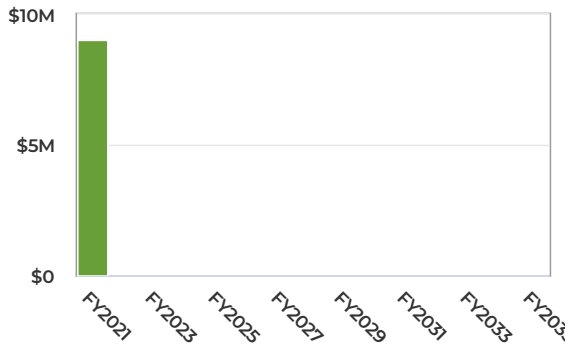
Capital Cost for All Years



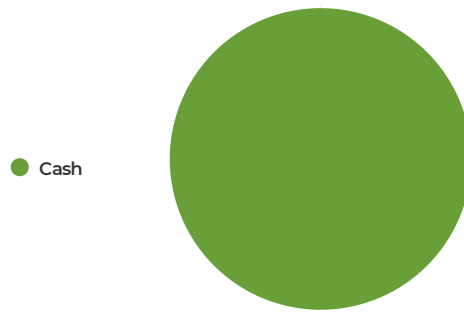
# Funding Sources

# \$9,000,000

Funding Sources by Year



Funding Sources for All Years



---

# **ELEC OPS, 9TH ST GEN PLANT REQUESTS**

---

# LSV Engine Control Panel

Submitted By **Chris Cardott, Finance Director, Elec Ops, 9th St Gen Plant**  
 Created By **Chris Cardott, Elec Ops, 9th St Gen Plant**

Replace the old control panel that was installed in 1957 on unit 10.

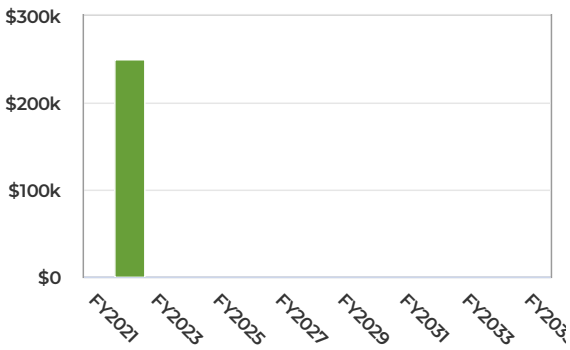


	<b>How much will this project cost?</b>		<b>How much will this project save?</b>		<b>How much will this project earn?</b>
	Capital Costs        \$250,000 Operational Costs    \$0				
	<b>\$250,000</b>		<b>\$0</b>		<b>\$0</b>


## Capital Cost

# \$250,000

Capital Cost by Year



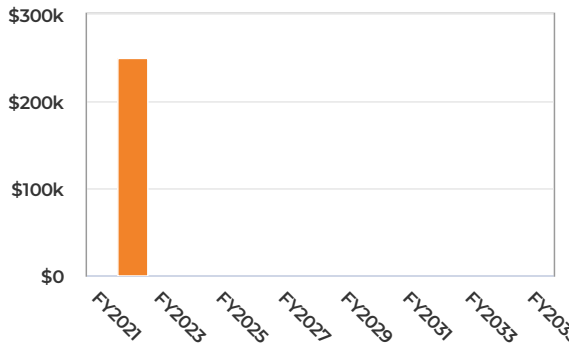
Capital Cost for All Years



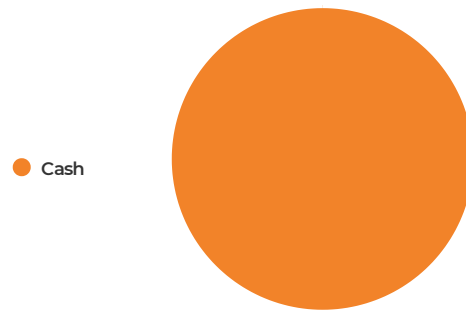
# Funding Sources

## \$250,000

Funding Sources by Year



Funding Sources for All Years



# LSV-16 GDT

Submitted By **Chris Cardott, Finance Director, Elec Ops, 9th St Gen Plant**  
 Created By **Chris Cardott, Elec Ops, 9th St Gen Plant**

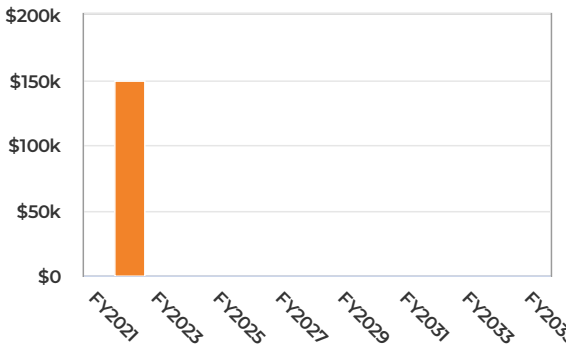
Overhaul on unit used for peak shaving and to maintain the life of the unit to support the 5 Kv during outages.

 <h3>How much will this project cost?</h3> <p>Capital Costs            \$150,000                  Operational Costs    \$0</p> <h2 style="color: #0056b3;">\$150,000</h2>	 <h3>How much will this project save?</h3> <h2 style="color: #e67e22;">\$0</h2>	 <h3>How much will this project earn?</h3> <h2 style="color: #27ae60;">\$0</h2>
--	--	--


## Capital Cost

# \$150,000

Capital Cost by Year



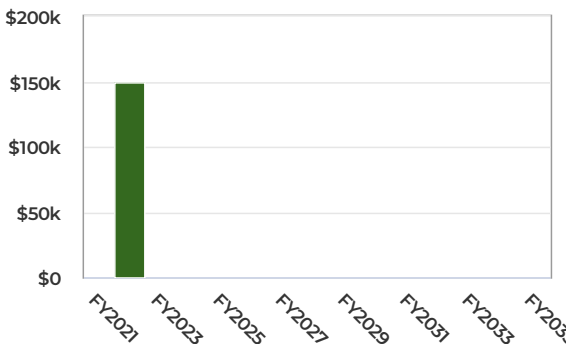
Capital Cost for All Years



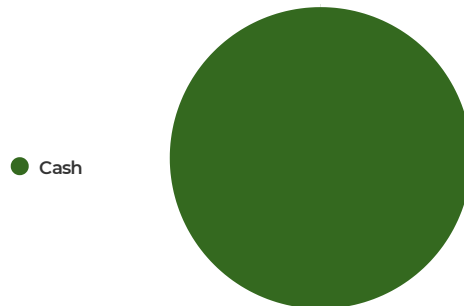
## Funding Sources

# \$150,000

Funding Sources by Year



Funding Sources for All Years



# Diesel Plant Removal of Units 2 and 5

Submitted By Chris Cardott, Finance Director, Elec Ops, 9th St Gen Plant  
 Created By Chris Cardott, Elec Ops, 9th St Gen Plant

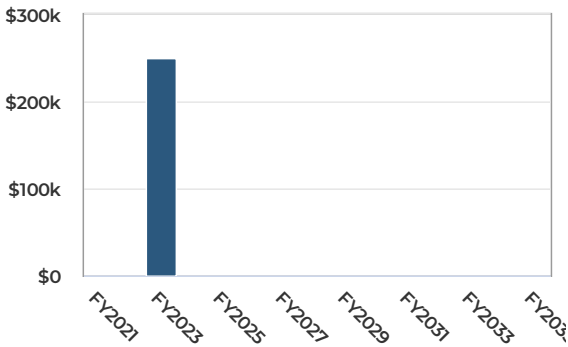
Remove two old units that are out of service. The units are decommissioned and can no longer be repaired.

 <h3>How much will this project cost?</h3> <p>Capital Costs      \$250,000                  Operational Costs      \$0</p> <h2 style="color: blue;">\$250,000</h2>	 <h3>How much will this project save?</h3> <h2 style="color: orange;">\$0</h2>	 <h3>How much will this project earn?</h3> <h2 style="color: green;">\$0</h2>
---	---	--


## Capital Cost

# \$250,000

Capital Cost by Year



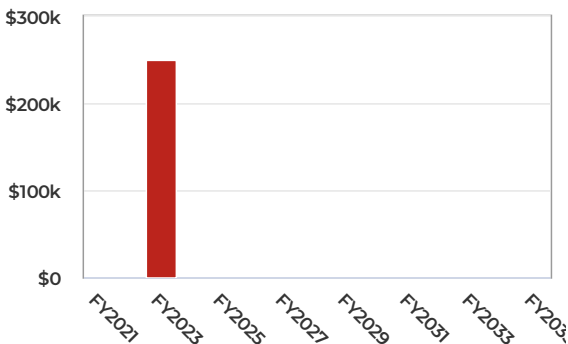
Capital Cost for All Years




## Funding Sources

# \$250,000

Funding Sources by Year



Funding Sources for All Years



# Nordbergs Units Upgrade/Rod Bearings

Submitted By **Chris Cardott, Finance Director, Elec Ops, 9th St Gen Plant**  
 Created By **Chris Cardott, Elec Ops, 9th St Gen Plant**

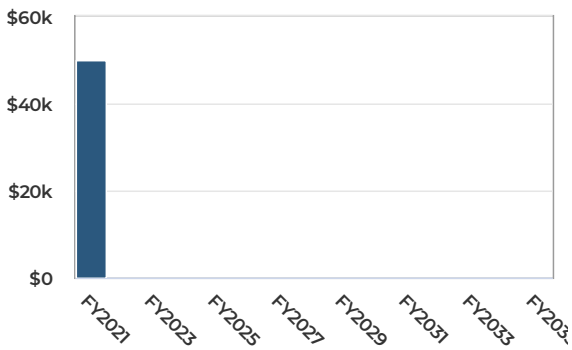
Spare parts for Engine 6 & which are used for peak shaving. Parts will be used to maintain the life of the unit to can continue to use to support the 5Kv during outages and peak shaving.

	<b>How much will this project cost?</b>		<b>How much will this project save?</b>		<b>How much will this project earn?</b>
	Capital Costs            \$50,000 Operational Costs      \$0				
	<b>\$50,000</b>		<b>\$0</b>		<b>\$0</b>


## Capital Cost

# \$50,000

Capital Cost by Year



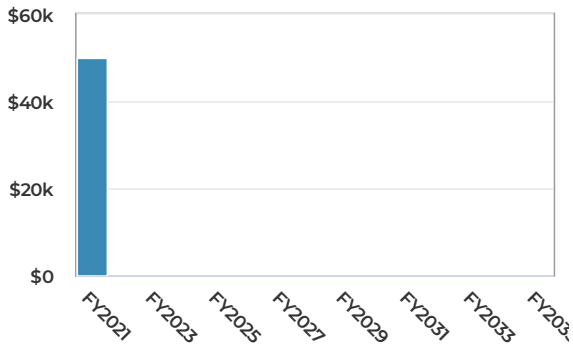
Capital Cost for All Years



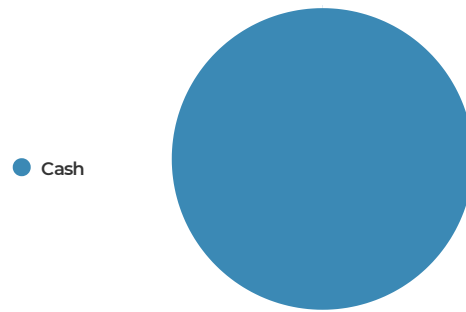
# Funding Sources

# \$50,000

### Funding Sources by Year



### Funding Sources for All Years



# Diesel Plant Fuel Tank Removal

Submitted By Chris Cardott, Finance Director, Elec Ops, 9th St Gen Plant  
 Created By Chris Cardott, Elec Ops, 9th St Gen Plant

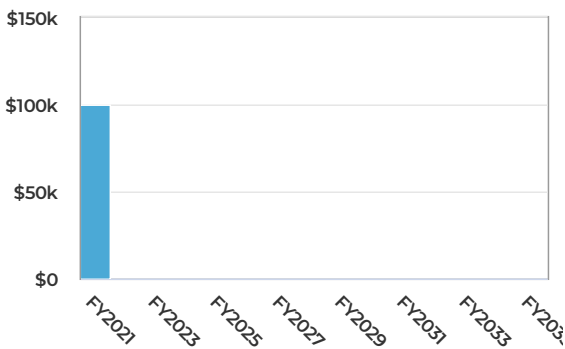
Remove old fuel tank from the lot that is no longer being used

 <h3>How much will this project cost?</h3>	 <h3>How much will this project save?</h3>	 <h3>How much will this project earn?</h3>
Capital Costs            \$100,000 Operational Costs    \$0		
<b>\$100,000</b>	<b>\$0</b>	<b>\$0</b>

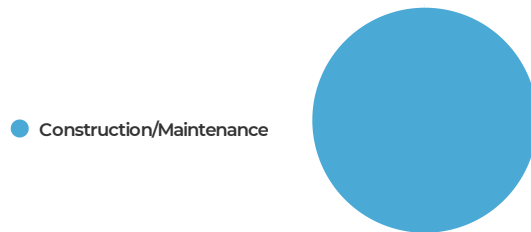
## Capital Cost

# \$100,000

Capital Cost by Year



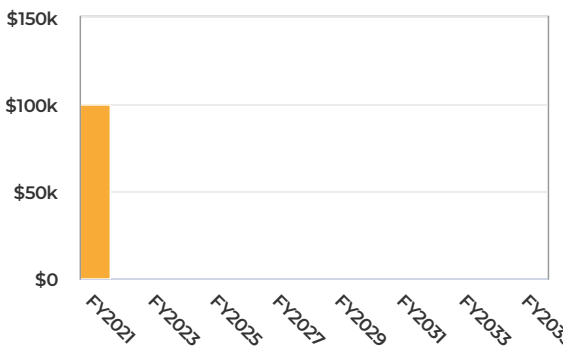
Capital Cost for All Years



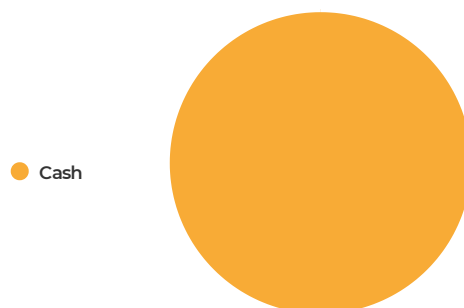
## Funding Sources

# \$100,000

Funding Sources by Year



Funding Sources for All Years



---

# **CAPITAL IMPROVEMENTS REQUESTS**

---

# Annual Sidewalk and Pedestrian Path Improvements

Submitted By **Chris Cardott**, Finance Director, Capital Improvements  
 Created By **Chris Cardott**, Capital Improvements

The annual sidewalk and pedestrian path replacement project continues to improve accessibility to all users throughout the City. This is an ongoing infrastructure improvement program of existing infrastructure as well as new extensions or connections.

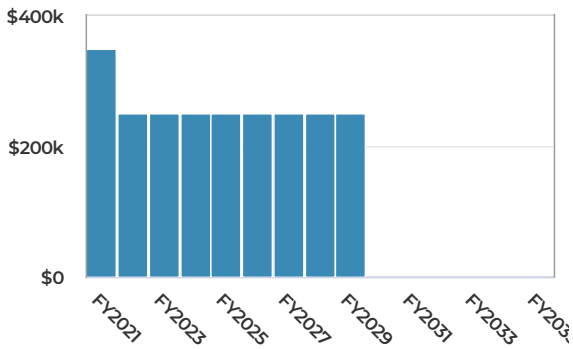


 <h3>How much will this project cost?</h3> <p>Capital Costs      \$2,350,000                  Operational Costs    \$0</p> <h2 style="color: blue;">\$2,350,000</h2>	 <h3>How much will this project save?</h3> <h2 style="color: orange;">\$0</h2>	 <h3>How much will this project earn?</h3> <h2 style="color: green;">\$0</h2>
---	---	--

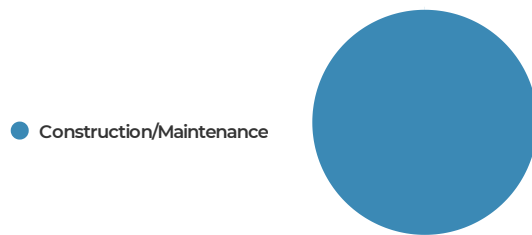
## Capital Cost

# \$2,350,000

Capital Cost by Year



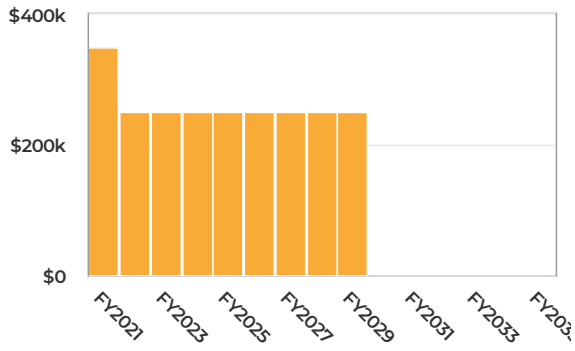
Capital Cost for All Years



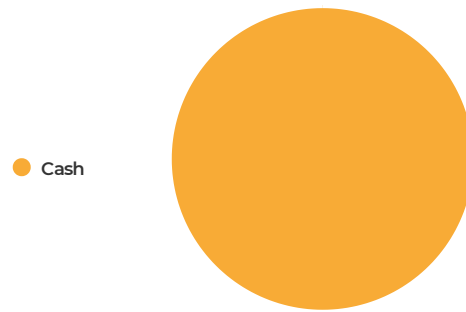
# Funding Sources

# \$2,350,000

### Funding Sources by Year



### Funding Sources for All Years



# Annual Seal Coat Street Surface Treatments

Submitted By Chris Cardott, Finance Director, Capital Improvements  
 Created By Chris Cardott, Capital Improvements

Annual maintenance of streets

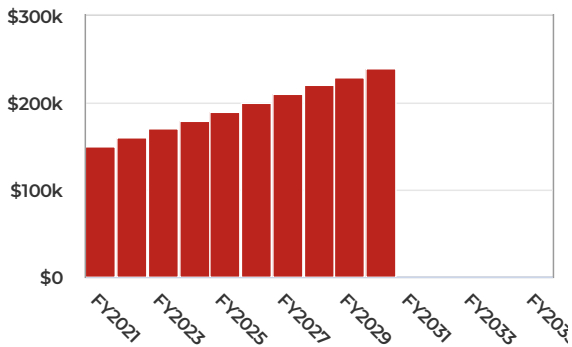


 <p><b>How much will this project cost?</b></p> <p>Capital Costs      \$1,950,000              Operational Costs      \$0</p> <p><b>\$1,950,000</b></p>	 <p><b>How much will this project save?</b></p> <p><b>\$0</b></p>	 <p><b>How much will this project earn?</b></p> <p><b>\$0</b></p>
--	--	--

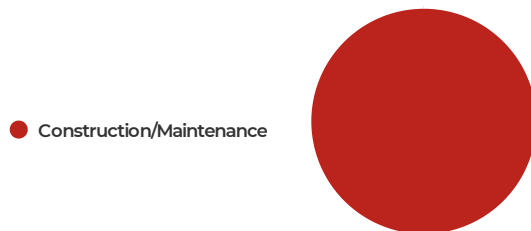
## Capital Cost

**\$1,950,000**

Capital Cost by Year



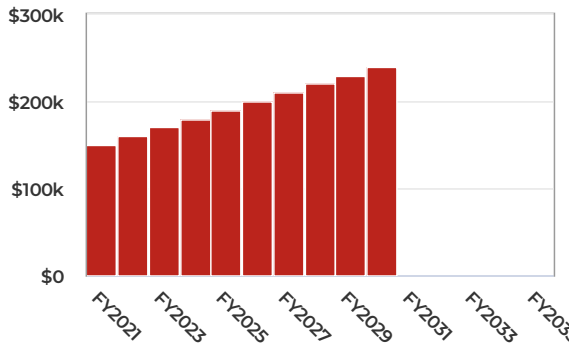
Capital Cost for All Years



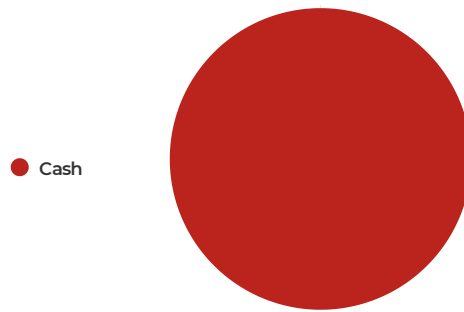
# Funding Sources

## \$1,950,000

Funding Sources by Year



Funding Sources for All Years



# General Maintenance

Submitted By **Chris Cardott, Finance Director, Capital Improvements**  
 Created By **Chris Cardott, Capital Improvements**

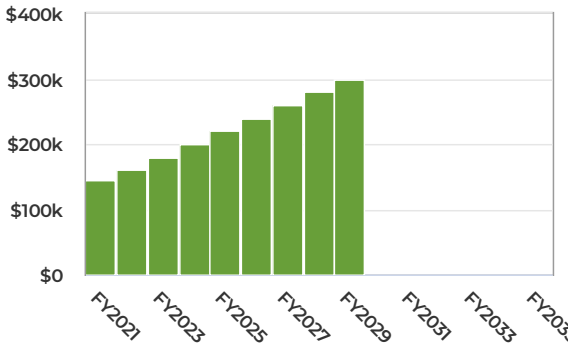
General maintenance related to routine maintenance or reconstruction of various streets, sidewalks, storm sewer, drainage structures and systems.

 <h3>How much will this project cost?</h3> <p>Capital Costs      \$1,985,000                  Operational Costs      \$0</p> <h2 style="color: blue;">\$1,985,000</h2>	 <h3>How much will this project save?</h3> <h2 style="color: orange;">\$0</h2>	 <h3>How much will this project earn?</h3> <h2 style="color: green;">\$0</h2>
---	---	--

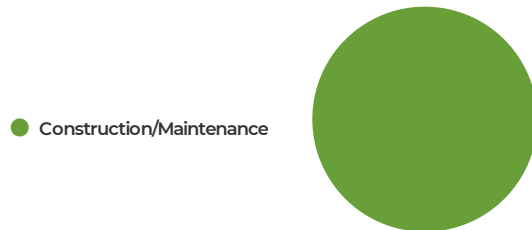
## Capital Cost

# \$1,985,000

Capital Cost by Year



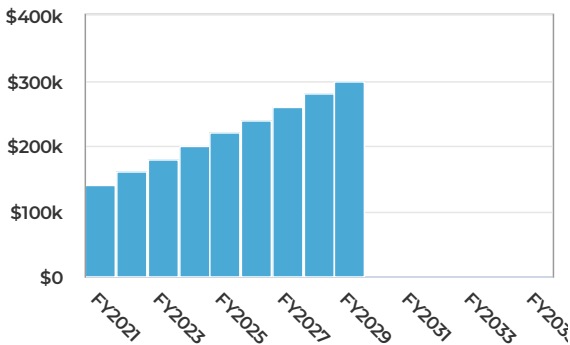
Capital Cost for All Years



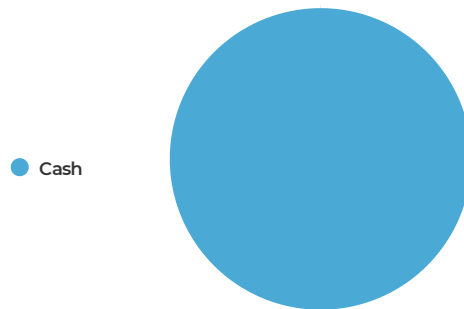
## Funding Sources

# \$1,980,000

Funding Sources by Year



Funding Sources for All Years



# Other Street and Alley Improvements

Submitted By **Chris Cardott**, Finance Director, Capital Improvements  
 Created By **Chris Cardott**, Capital Improvements

Expenses related to routine maintenance, replacement, or reconstruction of various street pavements and shoulders or curb and gutter.

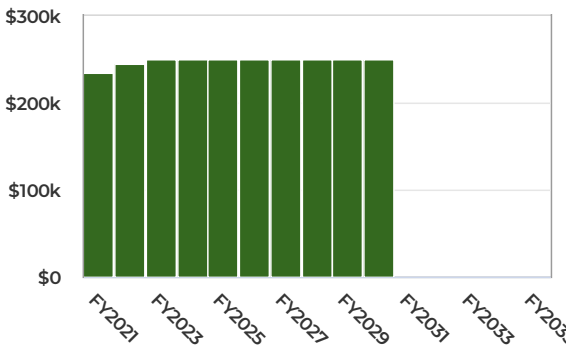


 <h3>How much will this project cost?</h3> <p>Capital Costs      \$2,480,000                  Operational Costs    \$0</p> <h2 style="color: blue;">\$2,480,000</h2>	 <h3>How much will this project save?</h3> <h2 style="color: orange;">\$0</h2>	 <h3>How much will this project earn?</h3> <h2 style="color: green;">\$0</h2>
---	---	--

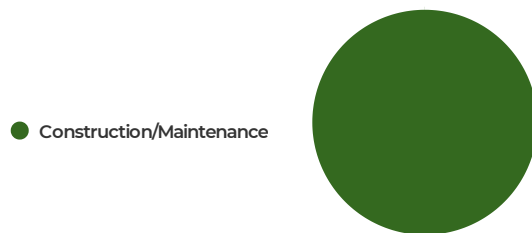
## Capital Cost

# \$2,480,000

Capital Cost by Year



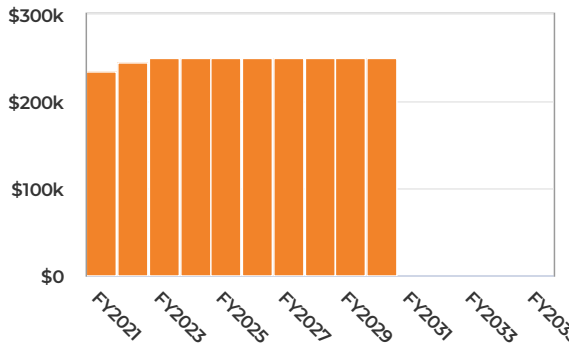
Capital Cost for All Years



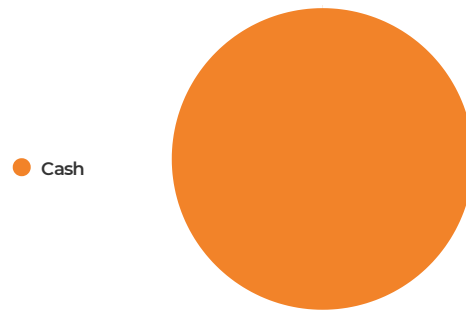
# Funding Sources

# \$2,480,000

### Funding Sources by Year



### Funding Sources for All Years



# Traffic Signalization at IL Rte 251 and Steward Rd

Submitted By Chris Cardott, Finance Director, Capital Improvements  
 Created By Chris Cardott, Capital Improvements

Traffic signalization and intersection improvements at IL Rte 251 and Steward Rd per annexation agreement with Love's Travel Stops

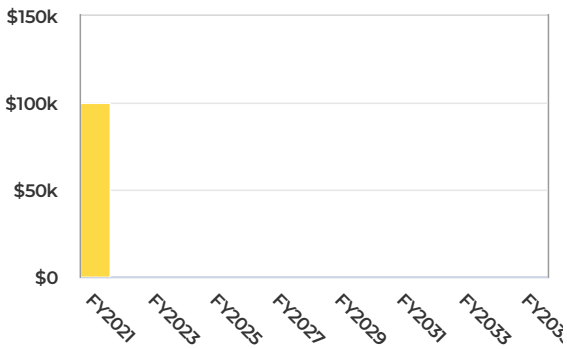


 <h3>How much will this project cost?</h3> <p>Capital Costs        \$100,000                  Operational Costs    \$0</p> <p style="font-size: 2em; font-weight: bold; color: #0056b3;">\$100,000</p>	 <h3>How much will this project save?</h3> <p style="font-size: 2em; font-weight: bold; color: #e67e22;">\$0</p>	 <h3>How much will this project earn?</h3> <p style="font-size: 2em; font-weight: bold; color: #27ae60;">\$0</p>
---	---	---


## Capital Cost

# \$100,000

Capital Cost by Year



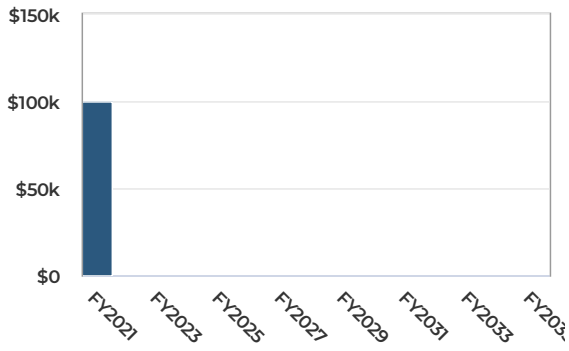
Capital Cost for All Years



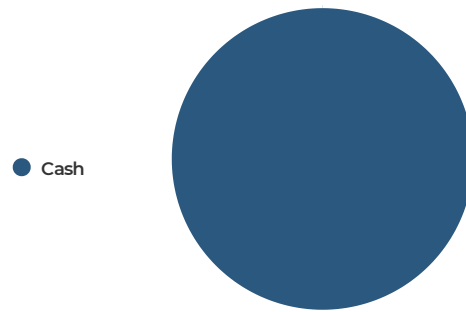
# Funding Sources

## \$100,000

Funding Sources by Year



Funding Sources for All Years



# Shared Use Path Rochelle Golf Course Phase 1

Submitted By **Chris Cardott, Finance Director, Capital Improvements**  
 Created By **Chris Cardott, Capital Improvements**

Shared use pedestrian path along IL Rte 251 west side of the Rochelle Golf Course. No existing pedestrian path or sidewalk to connect to Cleveland Avenue to Washington Street

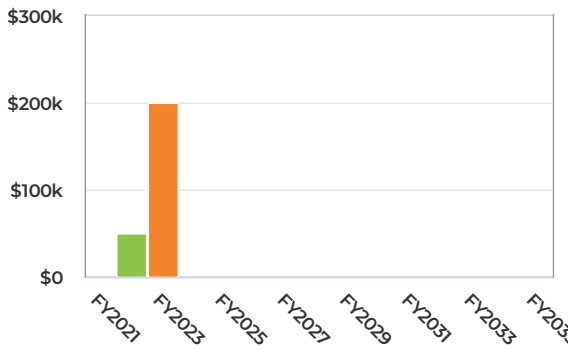


 <h3>How much will this project cost?</h3> <table border="0"> <tr> <td>Capital Costs</td> <td>\$250,000</td> </tr> <tr> <td>Operational Costs</td> <td>\$0</td> </tr> </table> <h2 style="color: blue;">\$250,000</h2>	Capital Costs	\$250,000	Operational Costs	\$0	 <h3>How much will this project save?</h3> <h2 style="color: orange;">\$0</h2>	 <h3>How much will this project earn?</h3> <h2 style="color: green;">\$0</h2>
Capital Costs	\$250,000					
Operational Costs	\$0					


## Capital Cost

# \$250,000

Capital Cost by Year



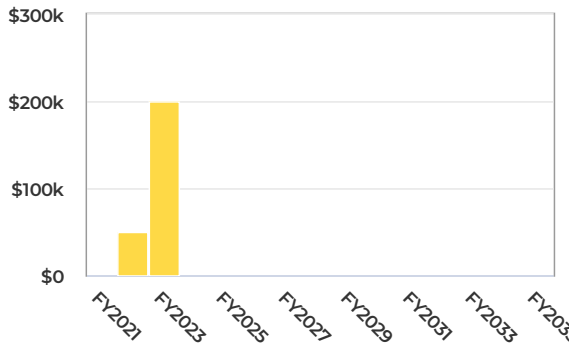
Capital Cost for All Years



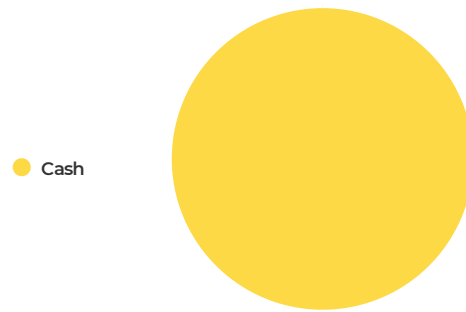
# Funding Sources

## \$250,000

### Funding Sources by Year



### Funding Sources for All Years



# IL Rte 251 Improvements Rt 38 to Fairview Drive

Submitted By **Chris Cardott**, Finance Director, Capital Improvements  
 Created By **Chris Cardott**, Capital Improvements

City participation in IDOT MYP Route 251 improvements including sidewalks, shared-use path, street lights, and storm sewer upgrades.

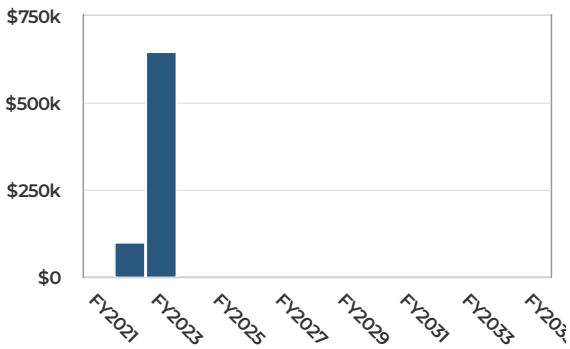


 <h3>How much will this project cost?</h3> <p>Capital Costs        \$745,000                  Operational Costs    \$0</p> <p style="font-size: 2em; font-weight: bold; color: #0056b3;">\$745,000</p>	 <h3>How much will this project save?</h3> <p style="font-size: 2em; font-weight: bold; color: #f49100;">\$0</p>	 <h3>How much will this project earn?</h3> <p style="font-size: 2em; font-weight: bold; color: #4caf50;">\$0</p>
---	---	---

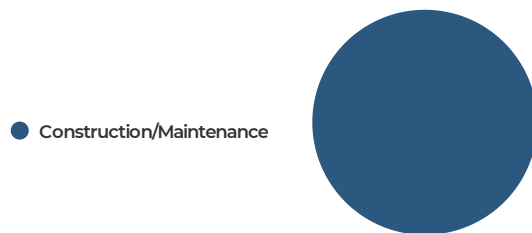
## Capital Cost

# \$745,000

Capital Cost by Year



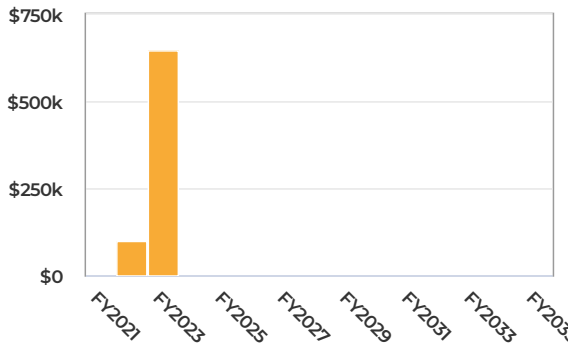
Capital Cost for All Years



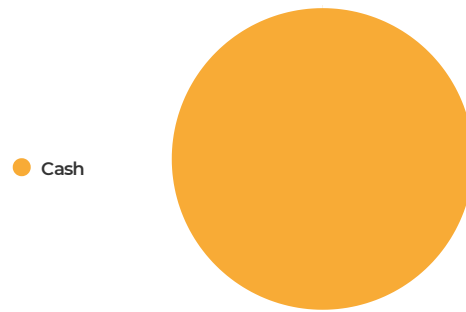
# Funding Sources

## \$745,000

Funding Sources by Year



Funding Sources for All Years



# General Bridge Maintenance and Repairs

Submitted By **Chris Cardott**, Finance Director, Capital Improvements  
 Created By **Chris Cardott**, Capital Improvements

Ongoing maintenance expenses for City bridges on the local NBIS System.

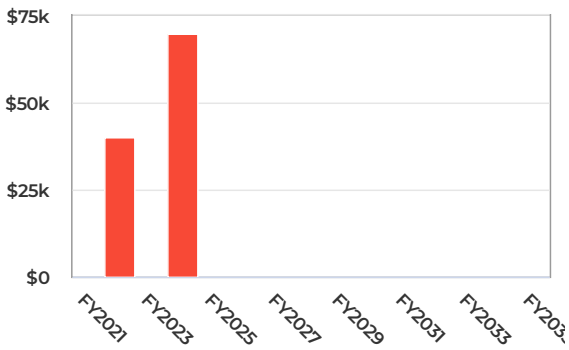


 <h3>How much will this project cost?</h3> <table border="0"> <tr> <td>Capital Costs</td> <td>\$110,000</td> </tr> <tr> <td>Operational Costs</td> <td>\$0</td> </tr> </table> <h2 style="color: blue;">\$110,000</h2>	Capital Costs	\$110,000	Operational Costs	\$0	 <h3>How much will this project save?</h3> <h2 style="color: orange;">\$0</h2>	 <h3>How much will this project earn?</h3> <h2 style="color: green;">\$0</h2>
Capital Costs	\$110,000					
Operational Costs	\$0					

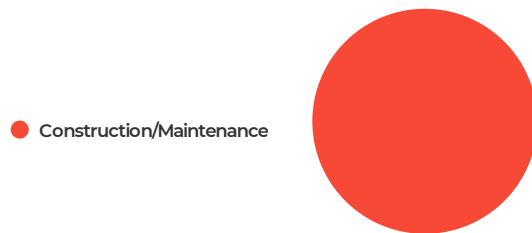
## Capital Cost

# \$110,000

Capital Cost by Year



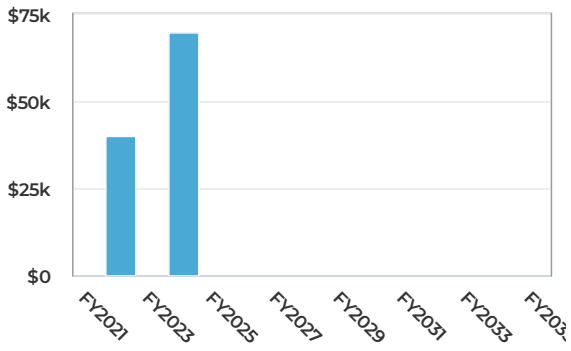
Capital Cost for All Years



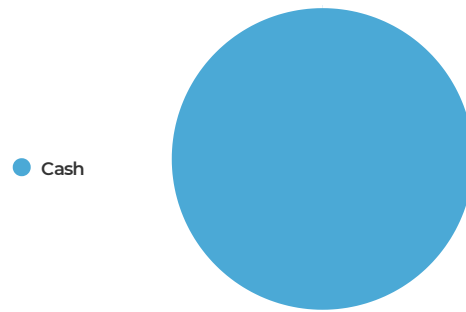
# Funding Sources

## \$110,000

### Funding Sources by Year



### Funding Sources for All Years



# Citywide Storm Sewer/Drainage Structure Improvements

Submitted By Chris Cardott, Finance Director, Capital Improvements  
 Created By Chris Cardott, Capital Improvements

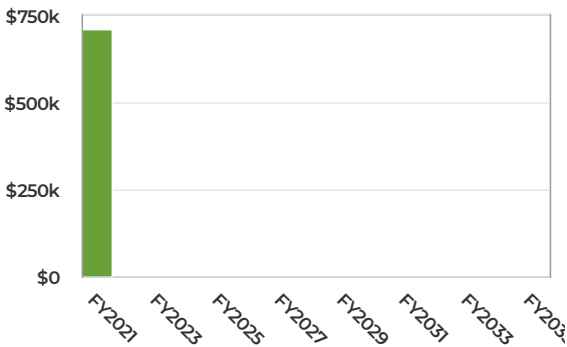
Citywide storm sewer and drainage improvements in miscellaneous areas including storm sewer upgrades, inlets, manholes, pavement replacement, curb replacement and sidewalk.

	<b>How much will this project cost?</b>		<b>How much will this project save?</b>		<b>How much will this project earn?</b>
	Capital Costs            \$710,000 Operational Costs    \$0				
	<b>\$710,000</b>		<b>\$0</b>		<b>\$0</b>

## Capital Cost

# \$710,000

Capital Cost by Year



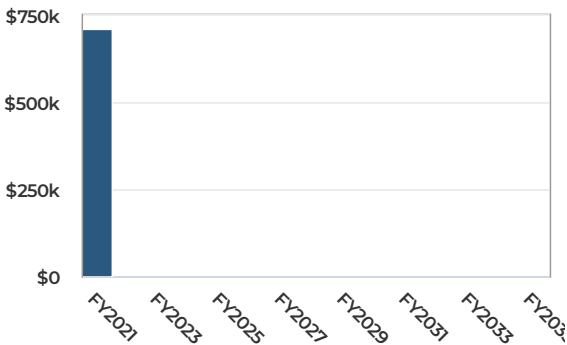
Capital Cost for All Years



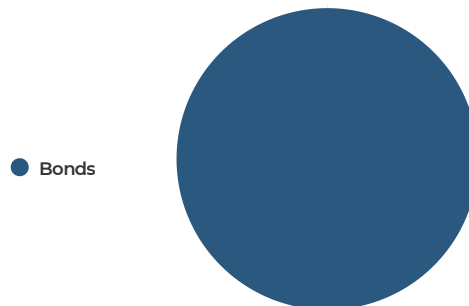
## Funding Sources

# \$710,000

Funding Sources by Year



Funding Sources for All Years



# Roof Replacement at 333 Lincoln Highway

Submitted By Chris Cardott, Finance Director, Capital Improvements  
 Created By Chris Cardott, Capital Improvements

Replace the current roof that is over 20 years old and leaks.

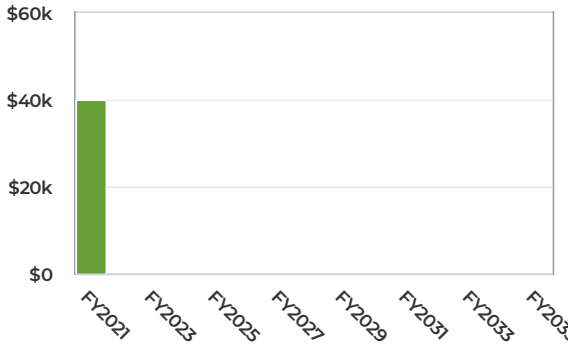


 <h3>How much will this project cost?</h3> <table border="0"> <tr> <td>Capital Costs</td> <td>\$40,000</td> </tr> <tr> <td>Operational Costs</td> <td>\$0</td> </tr> </table> <h2 style="color: blue;">\$40,000</h2>	Capital Costs	\$40,000	Operational Costs	\$0	 <h3>How much will this project save?</h3> <h2 style="color: orange;">\$0</h2>	 <h3>How much will this project earn?</h3> <h2 style="color: green;">\$0</h2>
Capital Costs	\$40,000					
Operational Costs	\$0					

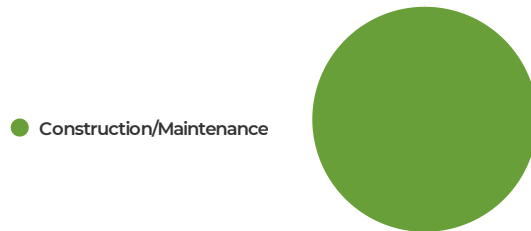
## Capital Cost

# \$40,000

Capital Cost by Year



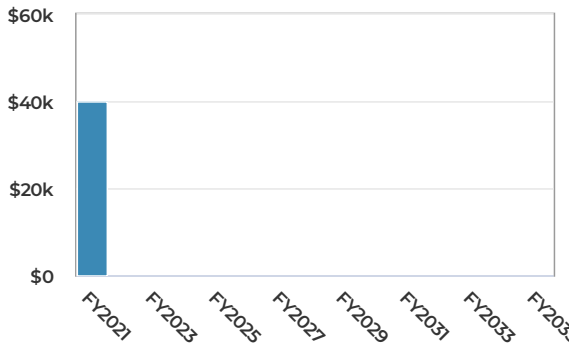
Capital Cost for All Years



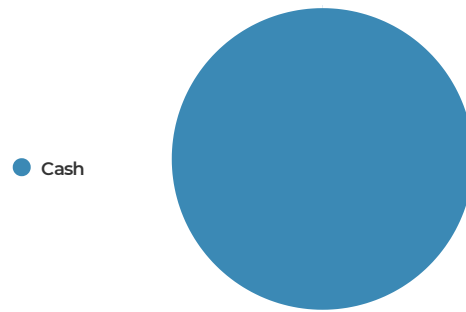
# Funding Sources

## \$40,000

Funding Sources by Year



Funding Sources for All Years



# 14th Street Drainage Improvements/Street Restore

Submitted By **Chris Cardott**, Finance Director, Capital Improvements  
 Created By **Chris Cardott**, Capital Improvements

Reconstruct existing mainline storm sewers from near Carrie Avenue south to Squires Landing Way and other associated tributary areas. Current storm sewers and drainage system infrastructure are undersized.

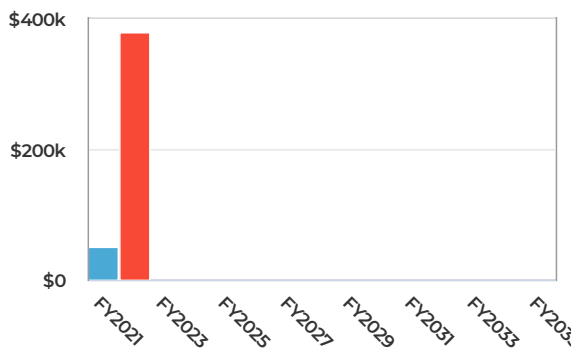


 <h3>How much will this project cost?</h3> <table border="0"> <tr> <td>Capital Costs</td> <td>\$430,000</td> </tr> <tr> <td>Operational Costs</td> <td>\$0</td> </tr> </table> <h2 style="color: blue;">\$430,000</h2>	Capital Costs	\$430,000	Operational Costs	\$0	 <h3>How much will this project save?</h3> <h2 style="color: orange;">\$0</h2>	 <h3>How much will this project earn?</h3> <h2 style="color: green;">\$0</h2>
Capital Costs	\$430,000					
Operational Costs	\$0					

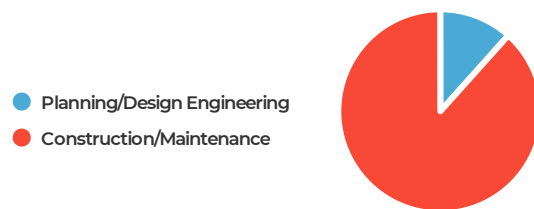
## Capital Cost

# \$430,000

Capital Cost by Year



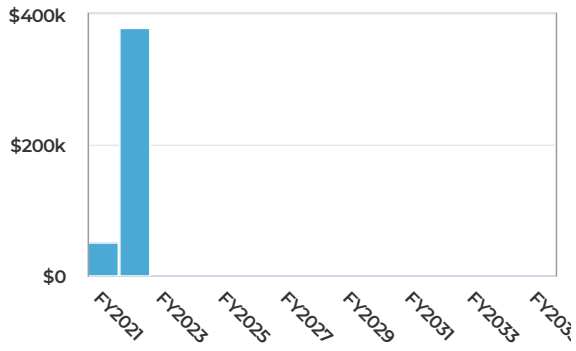
Capital Cost for All Years



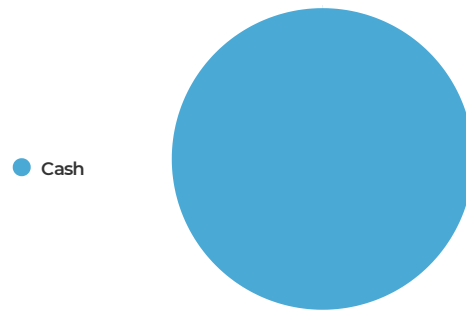
# Funding Sources

## \$430,000

Funding Sources by Year



Funding Sources for All Years



# Dement Road Extension to Wiscold Drive

Submitted By **Chris Cardott, Finance Director, Capital Improvements**  
 Created By **Chris Cardott, Capital Improvements**

Widening and rebuilding of Dement Road (south of Creston Road) to accommodate future industrial development. This arterial road will provide connection between Creston Road and Wiscold Drive.

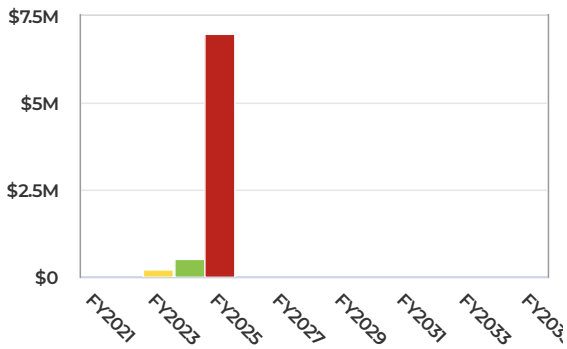


	<b>How much will this project cost?</b>		<b>How much will this project save?</b>		<b>How much will this project earn?</b>
	Capital Costs      \$7,750,000 Operational Costs    \$0				
	<b>\$7,750,000</b>		<b>\$0</b>		<b>\$0</b>

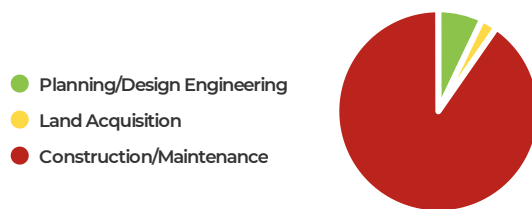
## Capital Cost

# \$7,750,000

Capital Cost by Year



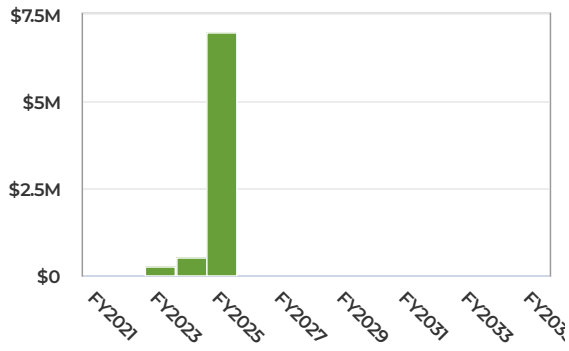
Capital Cost for All Years



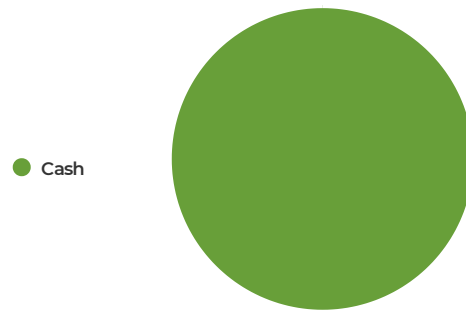
# Funding Sources

## \$7,750,000

Funding Sources by Year



Funding Sources for All Years



# Upgrade Steward Road from County Line to Elva Road

Submitted By Chris Cardott, Finance Director, Capital Improvements  
 Created By Chris Cardott, Capital Improvements

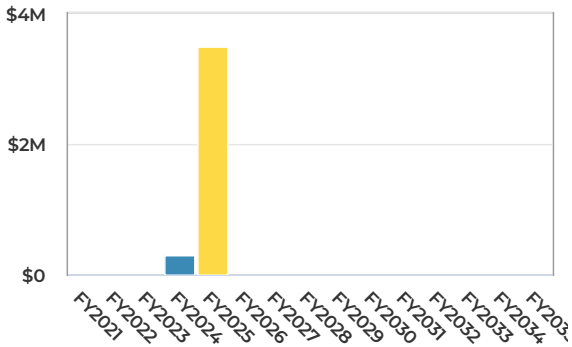
Widen and upgrade Steward Road from Lee County line to Elva Road to accomodate future traffic needs and industrial growth. This route is under the Lee County jurisdiction.

	<b>How much will this project cost?</b>		<b>How much will this project save?</b>		<b>How much will this project earn?</b>
	Capital Costs        \$3,800,000 Operational Costs    \$0				
	<b>\$3,800,000</b>		<b>\$0</b>		<b>\$0</b>

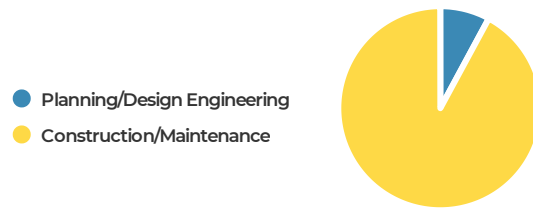
## Capital Cost

# \$3,800,000

Capital Cost by Year



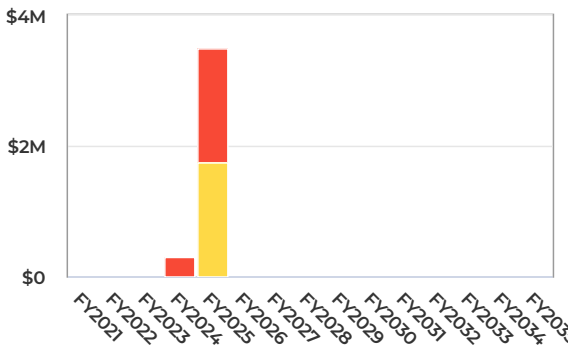
Capital Cost for All Years



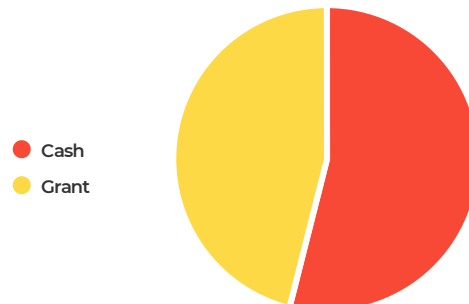
## Funding Sources

# \$3,800,000

Funding Sources by Year



Funding Sources for All Years



# Steward Road Bypass Phase 3

Submitted By **Chris Cardott, Finance Director, Capital Improvements**  
 Created By **Chris Cardott, Capital Improvements**

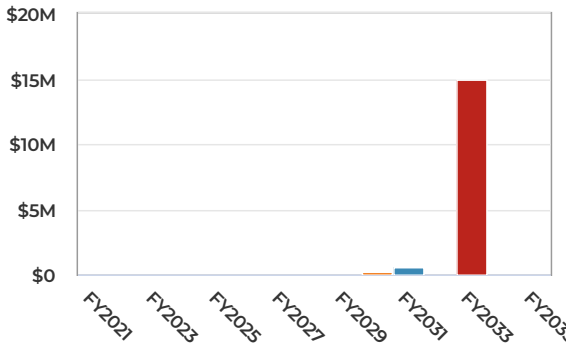
The reconstruction of Elva Road from Steward Road east that will also include an overpass over I-39 to Mulford Road. Mulford Road to Perry Road would be widened and improved to provide access to the I-39 interchange.

 <h3>How much will this project cost?</h3> <p>Capital Costs      \$15,850,000                  Operational Costs      \$0</p> <h2 style="color: blue;">\$15,850,000</h2>	 <h3>How much will this project save?</h3> <h2 style="color: orange;">\$0</h2>	 <h3>How much will this project earn?</h3> <h2 style="color: green;">\$0</h2>
---	---	--


## Capital Cost

# \$15,850,000

Capital Cost by Year



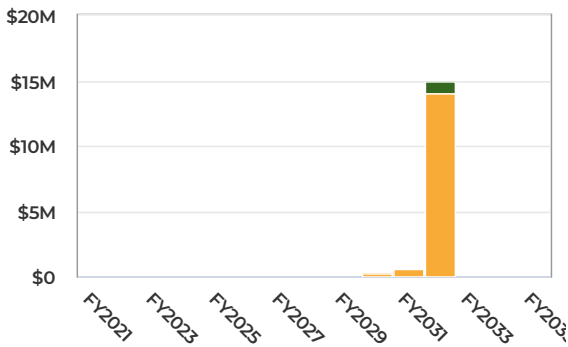
Capital Cost for All Years



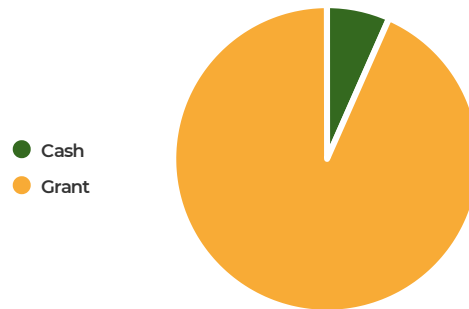
## Funding Sources

# \$15,850,000

Funding Sources by Year



Funding Sources for All Years



# Lobby Improvements at 333 Lincoln Highway

Submitted By Chris Cardott, Finance Director, Capital Improvements  
 Created By Chris Cardott, Capital Improvements

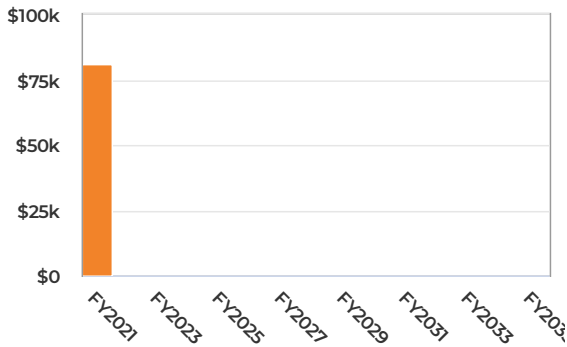
Remodel lobby and reception area by installing a pass through tray plus new walls and doors to increase safety for staff.

 <h3>How much will this project cost?</h3> <p>Capital Costs            \$81,000                  Operational Costs    \$0</p> <h2 style="color: #0056b3;">\$81,000</h2>	 <h3>How much will this project save?</h3> <h2 style="color: #e67e22;">\$0</h2>	 <h3>How much will this project earn?</h3> <h2 style="color: #27ae60;">\$0</h2>
--	--	--

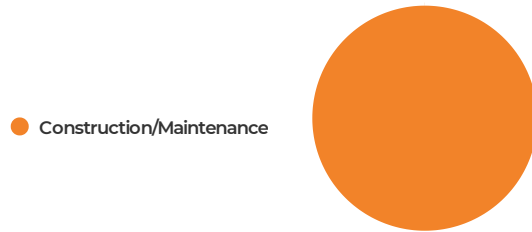
## Capital Cost

# \$81,000

Capital Cost by Year



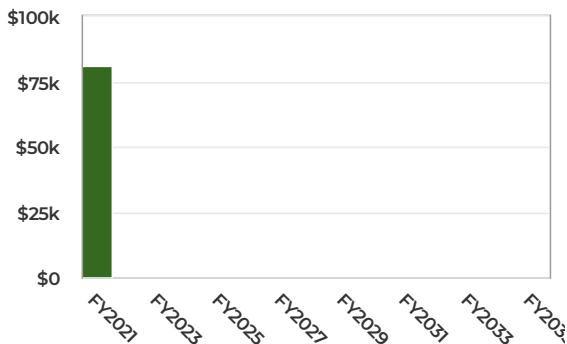
Capital Cost for All Years



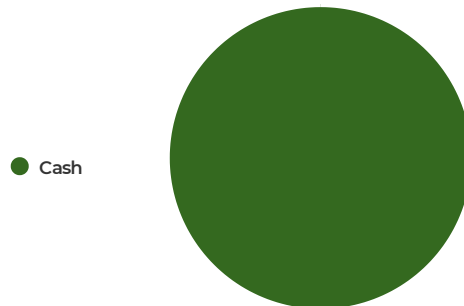
## Funding Sources

# \$81,000

Funding Sources by Year



Funding Sources for All Years



# 7th Avenue Bridge Replacement

Submitted By **Chris Cardott**, Finance Director, Capital Improvements  
 Created By **Chris Cardott**, Capital Improvements

Bridge and roadway approach removal and replacement at 7th Ave and Kyte River. Includes any required ROW acquisition or Engineering.

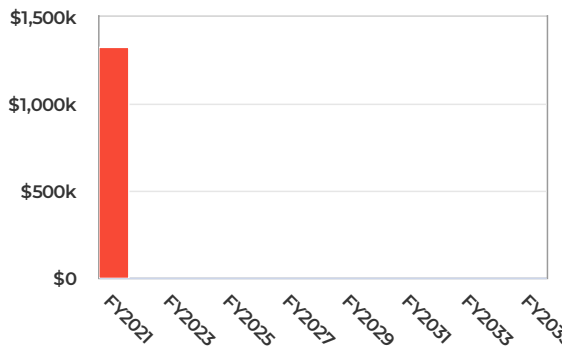


 <p><b>How much will this project cost?</b></p> <p>Capital Costs        \$1,330,000                  Operational Costs    \$0</p> <p style="font-size: 24px; font-weight: bold; color: #0056b3;">\$1,330,000</p>	 <p><b>How much will this project save?</b></p> <p style="font-size: 24px; font-weight: bold; color: #f7941d;">\$0</p>	 <p><b>How much will this project earn?</b></p> <p style="font-size: 24px; font-weight: bold; color: #4caf50;">\$0</p>
---	---	---

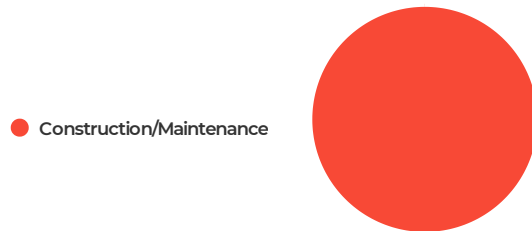
## Capital Cost

# \$1,330,000

Capital Cost by Year



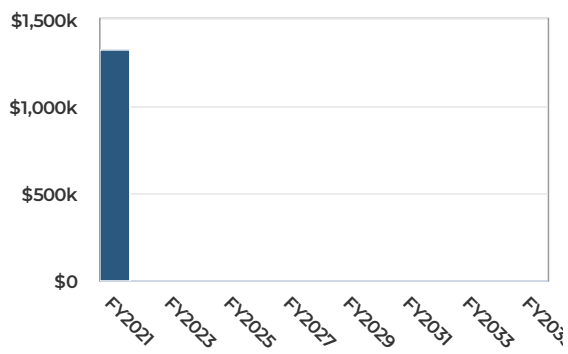
Capital Cost for All Years



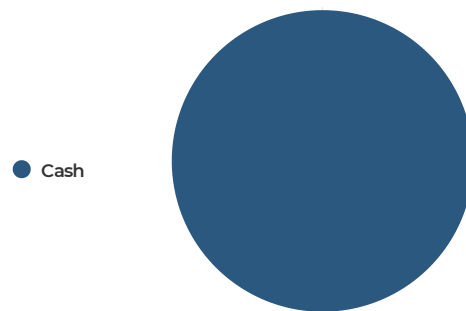
## Funding Sources

# \$1,330,000

### Funding Sources by Year



### Funding Sources for All Years



# S Main Street Improvements Phase 2 Steam Plant Road to Veterans Parkway

Submitted By **Chris Cardott**, Finance Director, Capital Improvements  
 Created By **Chris Cardott**, Capital Improvements

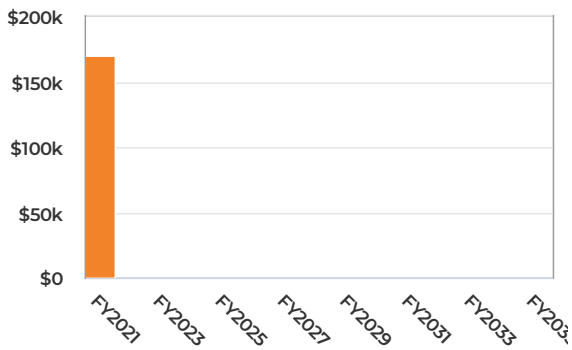
Reconstruction and widening of S Main Street from Steam Plant Road to Veterans Parkway. This project is partially funded with MFT EDP funds through IDOT.

 <h3>How much will this project cost?</h3> <table border="0"> <tr> <td>Capital Costs</td> <td>\$170,000</td> </tr> <tr> <td>Operational Costs</td> <td>\$0</td> </tr> </table> <h2 style="color: #0056b3;">\$170,000</h2>	Capital Costs	\$170,000	Operational Costs	\$0	 <h3>How much will this project save?</h3> <h2 style="color: #e67e22;">\$0</h2>	 <h3>How much will this project earn?</h3> <h2 style="color: #27ae60;">\$0</h2>
Capital Costs	\$170,000					
Operational Costs	\$0					


## Capital Cost

# \$170,000

Capital Cost by Year



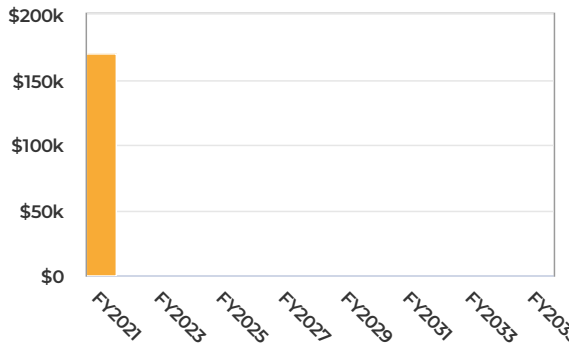
Capital Cost for All Years



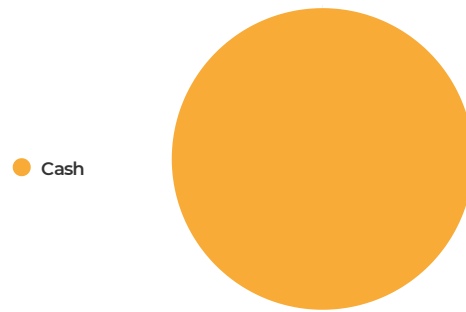
# Funding Sources

## \$170,000

### Funding Sources by Year



### Funding Sources for All Years



# South Main Street/Steward Road Improvements

Submitted By Chris Cardott, Finance Director, Capital Improvements  
 Created By Chris Cardott, Capital Improvements

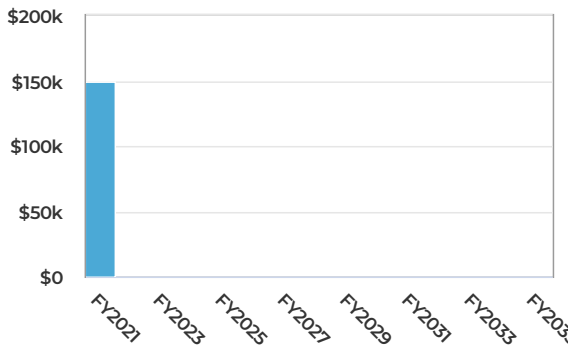
Remaining expenses associated with the reconstruction of S Main Street substantially built in 2020 from Steward Rd to Steam Plant Rd.

 <h3>How much will this project cost?</h3>	 <h3>How much will this project save?</h3>	 <h3>How much will this project earn?</h3>
Capital Costs            \$150,000 Operational Costs    \$0		
<b>\$150,000</b>	<b>\$0</b>	<b>\$0</b>

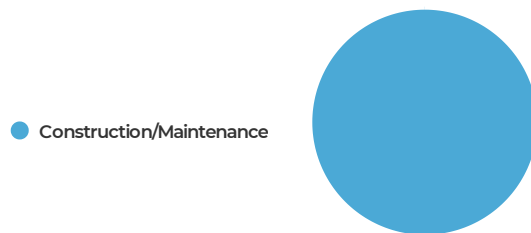
## Capital Cost

# \$150,000

Capital Cost by Year



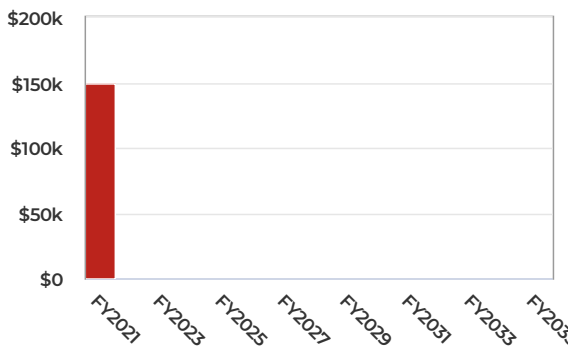
Capital Cost for All Years



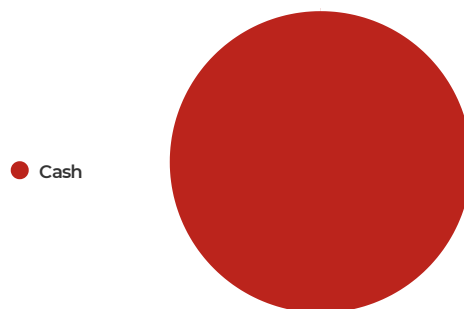
## Funding Sources

# \$150,000

Funding Sources by Year



Funding Sources for All Years



# Flagg Road/20th Street Improvements - Joint Project with Ogle County

Submitted By **Chris Cardott, Finance Director, Capital Improvements**  
 Created By **Chris Cardott, Capital Improvements**

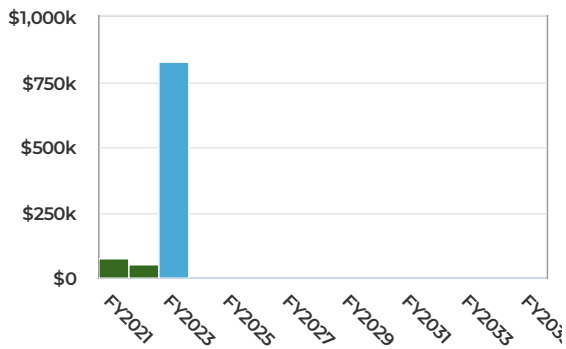
Improvements to the greater intersection geometrics, traffic signals, and approach lanes of Flagg Rd and 20th St. Preliminary engineering and ROW acquisition is expected in 2021 and 2022 pending an intergovernmental agreement with Ogle County.

 <h3>How much will this project cost?</h3> <p>Capital Costs            \$950,000                  Operational Costs    \$0</p> <h2 style="color: blue;">\$950,000</h2>	 <h3>How much will this project save?</h3> <h2 style="color: orange;">\$0</h2>	 <h3>How much will this project earn?</h3> <h2 style="color: green;">\$0</h2>
---	---	--

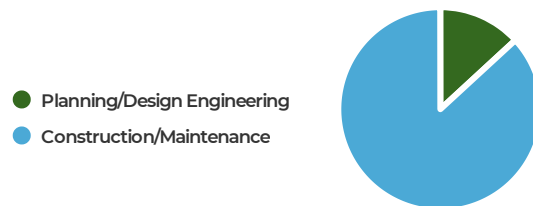
## Capital Cost

# \$950,000

Capital Cost by Year



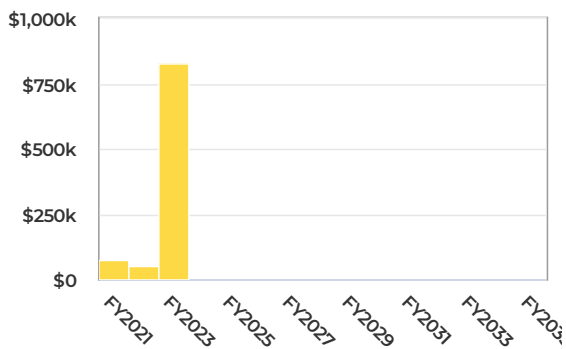
Capital Cost for All Years



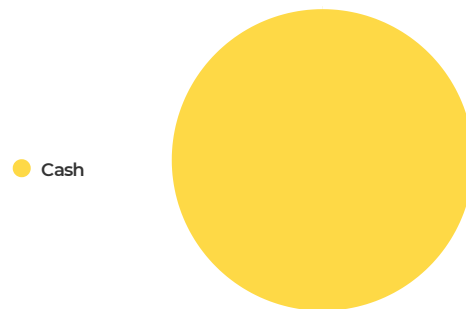
## Funding Sources

# \$950,000

Funding Sources by Year



Funding Sources for All Years



# Illinois Rebuild Program P3 Roadway Project

Submitted By Chris Cardott, Finance Director, Capital Improvements  
 Created By Chris Cardott, Capital Improvements

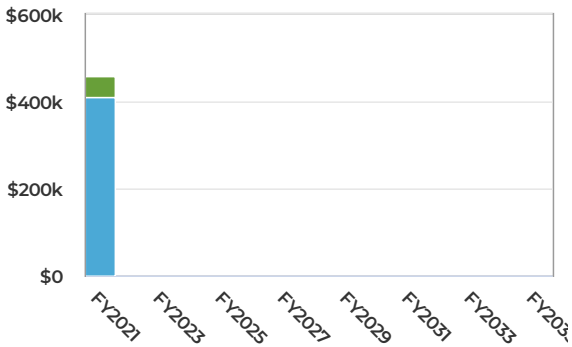
Use Illinois Rebuild funds within timeframe and eligible transportation projects as defined in the IDOT funding criteria.

 <h3>How much will this project cost?</h3> <p>Capital Costs      \$460,000                  Operational Costs      \$0</p> <h2 style="color: blue;">\$460,000</h2>	 <h3>How much will this project save?</h3> <h2 style="color: orange;">\$0</h2>	 <h3>How much will this project earn?</h3> <h2 style="color: green;">\$0</h2>
---	---	--

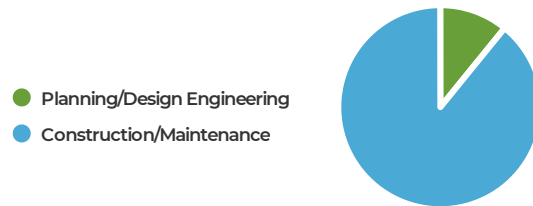
## Capital Cost

# \$460,000

Capital Cost by Year



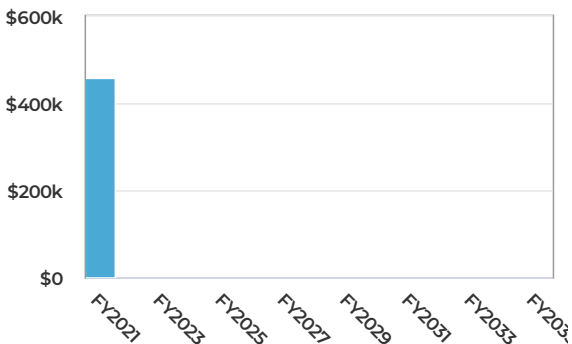
Capital Cost for All Years



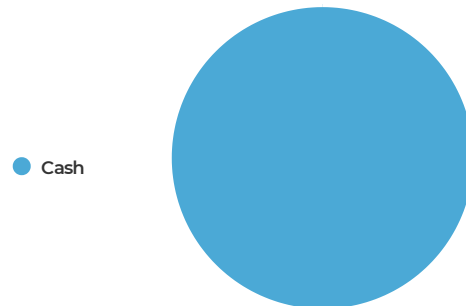
## Funding Sources

# \$460,000

Funding Sources by Year



Funding Sources for All Years



# 4th Ave/6th St/Kyte River St Stormwater and Drainage Improvements

Submitted By Chris Cardott, Finance Director, Capital Improvements  
 Created By Chris Cardott, Capital Improvements

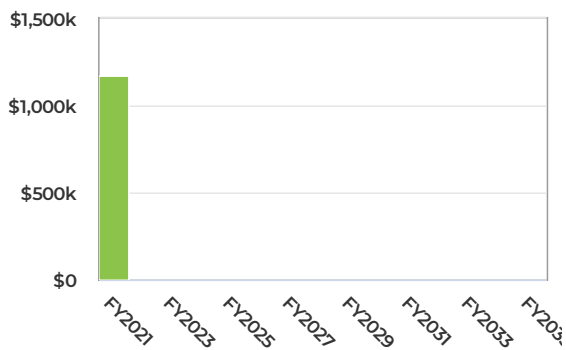
Stormwater and drainage improvements along 4th Ave, 6th St, and Kyte River St.

 <h3>How much will this project cost?</h3>	 <h3>How much will this project save?</h3>	 <h3>How much will this project earn?</h3>
Capital Costs            \$1,175,000 Operational Costs    \$0		
<b>\$1,175,000</b>	<b>\$0</b>	<b>\$0</b>

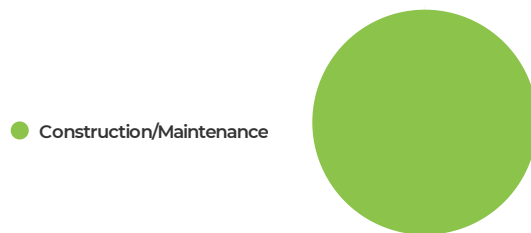
## Capital Cost

# \$1,175,000

Capital Cost by Year



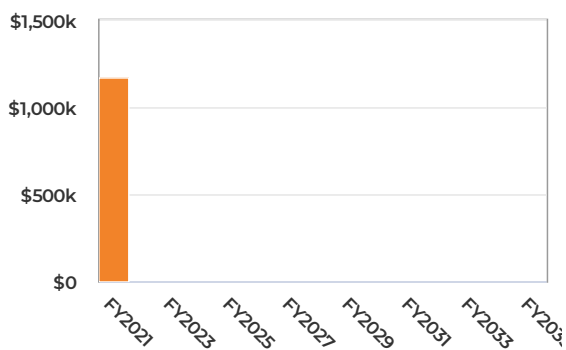
Capital Cost for All Years



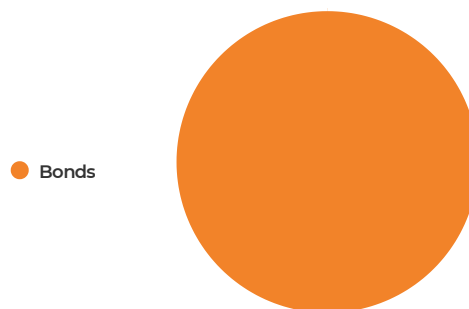
## Funding Sources

# \$1,175,000

Funding Sources by Year



Funding Sources for All Years



# Municipal Bridge Replacement

Submitted By Chris Cardott, Finance Director, Capital Improvements  
Created By Chris Cardott, Capital Improvements

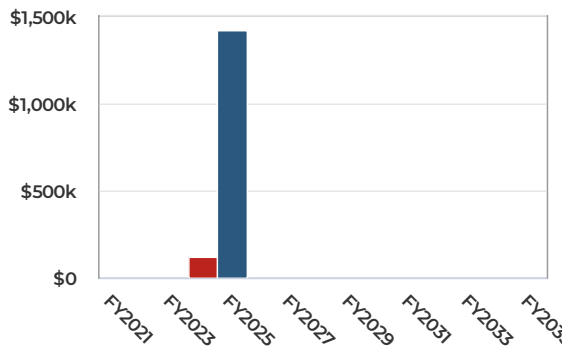
Municipal bridge replacement

 <b>How much will this project cost?</b>  Capital Costs        \$1,550,000 Operational Costs    \$0  <b>\$1,550,000</b>	 <b>How much will this project save?</b>  <b>\$0</b>	 <b>How much will this project earn?</b>  <b>\$0</b>
---	---	---

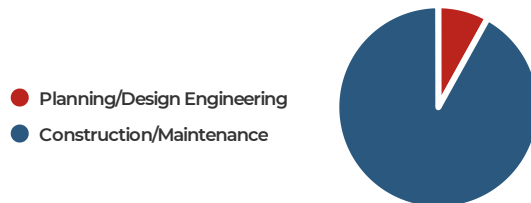
## Capital Cost

# \$1,550,000

### Capital Cost by Year



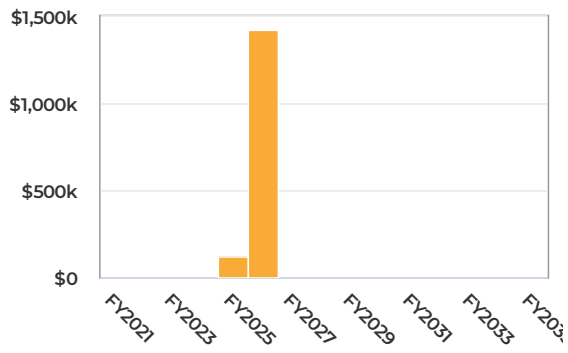
### Capital Cost for All Years



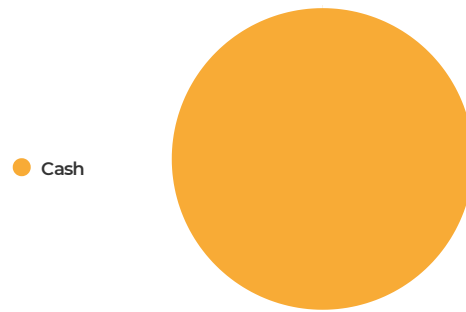
## Funding Sources

# \$1,550,000

### Funding Sources by Year



### Funding Sources for All Years



# Municipal Box Culvert Replacement

Submitted By Chris Cardott, Finance Director, Capital Improvements  
 Created By Chris Cardott, Capital Improvements

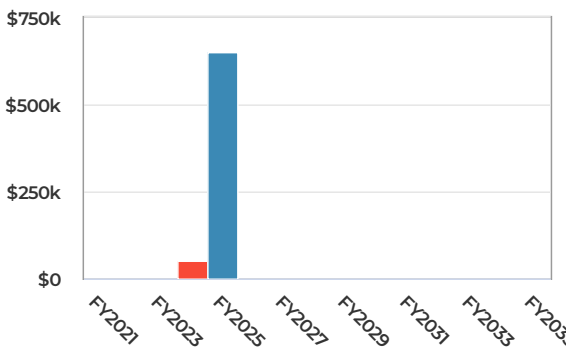
Municipal box culvert replacement

 <h3>How much will this project cost?</h3>	 <h3>How much will this project save?</h3>	 <h3>How much will this project earn?</h3>
Capital Costs            \$700,000 Operational Costs    \$0		
<b>\$700,000</b>	<b>\$0</b>	<b>\$0</b>

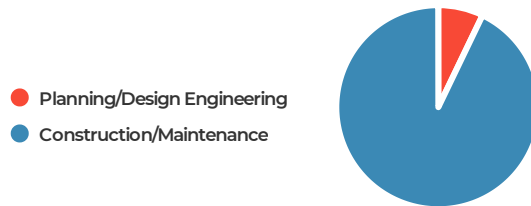
## Capital Cost

# \$700,000

Capital Cost by Year



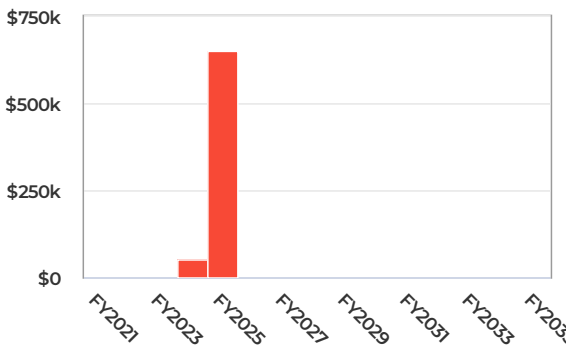
Capital Cost for All Years



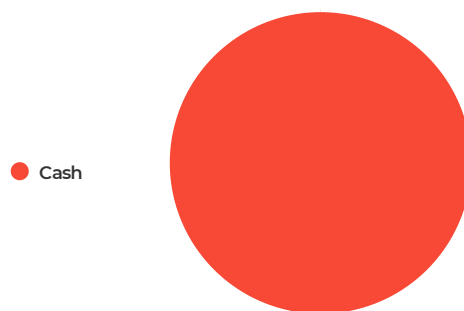
## Funding Sources

# \$700,000

Funding Sources by Year



Funding Sources for All Years



# 2nd Avenue Improvements at Washington Street/Rt 251

Submitted By **Chris Cardott**, Finance Director, Capital Improvements  
 Created By **Chris Cardott**, Capital Improvements

Street and on street parking improvements, sidewalk, curb and gutter along 2nd Avenue and offsite improvements along the south side of 2nd Ave to provide for greenspace and stormwater detention to improve the downtown area and cleanup blighted areas.

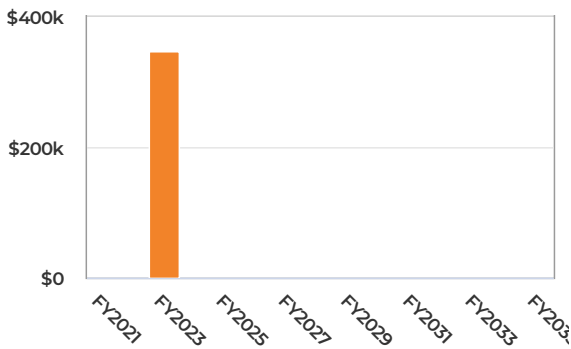


 <h3>How much will this project cost?</h3> <table border="0"> <tr> <td>Capital Costs</td> <td>\$348,000</td> </tr> <tr> <td>Operational Costs</td> <td>\$0</td> </tr> </table> <h2 style="color: blue;">\$348,000</h2>	Capital Costs	\$348,000	Operational Costs	\$0	 <h3>How much will this project save?</h3> <h2 style="color: orange;">\$0</h2>	 <h3>How much will this project earn?</h3> <h2 style="color: green;">\$0</h2>
Capital Costs	\$348,000					
Operational Costs	\$0					

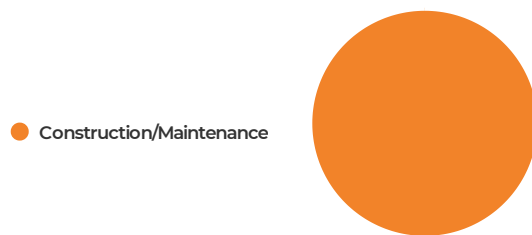
## Capital Cost

# \$348,000

Capital Cost by Year



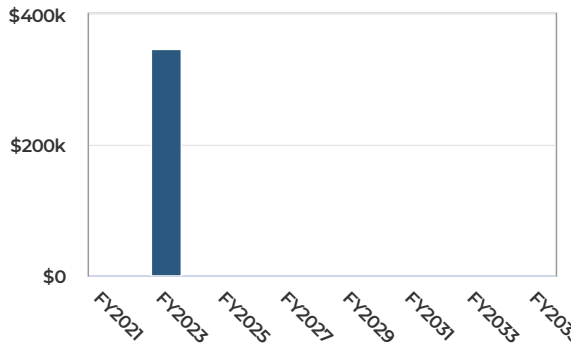
Capital Cost for All Years



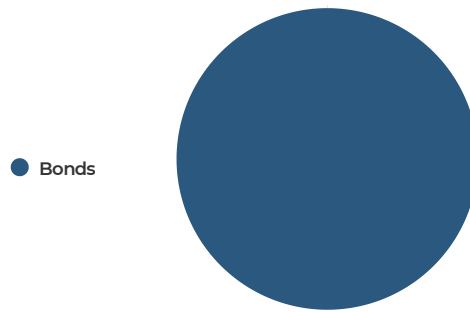
# Funding Sources

## \$348,000

Funding Sources by Year



Funding Sources for All Years



---

# **CUSTOMER ACCOUNTING REQUESTS**

---

# HVAC Replacement at 333 Lincoln Highway

Submitted By Chris Cardott, Finance Director, Customer Accounting  
 Created By Chris Cardott, Customer Accounting

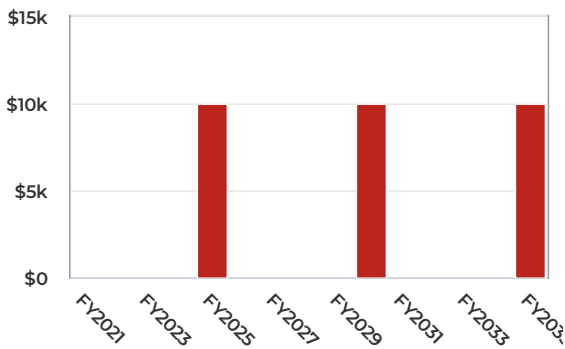
Replace 2 HVAC units

 <h3>How much will this project cost?</h3> <table border="0"> <tr> <td>Capital Costs</td> <td>\$30,000</td> </tr> <tr> <td>Operational Costs</td> <td>\$0</td> </tr> </table> <h2 style="color: blue;">\$30,000</h2>	Capital Costs	\$30,000	Operational Costs	\$0	 <h3>How much will this project save?</h3> <h2 style="color: orange;">\$0</h2>	 <h3>How much will this project earn?</h3> <h2 style="color: green;">\$0</h2>
Capital Costs	\$30,000					
Operational Costs	\$0					

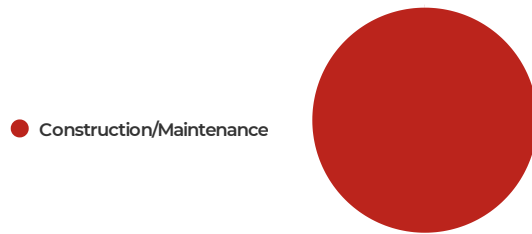
## Capital Cost

# \$30,000

Capital Cost by Year



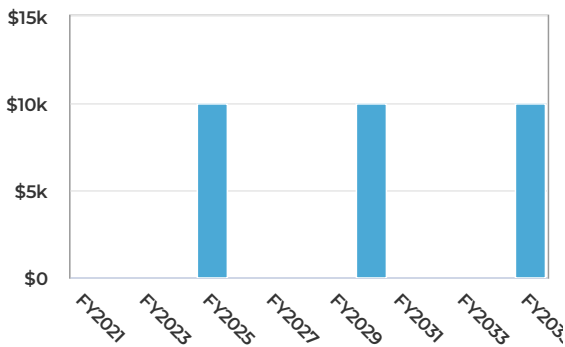
Capital Cost for All Years



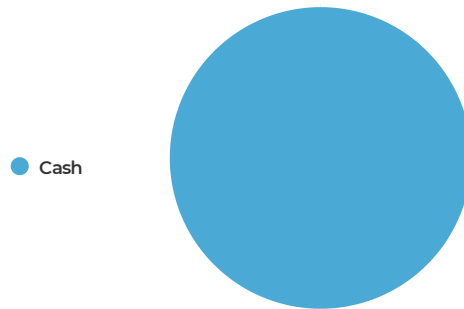
## Funding Sources

# \$30,000

Funding Sources by Year



Funding Sources for All Years



# Parking Lot Improvements at 333 Lincoln Highway

Submitted By Chris Cardott, Finance Director, Customer Accounting  
 Created By Chris Cardott, Customer Accounting

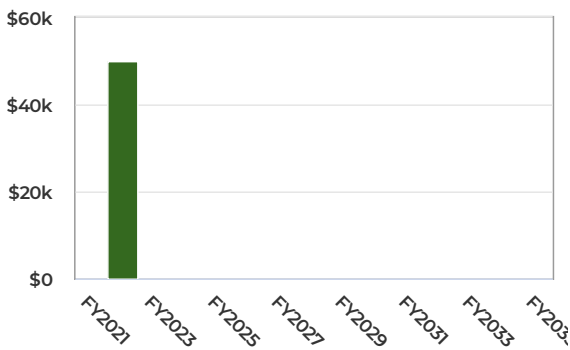
The parking lot at 333 Lincoln Highway has some areas that need repair.

 <h3>How much will this project cost?</h3> <table border="0"> <tr> <td>Capital Costs</td> <td>\$50,000</td> </tr> <tr> <td>Operational Costs</td> <td>\$0</td> </tr> </table> <h2 style="color: blue;">\$50,000</h2>	Capital Costs	\$50,000	Operational Costs	\$0	 <h3>How much will this project save?</h3> <h2 style="color: orange;">\$0</h2>	 <h3>How much will this project earn?</h3> <h2 style="color: green;">\$0</h2>
Capital Costs	\$50,000					
Operational Costs	\$0					

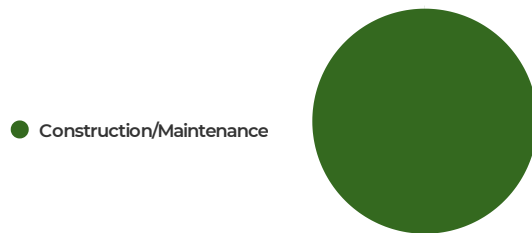
## Capital Cost

# \$50,000

Capital Cost by Year



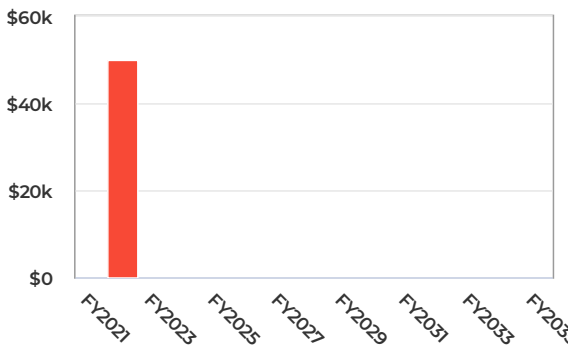
Capital Cost for All Years




## Funding Sources

# \$50,000

Funding Sources by Year



Funding Sources for All Years



---

# **FIRE REQUESTS**

---

# Training Facility

Submitted By **Chris Cardott, Finance Director, Fire**  
 Created By **Chris Cardott, Fire**

Build training facility for Rochelle and Ogle-Lee firefighters. Currently, the 13 fulltime members and 25 volunteer members utilize the back parking lot and occasionally donated properties for training. This facility would be used for live fire training which is essential to the health and safety of the department and community. This is a joint project with the Ogle-Lee Fire Protection District and its 60 firefighters. The facility would also accommodate police training.

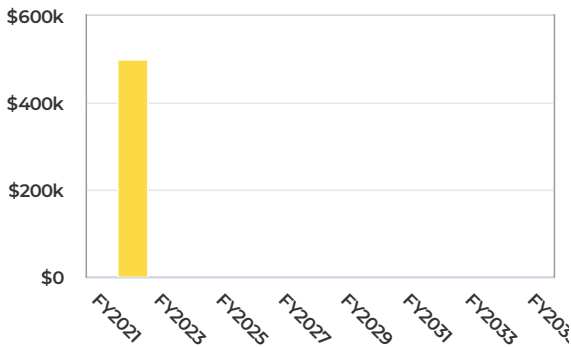


<div style="text-align: center;">  <h3>How much will this project cost?</h3> </div> <table style="width: 100%; margin-top: 10px;"> <tr> <td style="width: 60%;">Capital Costs</td> <td style="text-align: right;">\$500,000</td> </tr> <tr> <td>Operational Costs</td> <td style="text-align: right;">\$0</td> </tr> </table> <div style="text-align: center; margin-top: 20px;"> <h2 style="color: #0056b3;">\$500,000</h2> </div>	Capital Costs	\$500,000	Operational Costs	\$0	<div style="text-align: center;">  <h3>How much will this project save?</h3> </div> <div style="text-align: center; margin-top: 20px;"> <h2 style="color: #e67e22;">\$0</h2> </div>	<div style="text-align: center;">  <h3>How much will this project earn?</h3> </div> <div style="text-align: center; margin-top: 20px;"> <h2 style="color: #27ae60;">\$0</h2> </div>
Capital Costs	\$500,000					
Operational Costs	\$0					

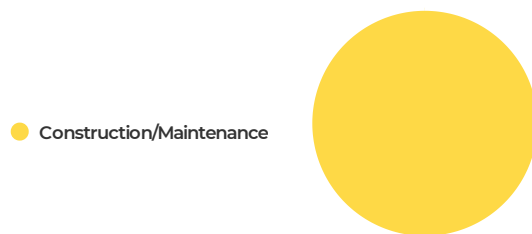
## Capital Cost

# \$500,000

Capital Cost by Year



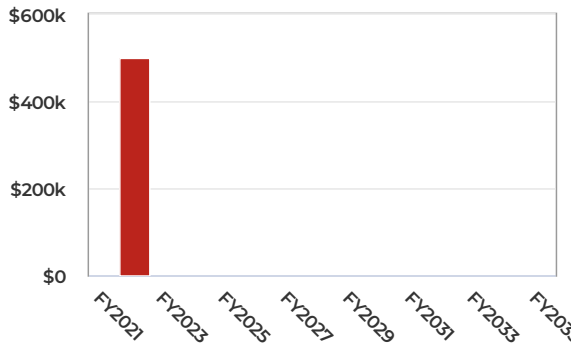
Capital Cost for All Years



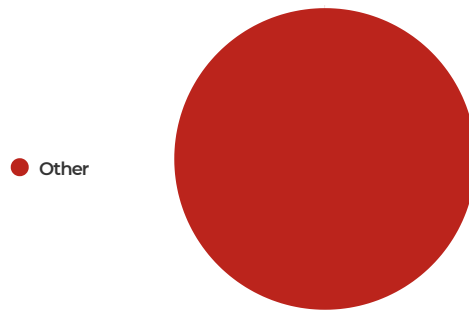
# Funding Sources

## \$500,000

Funding Sources by Year



Funding Sources for All Years



# Cardiac Monitor/Defibrillator Replacements

Submitted By **Chris Cardott, Finance Director, Fire**  
 Created By **Chris Cardott, Fire**

Replace three cardiac monitors/defibrillators in each of the three ambulances. This is the last of the three that need to be purchased.

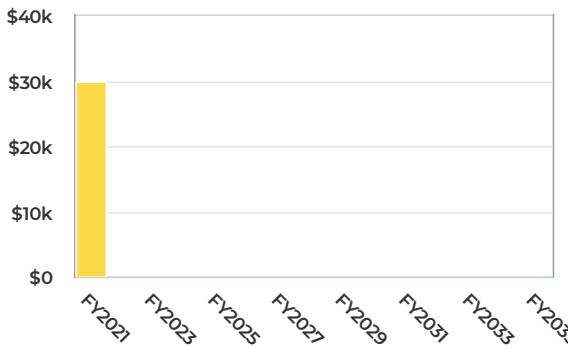


	<b>How much will this project cost?</b>		<b>How much will this project save?</b>		<b>How much will this project earn?</b>
	Capital Costs            \$30,000 Operational Costs       \$0				
	<b>\$30,000</b>		<b>\$0</b>		<b>\$0</b>

## Capital Cost

# \$30,000

Capital Cost by Year



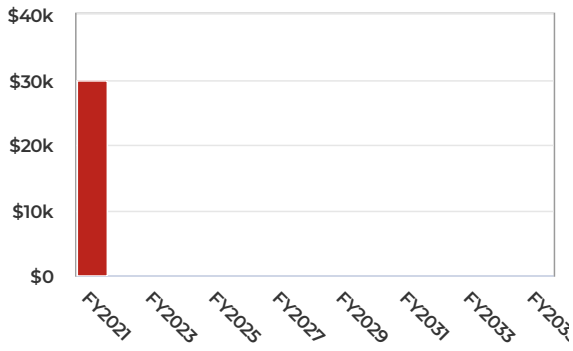
Capital Cost for All Years



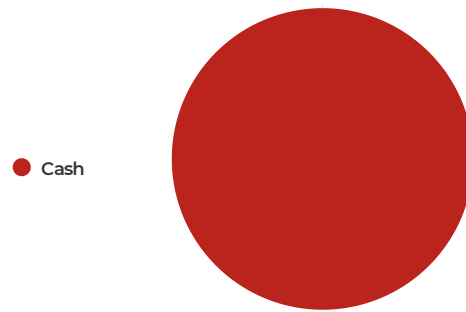
# Funding Sources

# \$30,000

### Funding Sources by Year



### Funding Sources for All Years



# Second Fire Station

Submitted By **Chris Cardott, Finance Director, Fire**  
 Created By **Chris Cardott, Fire**

This project proposes the construction of an additional fire station within the City of Rochelle. The benefits would be improved response time and additional staff and equipment.

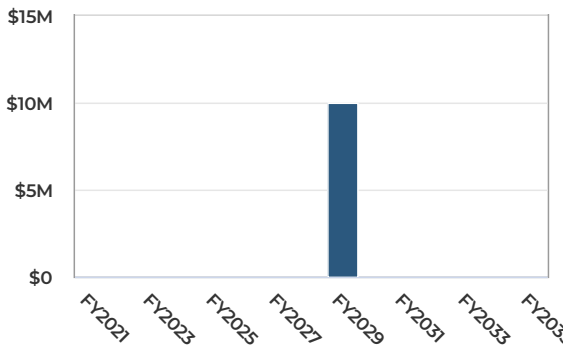


 <h3>How much will this project cost?</h3> <p>Capital Costs      \$10,000,000                  Operational Costs      \$0</p> <h2 style="color: blue;">\$10,000,000</h2>	 <h3>How much will this project save?</h3> <h2 style="color: orange;">\$0</h2>	 <h3>How much will this project earn?</h3> <h2 style="color: green;">\$0</h2>
---	---	--

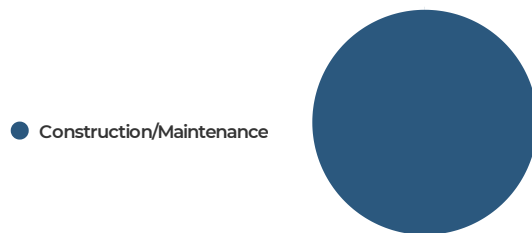
## Capital Cost

# \$10,000,000

Capital Cost by Year



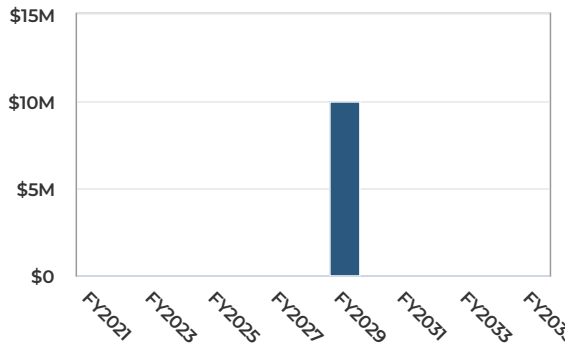
Capital Cost for All Years



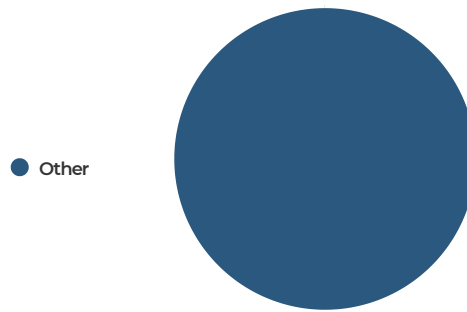
# Funding Sources

# \$10,000,000

### Funding Sources by Year



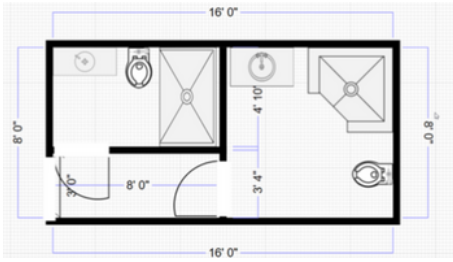
### Funding Sources for All Years



# Dorm and Bathroom Remodel

Submitted By **Chris Cardott, Finance Director, Fire**  
 Created By **Chris Cardott, Fire**

The project is to divide the current common dorm into 5 individual rooms, along with the addition of an emergency exit that leads to the exterior of the building. The second project is to remodel the shower room. Currently, the shower room consists of a single non-private shower in a bathroom with two toilets and a urinal.

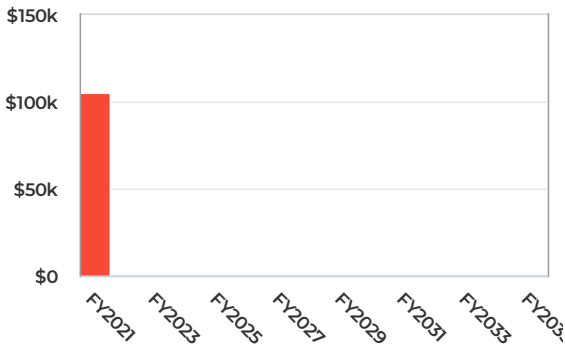


 <h3>How much will this project cost?</h3> <p>Capital Costs      \$105,000                  Operational Costs      \$0</p> <h2 style="color: blue;">\$105,000</h2>	 <h3>How much will this project save?</h3> <h2 style="color: orange;">\$0</h2>	 <h3>How much will this project earn?</h3> <h2 style="color: green;">\$0</h2>
---	---	--

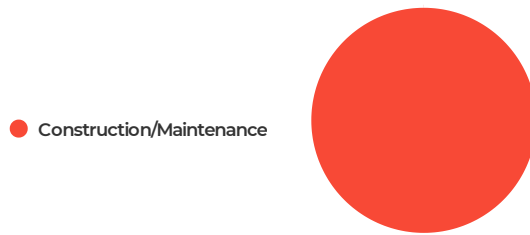
## Capital Cost

# \$105,000

Capital Cost by Year



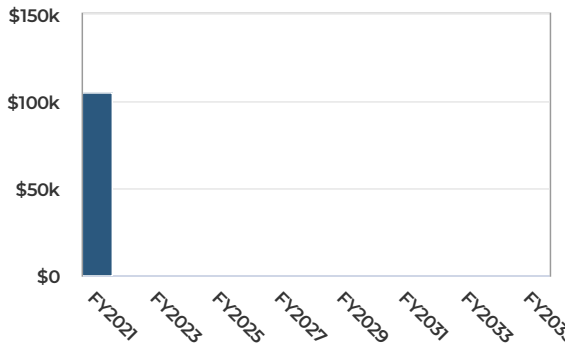
Capital Cost for All Years



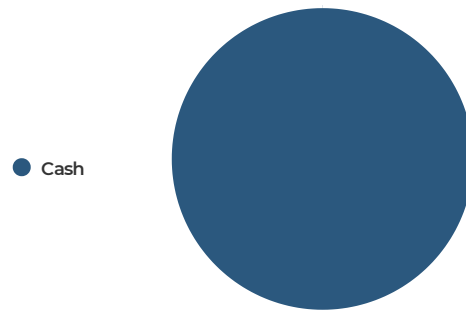
# Funding Sources

## \$105,000

Funding Sources by Year



Funding Sources for All Years



# SCBA Replacements

Submitted By **Chris Cardott, Finance Director, Fire**  
 Created By **Chris Cardott, Fire**

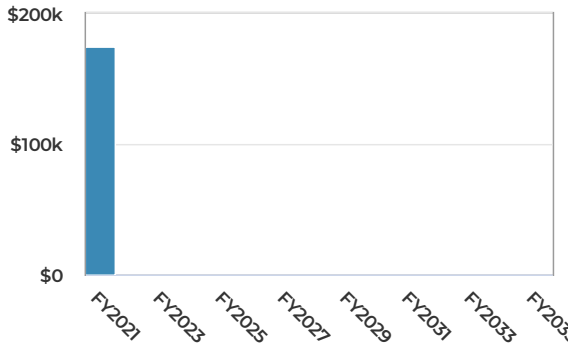
This purchase will replace all Rochelle SCBAs with SCBAs meeting the most up to date NFPA standards. 95% of this purchase is offset by a Federal Assistance to Firefighters Grant that we were recently awarded.

 <h3>How much will this project cost?</h3> <table border="0"> <tr> <td>Capital Costs</td> <td>\$175,000</td> </tr> <tr> <td>Operational Costs</td> <td>\$0</td> </tr> </table> <h2 style="color: blue;">\$175,000</h2>	Capital Costs	\$175,000	Operational Costs	\$0	 <h3>How much will this project save?</h3> <h2 style="color: orange;">\$0</h2>	 <h3>How much will this project earn?</h3> <h2 style="color: green;">\$0</h2>
Capital Costs	\$175,000					
Operational Costs	\$0					

## Capital Cost

# \$175,000

Capital Cost by Year



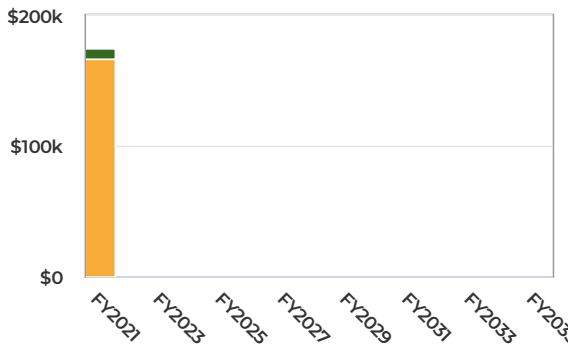
Capital Cost for All Years



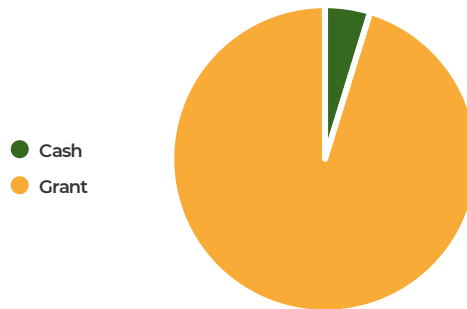
## Funding Sources

# \$175,000

Funding Sources by Year



Funding Sources for All Years



---

# **AMBULANCE REQUESTS**

---

# Ladder Truck

Submitted By **Chris Cardott, Finance Director, Ambulance**  
 Created By **Chris Cardott, Ambulance**

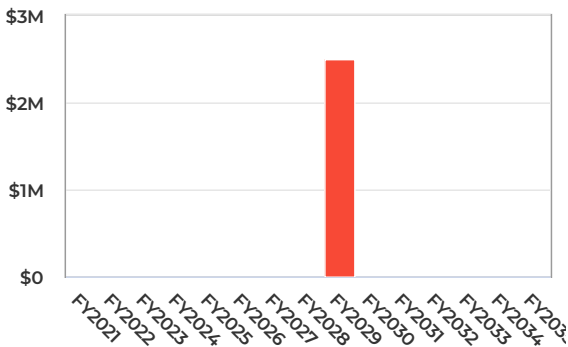
Replacement of the 2000 Alexis Ladder Truck. The useful life of a ladder truck is 30 years. Ladder trucks are essential equipment for multistory fire and rescue. Ladder trucks over 30 years old have a detrimental effect on the City's ISO score.

 <h3>How much will this project cost?</h3> <p>Capital Costs      \$2,500,000                  Operational Costs    \$0</p> <h2 style="color: blue;">\$2,500,000</h2>	 <h3>How much will this project save?</h3> <h2 style="color: orange;">\$0</h2>	 <h3>How much will this project earn?</h3> <h2 style="color: green;">\$0</h2>
---	---	--

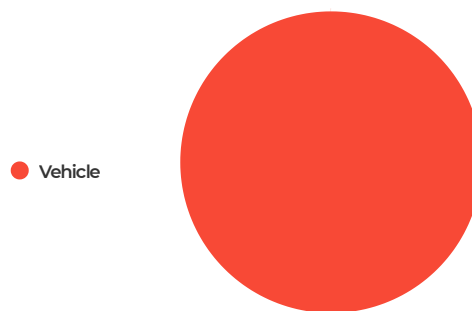
## Capital Cost

# \$2,500,000

Capital Cost by Year



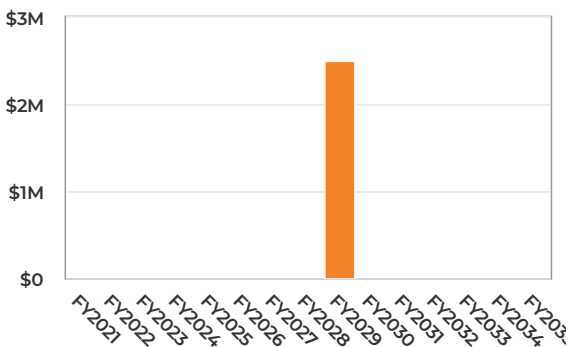
Capital Cost for All Years



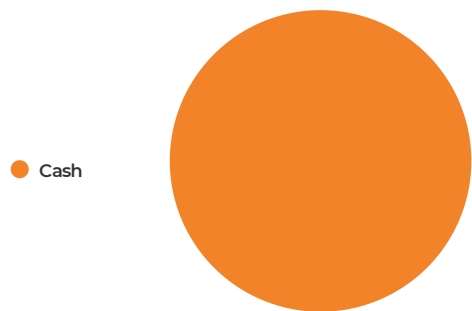
## Funding Sources

# \$2,500,000

Funding Sources by Year



Funding Sources for All Years



# Ambulance

Submitted By **Chris Cardott, Finance Director, Ambulance**  
Created By **Chris Cardott, Ambulance**

Ambulance replacement due to age and mileage

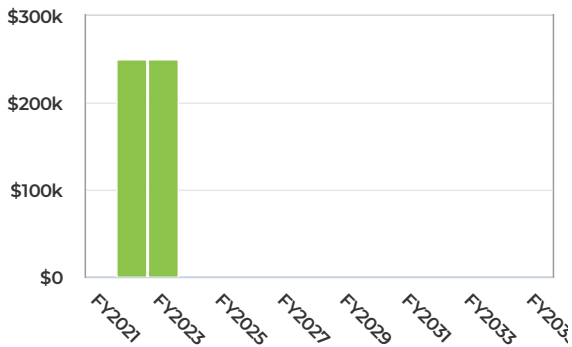


 <b>How much will this project cost?</b>  Capital Costs            \$500,000 Operational Costs      \$0  <b>\$500,000</b>	 <b>How much will this project save?</b>  <b>\$0</b>	 <b>How much will this project earn?</b>  <b>\$0</b>
---	---	---

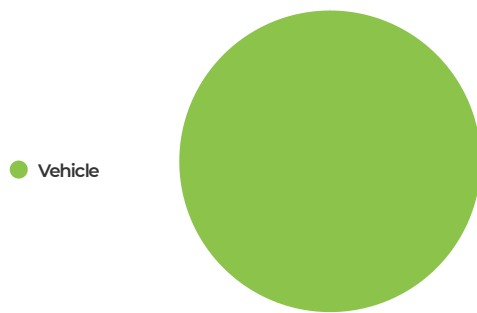
## Capital Cost

# \$500,000

Capital Cost by Year



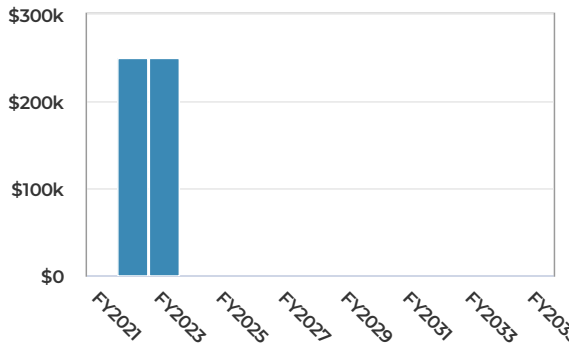
Capital Cost for All Years



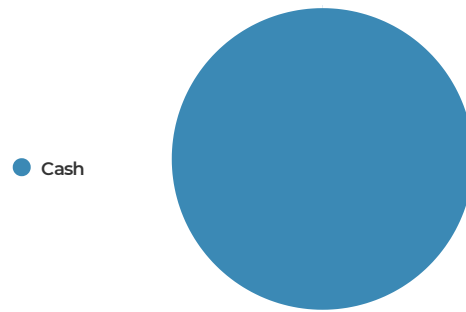
# Funding Sources

## \$500,000

Funding Sources by Year



Funding Sources for All Years



---

# **NETWORK ADMIN REQUESTS**

---

# Switches, Routers, and Other Equipment

Submitted By Chris Cardott, Finance Director, Network Admin  
 Created By Chris Cardott, Network Admin

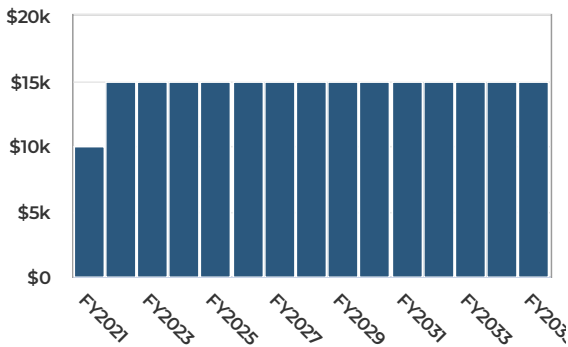
The external security audit identified changes to the network configuration to segment city data SCADA, and customers to enhance security.

	<b>How much will this project cost?</b>		<b>How much will this project save?</b>		<b>How much will this project earn?</b>
Capital Costs	\$220,000				
Operational Costs	\$0				
<b>\$220,000</b>		<b>\$0</b>		<b>\$0</b>	

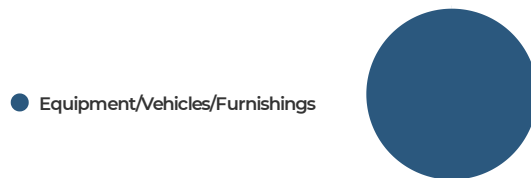
## Capital Cost

# \$220,000

Capital Cost by Year



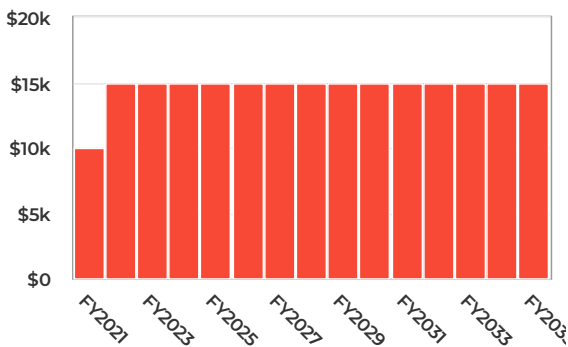
Capital Cost for All Years




## Funding Sources

# \$220,000

Funding Sources by Year



Funding Sources for All Years



# Servers

Submitted By **Chris Cardott, Finance Director, Network Admin**  
 Created By **Chris Cardott, Network Admin**

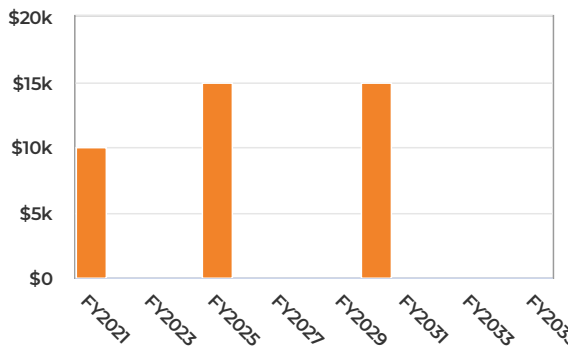
Replacement of servers that are end-of-life from both a hardware and software standpoint. Servers will be used for specific applications that do not allow for their information to be stored on the cloud like the Engineering Department and surveillance systems.

 <h3>How much will this project cost?</h3>	 <h3>How much will this project save?</h3>	 <h3>How much will this project earn?</h3>
Capital Costs            \$40,000 Operational Costs      \$0		
<b>\$40,000</b>	<b>\$0</b>	<b>\$0</b>

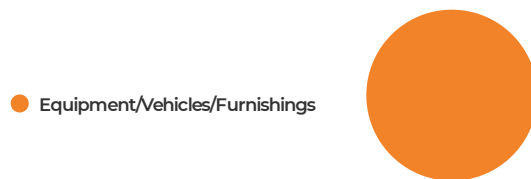
## Capital Cost

# \$40,000

Capital Cost by Year



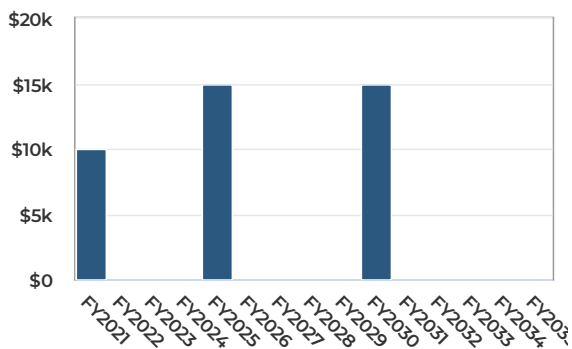
Capital Cost for All Years



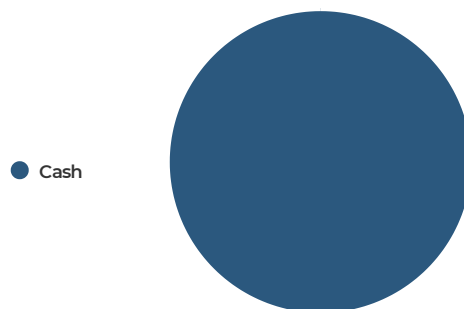
## Funding Sources

# \$40,000

Funding Sources by Year



Funding Sources for All Years



# Fiber Improvements to the Network

Submitted By Chris Cardott, Finance Director, Network Admin  
 Created By Chris Cardott, Network Admin

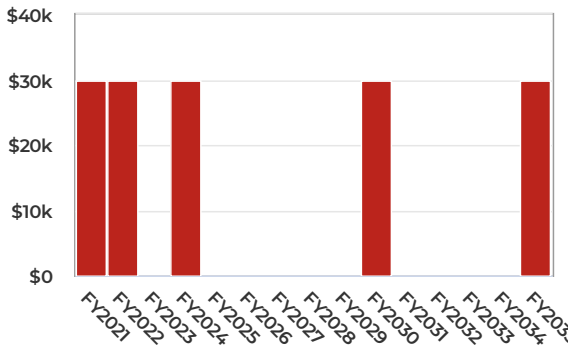
Expansion of service and/or upgrades to the existing fiber optic network that runs throughout the City.

 <h3>How much will this project cost?</h3> <p>Capital Costs            \$150,000                  Operational Costs    \$0</p> <h2 style="color: blue;">\$150,000</h2>	 <h3>How much will this project save?</h3> <h2 style="color: orange;">\$0</h2>	 <h3>How much will this project earn?</h3> <h2 style="color: green;">\$0</h2>
---	---	--


## Capital Cost

# \$150,000

Capital Cost by Year



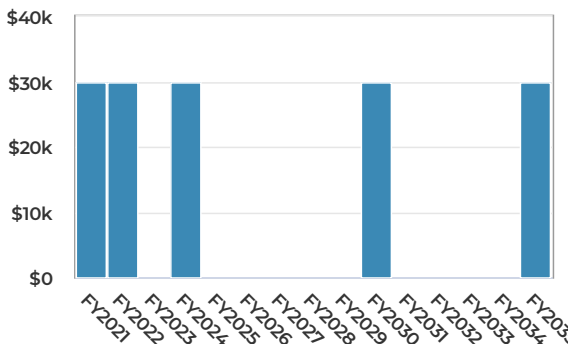
Capital Cost for All Years



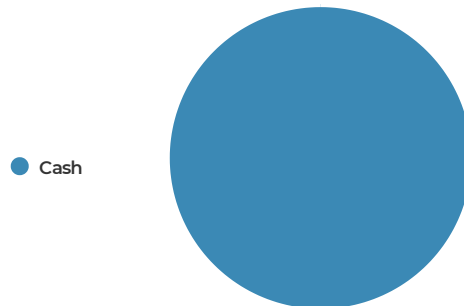
## Funding Sources

# \$150,000

Funding Sources by Year



Funding Sources for All Years



# AV Equipment

Submitted By **Chris Cardott, Finance Director, Network Admin**  
 Created By **Chris Cardott, Network Admin**

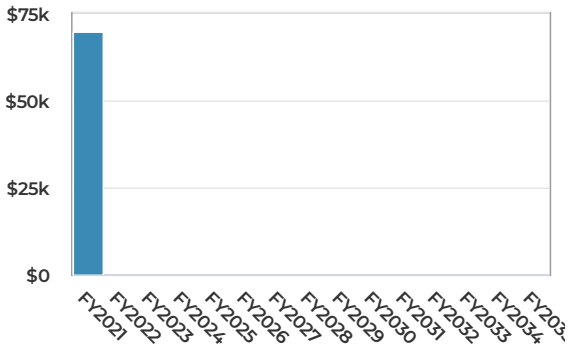
Upgrade existing AV systems in Crisis Management Room and Situation Room at the Tech Center. Originally this was budgeted in 2020 but delayed due to COVID-19.

 <h3>How much will this project cost?</h3>	 <h3>How much will this project save?</h3>	 <h3>How much will this project earn?</h3>
Capital Costs            \$70,000 Operational Costs      \$0		
<b>\$70,000</b>	<b>\$0</b>	<b>\$0</b>


## Capital Cost

# \$70,000

Capital Cost by Year



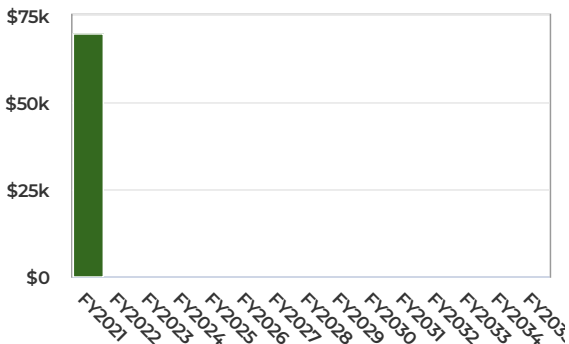
Capital Cost for All Years



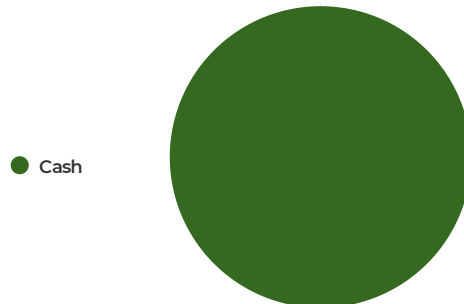
## Funding Sources

# \$70,000

Funding Sources by Year



Funding Sources for All Years



---

# **RAILROAD REQUESTS**

---

# Rochelle Transload Center Expansion

Submitted By Chris Cardott, Finance Director, Railroad  
 Created By Chris Cardott, Railroad

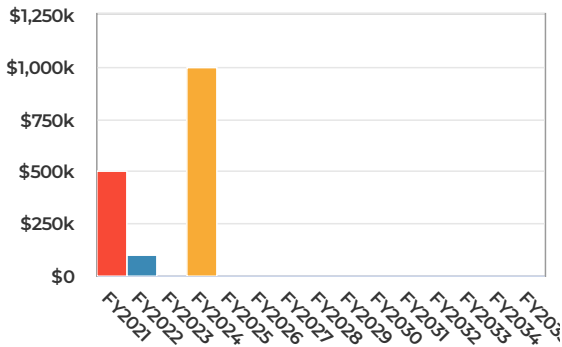
Construction of approximately 3 miles of CIR track south along I-39 and Hayes/Ravnaas property line.

 <h3>How much will this project cost?</h3> <p>Capital Costs      \$1,600,000                  Operational Costs    \$0</p> <h2 style="color: blue;">\$1,600,000</h2>	 <h3>How much will this project save?</h3> <h2 style="color: orange;">\$0</h2>	 <h3>How much will this project earn?</h3> <h2 style="color: green;">\$0</h2>
---	---	--

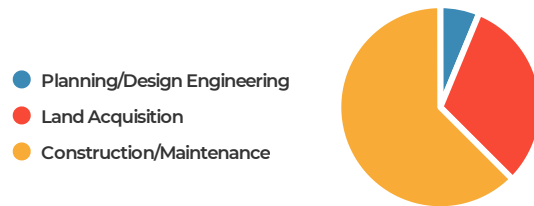
## Capital Cost

# \$1,600,000

Capital Cost by Year



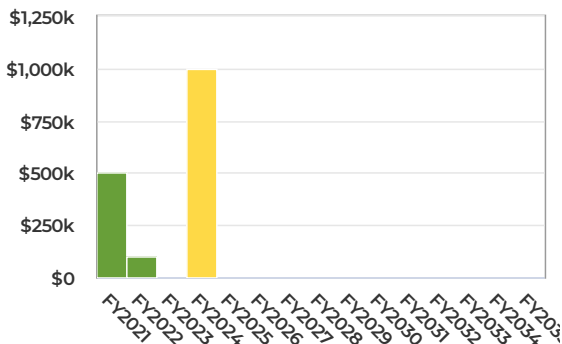
Capital Cost for All Years



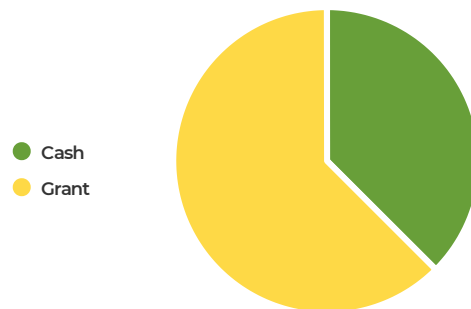
## Funding Sources

# \$1,600,000

Funding Sources by Year



Funding Sources for All Years



# Interchange North of Creston Road along Union Pacific Main

Submitted By **Chris Cardott, Finance Director, Railroad**  
 Created By **Chris Cardott, Railroad**

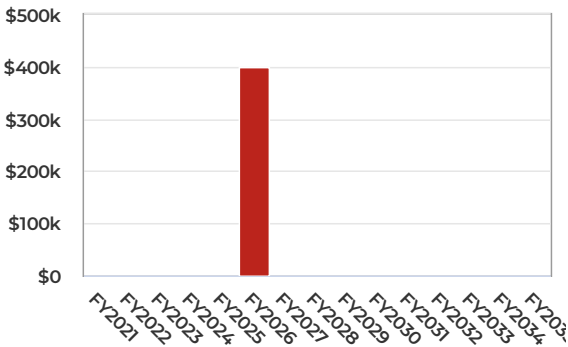
Purchase of rail ROW for a new Union Pacific and CIR interchange approximately 20 acres south of UP main between Caron Road and the Village of Creston. The existing UP interchange has limited capacity and growing number of rail cars being interchanged is blocking multiple at-grade crossings.

	<b>How much will this project cost?</b>		<b>How much will this project save?</b>		<b>How much will this project earn?</b>
	Capital Costs        \$400,000 Operational Costs    \$0				
	<b>\$400,000</b>		<b>\$0</b>		<b>\$0</b>

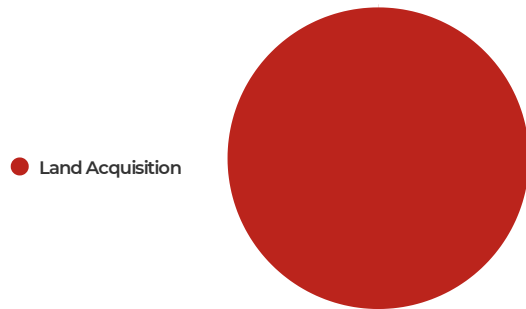
## Capital Cost

# \$400,000

Capital Cost by Year



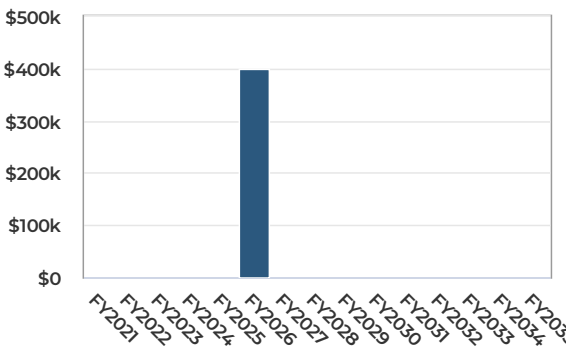
Capital Cost for All Years



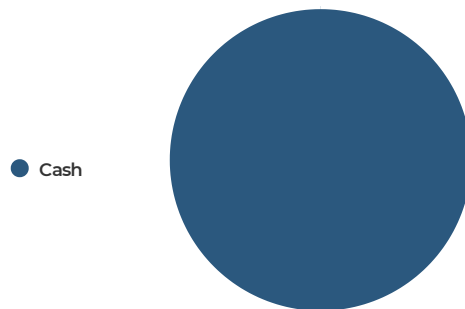
## Funding Sources

# \$400,000

Funding Sources by Year



Funding Sources for All Years



# Interchange South Along BNSF Main

Submitted By Chris Cardott, Finance Director, Railroad  
 Created By Chris Cardott, Railroad

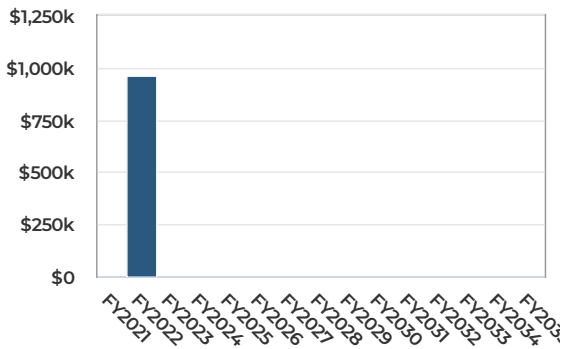
Purchase of rail ROW for a new BNSF and CIR interchange. Purchase of approximately 18 acres from GREDCO's ROW and 14 acres farmland.

 <h3>How much will this project cost?</h3> <p>Capital Costs            \$960,000                  Operational Costs    \$0</p> <h2 style="color: blue;">\$960,000</h2>	 <h3>How much will this project save?</h3> <h2 style="color: orange;">\$0</h2>	 <h3>How much will this project earn?</h3> <h2 style="color: green;">\$0</h2>
---	---	--

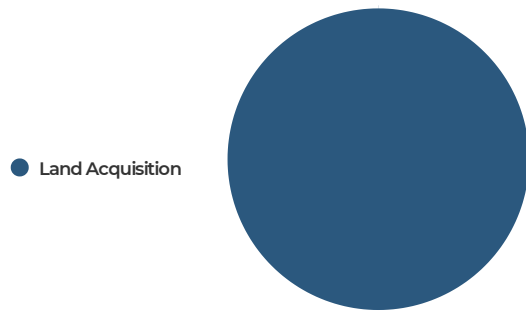
## Capital Cost

# \$960,000

Capital Cost by Year



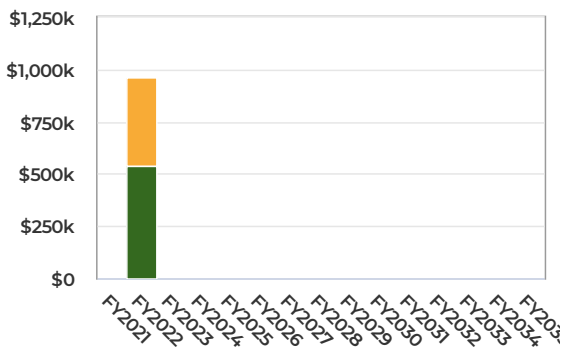
Capital Cost for All Years



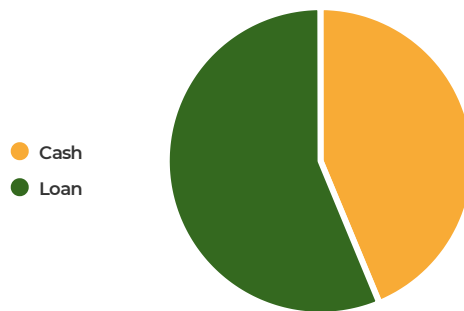
## Funding Sources

# \$960,000

Funding Sources by Year



Funding Sources for All Years



# CIR Expansion Along I-39

Submitted By Chris Cardott, Finance Director, Railroad  
 Created By Chris Cardott, Railroad

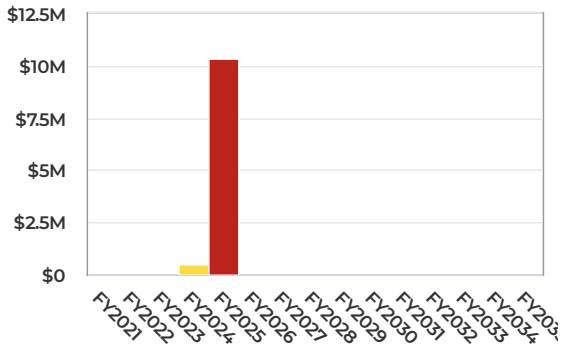
Land acquisition along I-39 for expansion of the City Industrial Rail (CIR). This will create rail access to over 600 acres between I-39 and Steward Road.

	<b>How much will this project cost?</b>		<b>How much will this project save?</b>		<b>How much will this project earn?</b>
	Capital Costs      \$10,880,000 Operational Costs    \$0				
	<b>\$10,880,000</b>		<b>\$0</b>		<b>\$0</b>

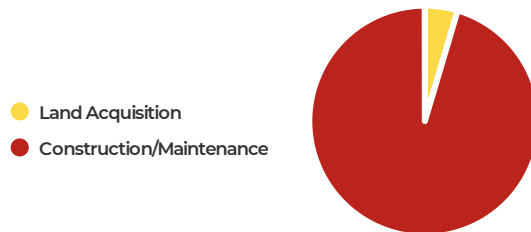
## Capital Cost

# \$10,880,000

Capital Cost by Year



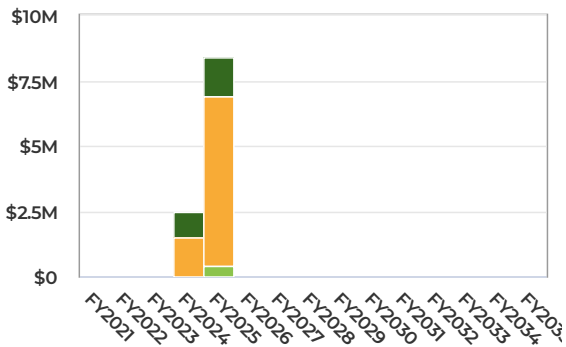
Capital Cost for All Years



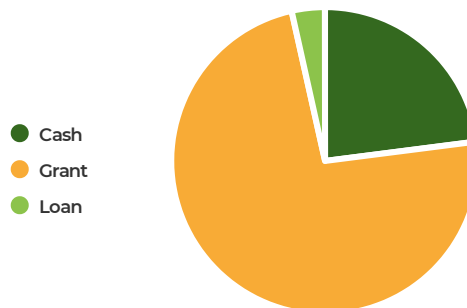
## Funding Sources

# \$10,880,000

Funding Sources by Year



Funding Sources for All Years



# CIR Expansion Block Switching Yard

Submitted By **Chris Cardott, Finance Director, Railroad**  
 Created By **Chris Cardott, Railroad**

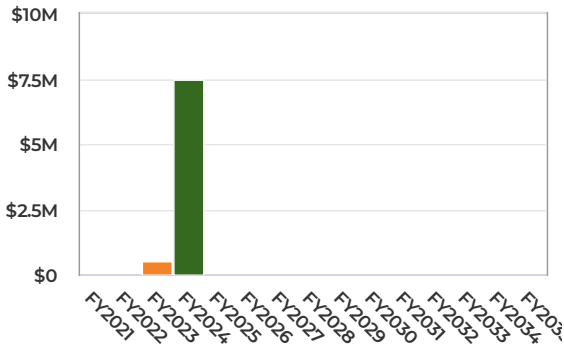
The three track extension to Elva Road for future BNSF Interchange will give the capacity to add an intermodal operation to the CIR.

 <h3>How much will this project cost?</h3> <p>Capital Costs      \$8,000,000                  Operational Costs      \$0</p> <h2 style="color: blue;">\$8,000,000</h2>	 <h3>How much will this project save?</h3> <h2 style="color: orange;">\$0</h2>	 <h3>How much will this project earn?</h3> <h2 style="color: green;">\$0</h2>
---	---	--

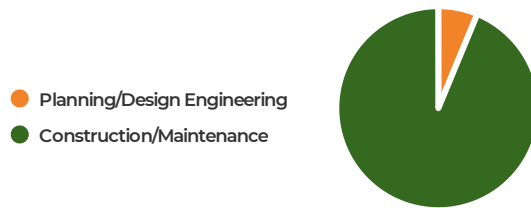
## Capital Cost

# \$8,000,000

Capital Cost by Year



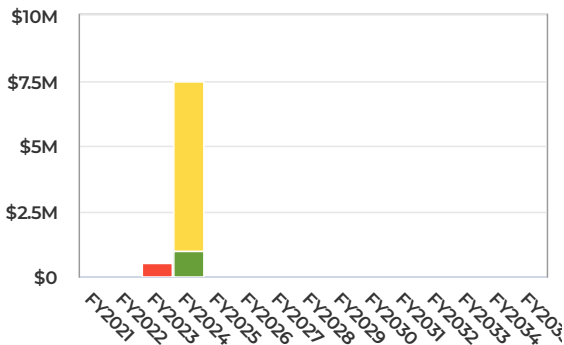
Capital Cost for All Years



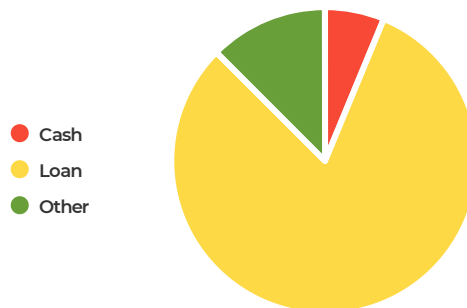
## Funding Sources

# \$8,000,000

Funding Sources by Year



Funding Sources for All Years



# Extension of CHS Yard Track South

Submitted By **Chris Cardott, Finance Director, Railroad**  
 Created By **Chris Cardott, Railroad**

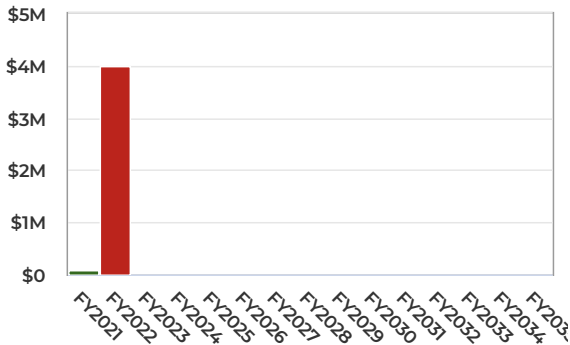
A fourth track will be built across Johns Creek Bridge that will further expand the CIR capacity to Elva Road. It completes an inbound and outbound track across Steward Road.

 <h3>How much will this project cost?</h3> <p>Capital Costs      \$4,100,000                  Operational Costs    \$0</p> <h2 style="color: blue;">\$4,100,000</h2>	 <h3>How much will this project save?</h3> <h2 style="color: orange;">\$0</h2>	 <h3>How much will this project earn?</h3> <h2 style="color: green;">\$0</h2>
---	---	--

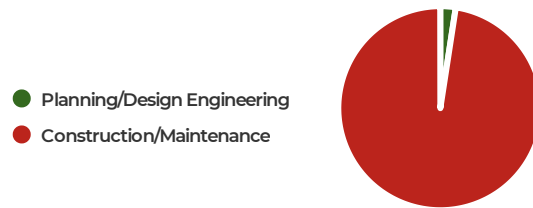
## Capital Cost

# \$4,100,000

Capital Cost by Year



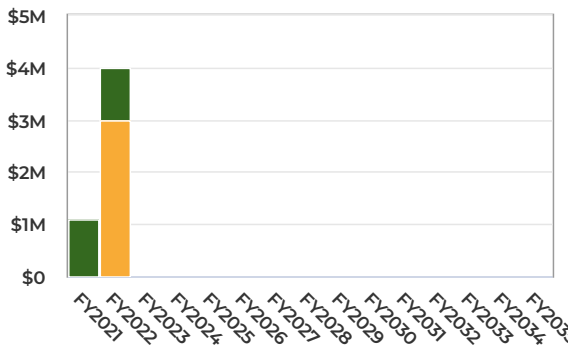
Capital Cost for All Years



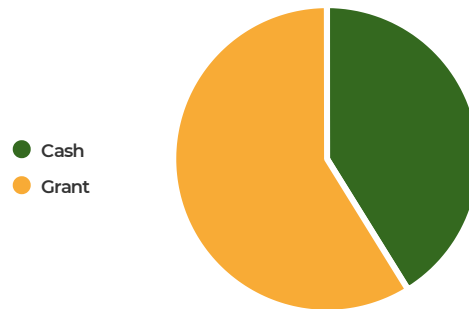
## Funding Sources

# \$5,100,000

Funding Sources by Year



Funding Sources for All Years



# Installation of New Interchange Between UP and CIR

Submitted By Chris Cardott, Finance Director, Railroad  
 Created By Chris Cardott, Railroad

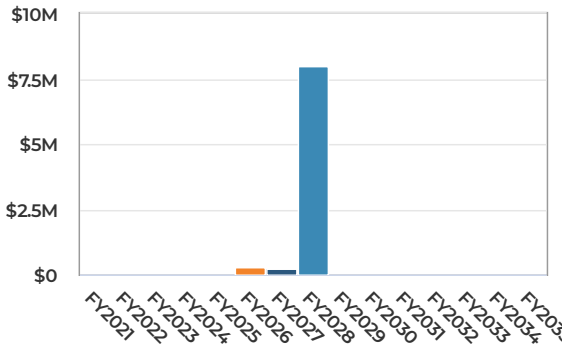
Double track interchange connecting two new Union Pacific switches west of I-39 and west of Caron Road. Increased volume of rail cars interchanging between the UP and CIR will require additional track to handle longer trains for interchange.

 <h3>How much will this project cost?</h3>	 <h3>How much will this project save?</h3>	 <h3>How much will this project earn?</h3>
Capital Costs        \$8,550,000 Operational Costs    \$0		
<h2>\$8,550,000</h2>	<h2>\$0</h2>	<h2>\$0</h2>

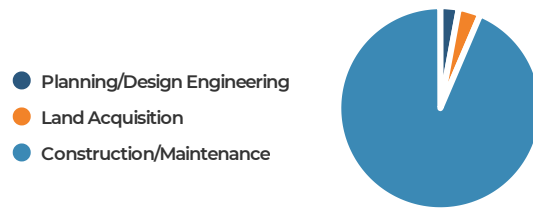
## Capital Cost

# \$8,550,000

Capital Cost by Year



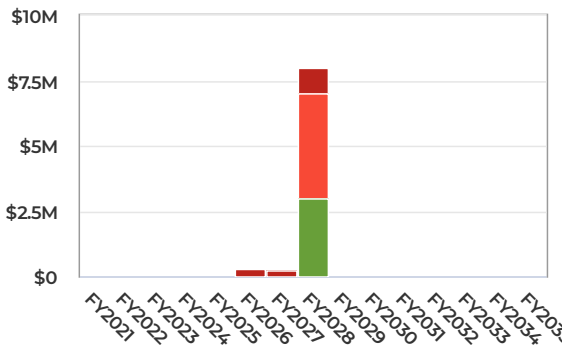
Capital Cost for All Years



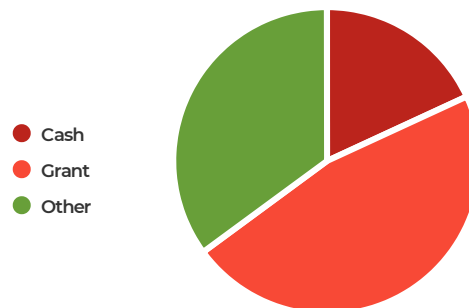
## Funding Sources

# \$8,550,000

Funding Sources by Year



Funding Sources for All Years



# CIR Intermodal Facility

Submitted By Chris Cardott, Finance Director, Railroad  
 Created By Chris Cardott, Railroad

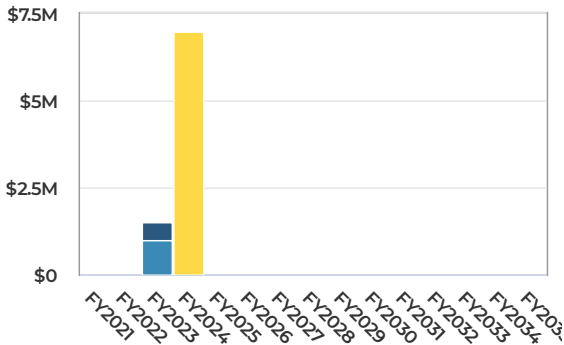
Due to the closing of Global III, industries on and near the CIR need intermodal service. As the CIR is expanded, intermodal service could be introduced north of the BNSF Interchange.

 <h3>How much will this project cost?</h3> <p>Capital Costs      \$8,500,000                  Operational Costs      \$0</p> <h2 style="color: blue;">\$8,500,000</h2>	 <h3>How much will this project save?</h3> <h2 style="color: orange;">\$0</h2>	 <h3>How much will this project earn?</h3> <h2 style="color: green;">\$0</h2>
---	---	--

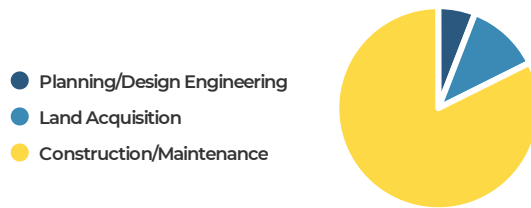
## Capital Cost

# \$8,500,000

Capital Cost by Year



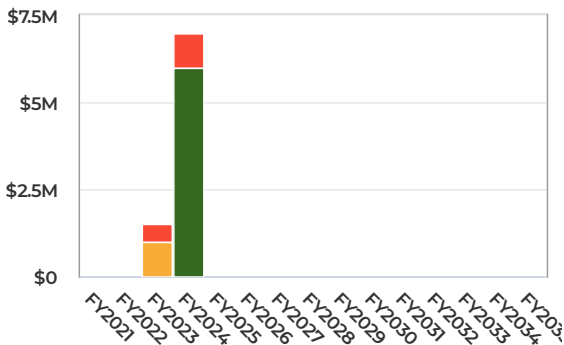
Capital Cost for All Years



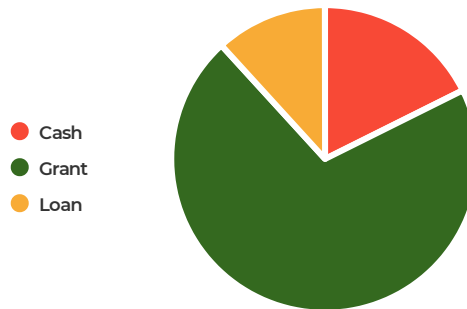
## Funding Sources

# \$8,500,000

Funding Sources by Year



Funding Sources for All Years



---

# **STREET DIVISION REQUESTS**

---

# Vehicle/Single Axle Dump Truck

Submitted By **Chris Cardott, Finance Director, Street Division**  
 Created By **Chris Cardott, Street Division**

Create a 16 year rotation of single axle dump trucks. Single axle cab & chassis trucks with stainless steel hydraulic dump bodies. Trucks shall be equipped with front and wing plows, salt spreader, pre-wet system and ground speed controls. They will also have LED strobe lights, electric tarp, air tailgate latches, and a dump body vibrator.

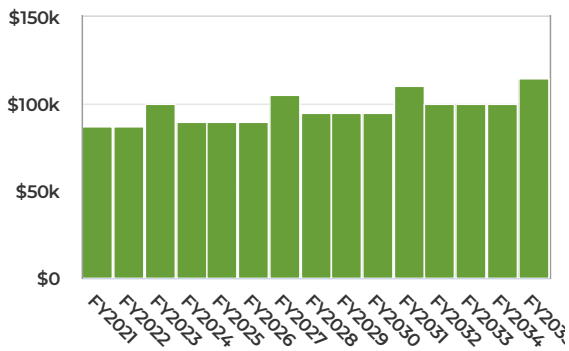


 <h3>How much will this project cost?</h3> <table border="0"> <tr> <td>Capital Costs</td> <td>\$1,458,604</td> </tr> <tr> <td>Operational Costs</td> <td>\$0</td> </tr> </table> <h2 style="color: blue;">\$1,458,604</h2>	Capital Costs	\$1,458,604	Operational Costs	\$0	 <h3>How much will this project save?</h3> <h2 style="color: orange;">\$0</h2>	 <h3>How much will this project earn?</h3> <h2 style="color: green;">\$0</h2>
Capital Costs	\$1,458,604					
Operational Costs	\$0					

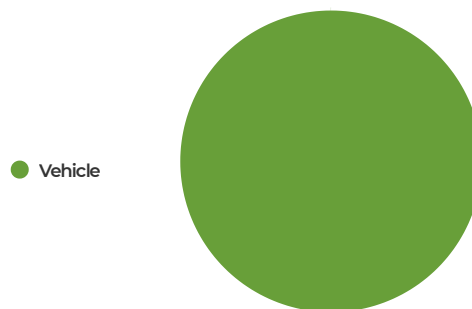
## Capital Cost

# \$1,458,604

Capital Cost by Year



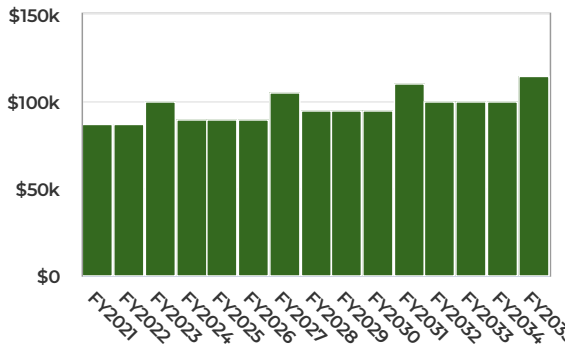
Capital Cost for All Years



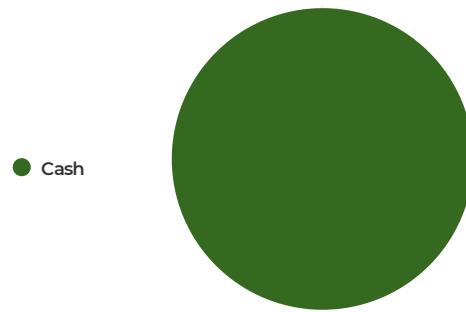
## Funding Sources

# \$1,458,604

### Funding Sources by Year



### Funding Sources for All Years



## Other Improvements/Forestry

Submitted By **Chris Cardott, Finance Director, Street Division**  
 Created By **Chris Cardott, Street Division**

Inventory, inspect, perform risk assessments, and provide maintenance to all City owned trees. Also, purchase and plant new and replacement trees to improve Rochelle's overall canopy. Trees help form the character of a community and provide many benefits. Trees improve property values, reduce cooling costs, clean the air, and produce oxygen. Studies show trees can improve health, lower anxiety, and produce social neighborhoods.

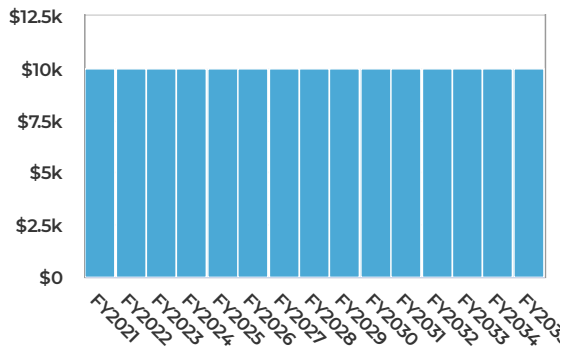


<div style="text-align: center;">  <h3>How much will this project cost?</h3> </div> <table style="width: 100%; margin-top: 20px;"> <tr> <td style="width: 60%;">Capital Costs</td> <td style="text-align: right;">\$150,000</td> </tr> <tr> <td>Operational Costs</td> <td style="text-align: right;">\$0</td> </tr> </table> <div style="text-align: center; margin-top: 20px;"> <h1 style="color: #0056b3;">\$150,000</h1> </div>	Capital Costs	\$150,000	Operational Costs	\$0	<div style="text-align: center;">  <h3>How much will this project save?</h3> </div> <div style="text-align: center; margin-top: 20px;"> <h1 style="color: #e67e22;">\$0</h1> </div>	<div style="text-align: center;">  <h3>How much will this project earn?</h3> </div> <div style="text-align: center; margin-top: 20px;"> <h1 style="color: #27ae60;">\$0</h1> </div>
Capital Costs	\$150,000					
Operational Costs	\$0					

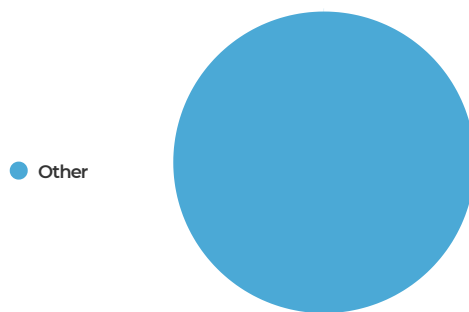
### Capital Cost

# \$150,000

Capital Cost by Year



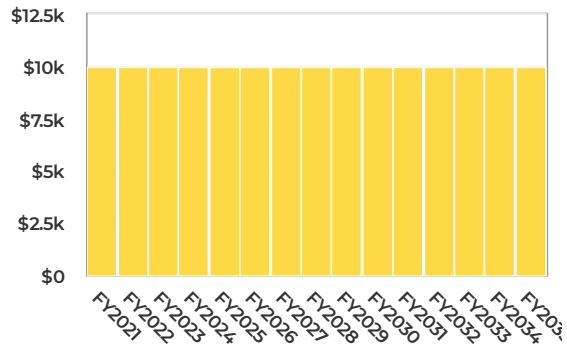
Capital Cost for All Years



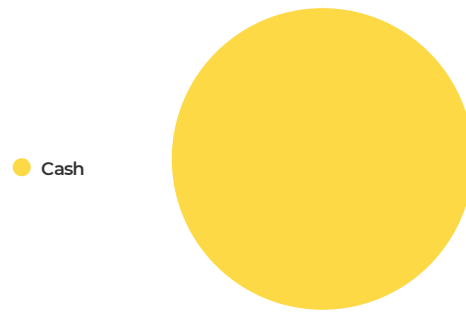
# Funding Sources

## \$150,000

### Funding Sources by Year



### Funding Sources for All Years



# Compact Track Loader

Submitted By **Chris Cardott, Finance Director, Street Division**  
 Created By **Chris Cardott, Street Division**

Replace compact skid loader with larger compact track loader. Compact loaders are the most used and versatile pieces of equipment at the Street Department. Compact loaders are able to perform many duties by simply adding an attachment. These machines are very efficient, productive, and they reduce the need having multiple machines to complete a project.

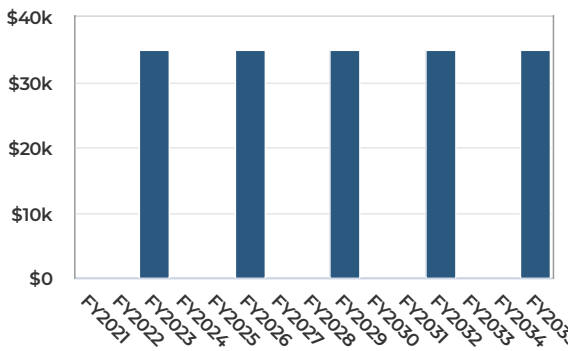


 <h3>How much will this project cost?</h3> <table border="0"> <tr> <td>Capital Costs</td> <td>\$175,000</td> </tr> <tr> <td>Operational Costs</td> <td>\$0</td> </tr> </table> <h2 style="color: blue;">\$175,000</h2>	Capital Costs	\$175,000	Operational Costs	\$0	 <h3>How much will this project save?</h3> <h2 style="color: orange;">\$0</h2>	 <h3>How much will this project earn?</h3> <h2 style="color: green;">\$0</h2>
Capital Costs	\$175,000					
Operational Costs	\$0					

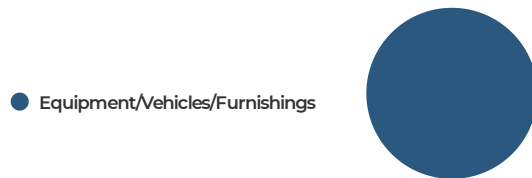
## Capital Cost

# \$175,000

Capital Cost by Year



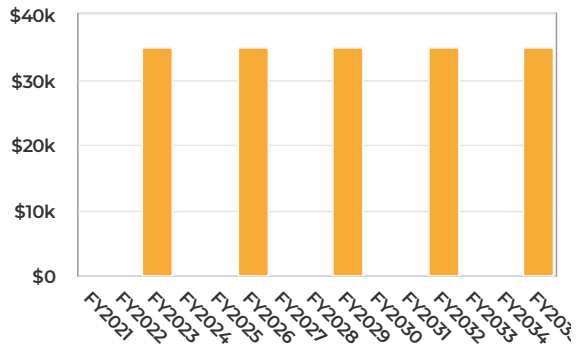
Capital Cost for All Years



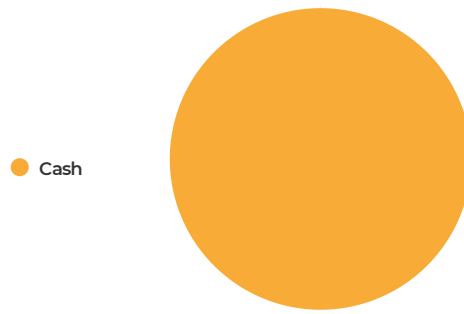
# Funding Sources

## \$175,000

### Funding Sources by Year



### Funding Sources for All Years



# Ground Speed Controller

Submitted By **Chris Cardott, Finance Director, Street Division**  
 Created By **Chris Cardott, Street Division**

Ground speed controllers are used during winter operations to control the amount of salt being applied to the pavement. The ground speed controller would replace the manual twist dial controller currently being used. This new controller will be able to adjust application rates with vehicle speeds and will automatically shut off when the vehicle is stopped. The controller would allow operators to have much greater control of application rates resulting in reduced salt usage, expense, and environmental impacts.

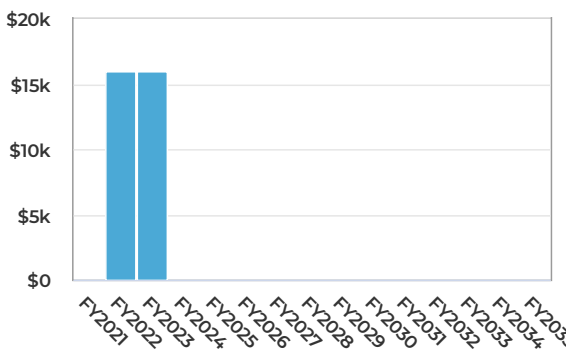


	<b>How much will this project cost?</b>		<b>How much will this project save?</b>		<b>How much will this project earn?</b>
Capital Costs            \$32,000 Operational Costs       \$0					
<b>\$32,000</b>		<b>\$0</b>		<b>\$0</b>	

## Capital Cost

# \$32,000

Capital Cost by Year



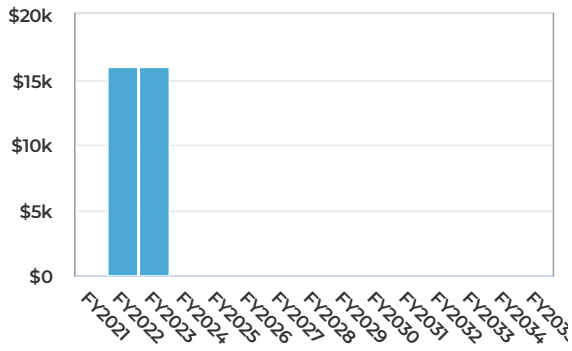
Capital Cost for All Years



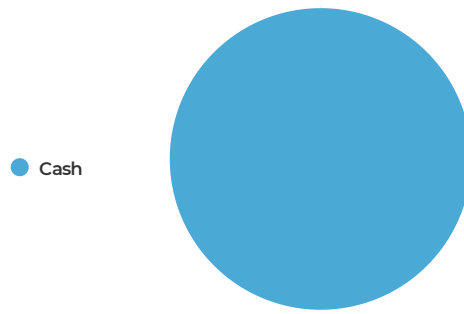
# Funding Sources

# \$32,000

### Funding Sources by Year



### Funding Sources for All Years



# Municipal Parking Lot Improvements

Submitted By **Chris Cardott, Finance Director, Street Division**  
 Created By **Chris Cardott, Street Division**

Municipal parking lots serve several functions in the downtown area. They provide parking for downtown residents, businesses, and visitors as well as providing a location to host events held by various committees in our community. It is important that these lots remain clean; maintained, and marked for aesthetics purposes, functionality, and safety of all Rochelle citizens and visitors.

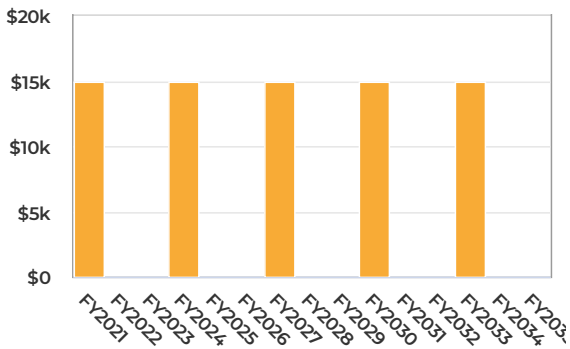


	<b>How much will this project cost?</b>		<b>How much will this project save?</b>		<b>How much will this project earn?</b>
	Capital Costs            \$75,000 Operational Costs      \$0				
	<b>\$75,000</b>		<b>\$0</b>		<b>\$0</b>

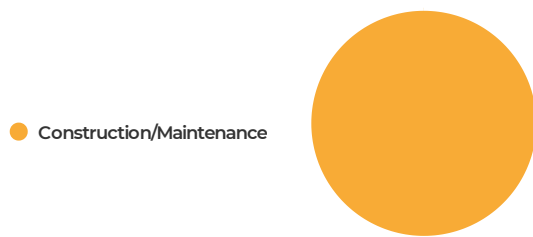
## Capital Cost

# \$75,000

Capital Cost by Year



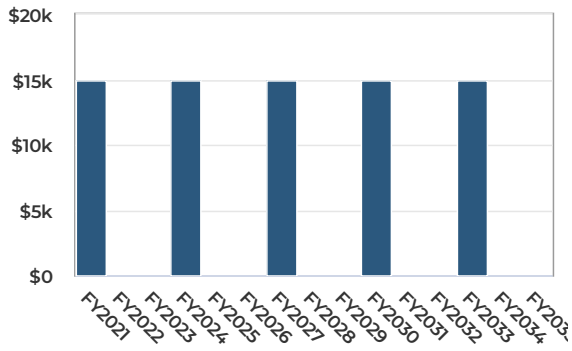
Capital Cost for All Years



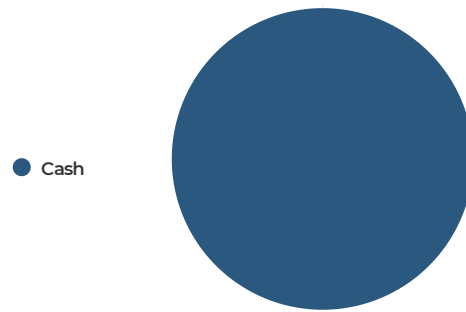
# Funding Sources

# \$75,000

### Funding Sources by Year



### Funding Sources for All Years



# Traffic Signal Improvements

Submitted By **Chris Cardott, Finance Director, Street Division**  
 Created By **Chris Cardott, Street Division**

In 2021, the traffic signal at the intersection of Dement Road and Route 38 will have the vehicle detection cameras, wiring, and programming improved. Failing traffic signal detection loops can cause several concerns such as extended wait times and intersection congestion. Issues such as these can lead to motorists disobeying the traffic lights and increasing the risk of vehicle accidents. The installation of traffic detection cameras would remedy the issues and concerns caused by the failing loops and would increase public safety at these intersections.

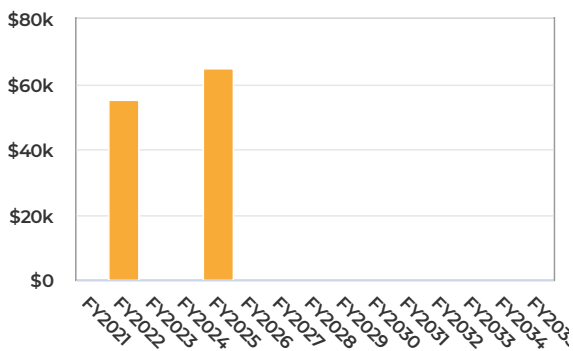


<div style="display: flex; align-items: center;"> <div> <h3>How much will this project cost?</h3> </div> </div> <table style="margin-top: 10px; width: 100%;"> <tr> <td style="width: 60%;">Capital Costs</td> <td style="text-align: right;">\$120,000</td> </tr> <tr> <td>Operational Costs</td> <td style="text-align: right;">\$0</td> </tr> </table> <div style="text-align: center; margin-top: 20px; font-size: 24px; font-weight: bold; color: #0056b3;">\$120,000</div>	Capital Costs	\$120,000	Operational Costs	\$0	<div style="display: flex; align-items: center;"> <div> <h3>How much will this project save?</h3> </div> </div> <div style="text-align: center; margin-top: 20px; font-size: 24px; font-weight: bold; color: #e67e22;">\$0</div>	<div style="display: flex; align-items: center;"> <div> <h3>How much will this project earn?</h3> </div> </div> <div style="text-align: center; margin-top: 20px; font-size: 24px; font-weight: bold; color: #27ae60;">\$0</div>
Capital Costs	\$120,000					
Operational Costs	\$0					

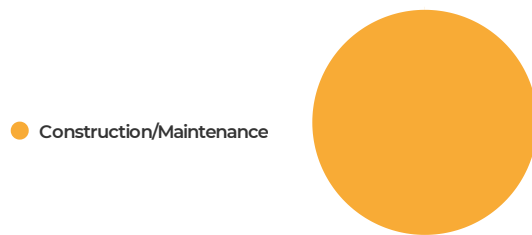
## Capital Cost

# \$120,000

Capital Cost by Year



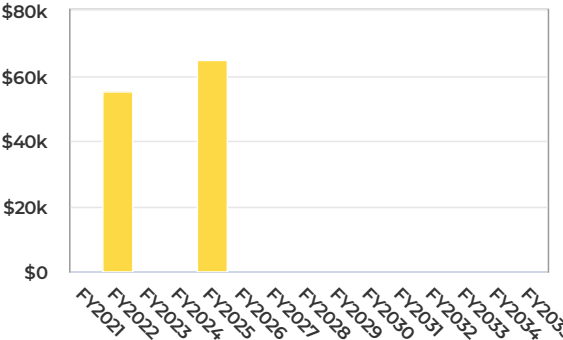
Capital Cost for All Years




# Funding Sources

# \$120,000

Funding Sources by Year



Funding Sources for All Years



# Traffic Marking Machine

Submitted By **Chris Cardott, Finance Director, Street Division**  
 Created By **Chris Cardott, Street Division**

Traffic marking machines are used on 165 miles of roads, 14 municipal parking lots, crosswalks, stop bars, and turn arrows. The current machine is at the end of its life cycle.

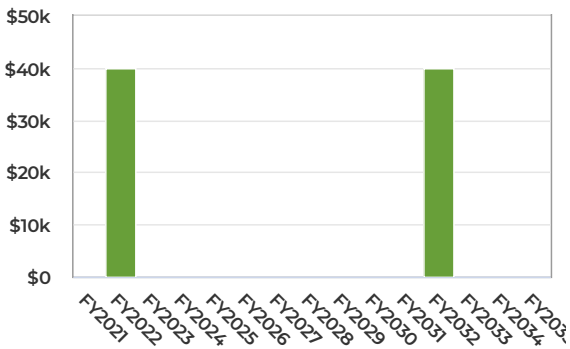


<div style="display: flex; align-items: center;"> <h3>How much will this project cost?</h3> </div> <table style="margin-top: 10px; width: 100%;"> <tr> <td style="width: 60%;">Capital Costs</td> <td style="text-align: right;">\$80,000</td> </tr> <tr> <td>Operational Costs</td> <td style="text-align: right;">\$0</td> </tr> </table> <div style="text-align: center; margin-top: 20px; font-size: 24px; font-weight: bold; color: #0056b3;">\$80,000</div>	Capital Costs	\$80,000	Operational Costs	\$0	<div style="display: flex; align-items: center;"> <h3>How much will this project save?</h3> </div> <div style="text-align: center; margin-top: 20px; font-size: 24px; font-weight: bold; color: #e67e22;">\$0</div>	<div style="display: flex; align-items: center;"> <h3>How much will this project earn?</h3> </div> <div style="text-align: center; margin-top: 20px; font-size: 24px; font-weight: bold; color: #27ae60;">\$0</div>
Capital Costs	\$80,000					
Operational Costs	\$0					

## Capital Cost

# \$80,000

**Capital Cost by Year**



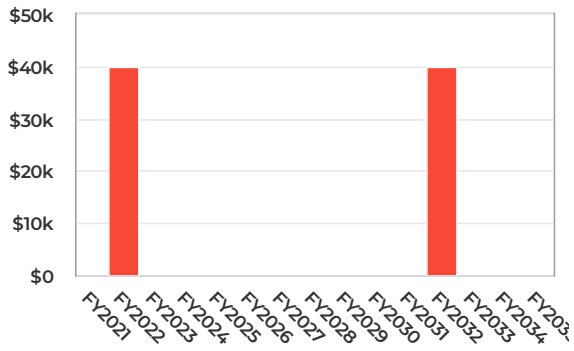
**Capital Cost for All Years**



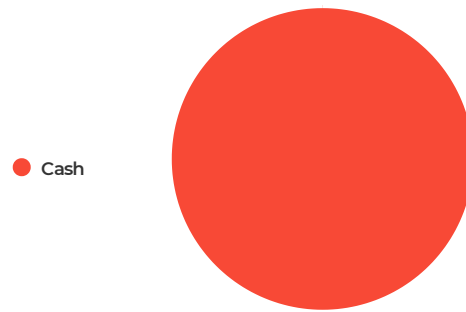
## Funding Sources

# \$80,000

### Funding Sources by Year



### Funding Sources for All Years



# Salt Brine Production System

Submitted By **Chris Cardott, Finance Director, Street Division**  
 Created By **Chris Cardott, Street Division**

Salt brine plays an important role in winter operations. Salt brine begins to melt ice immediately as it is already in liquid form. Salt brine is used in anti-icing operations and is usually mixed with an agricultural derived product that lowers the working temperature of salt brine. Pre-wetting rock salt at the auger is another use of salt brine. This application allows the rock salt to begin melting ice faster as well as reducing the bounce and scatter of rack salt as it is being applied to the pavement.

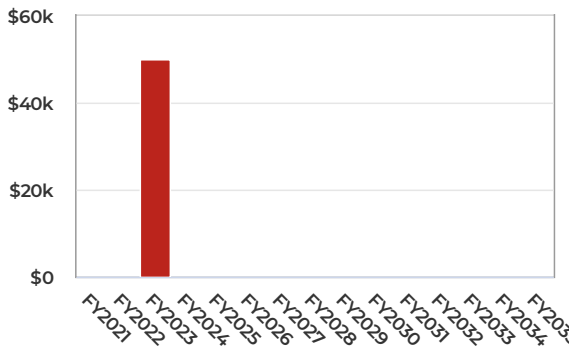


 <h3>How much will this project cost?</h3> <table border="0"> <tr> <td>Capital Costs</td> <td>\$50,000</td> </tr> <tr> <td>Operational Costs</td> <td>\$0</td> </tr> </table> <h2 style="color: blue;">\$50,000</h2>	Capital Costs	\$50,000	Operational Costs	\$0	 <h3>How much will this project save?</h3> <h2 style="color: orange;">\$0</h2>	 <h3>How much will this project earn?</h3> <h2 style="color: green;">\$0</h2>
Capital Costs	\$50,000					
Operational Costs	\$0					

## Capital Cost

# \$50,000

Capital Cost by Year



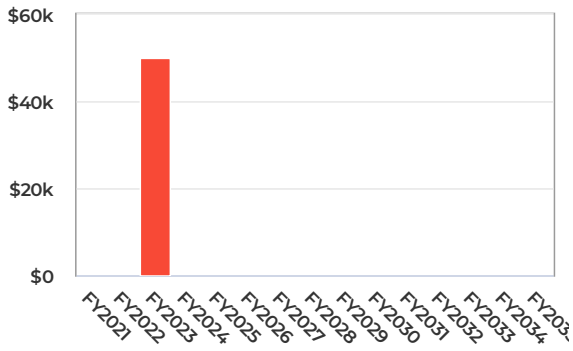
Capital Cost for All Years



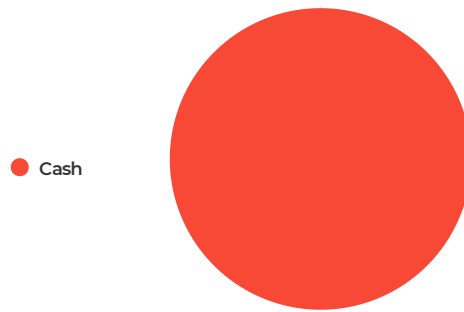
# Funding Sources

# \$50,000

### Funding Sources by Year



### Funding Sources for All Years



# Asphalt Repair Machine

Submitted By **Chris Cardott, Finance Director, Street Division**  
 Created By **Chris Cardott, Street Division**

Hot mastic sealant melters are used to make long-lasting repairs to asphalt and concrete pavements, as well as bridge decks, manhole, and in pavement utility valve covers. These machines heat and mix mastic sealant materials keeping the aggregate suspended in the binder, providing an evenly mixed mastic sealant.

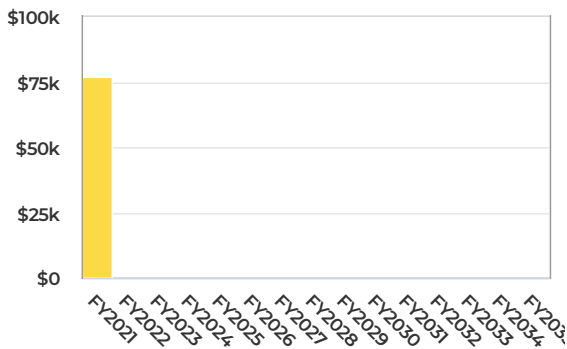


 <h3>How much will this project cost?</h3> <table border="0"> <tr> <td>Capital Costs</td> <td>\$77,000</td> </tr> <tr> <td>Operational Costs</td> <td>\$0</td> </tr> </table> <h2 style="color: blue;">\$77,000</h2>	Capital Costs	\$77,000	Operational Costs	\$0	 <h3>How much will this project save?</h3> <h2 style="color: orange;">\$0</h2>	 <h3>How much will this project earn?</h3> <h2 style="color: green;">\$0</h2>
Capital Costs	\$77,000					
Operational Costs	\$0					

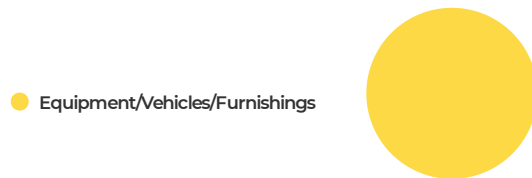
## Capital Cost

# \$77,000

Capital Cost by Year



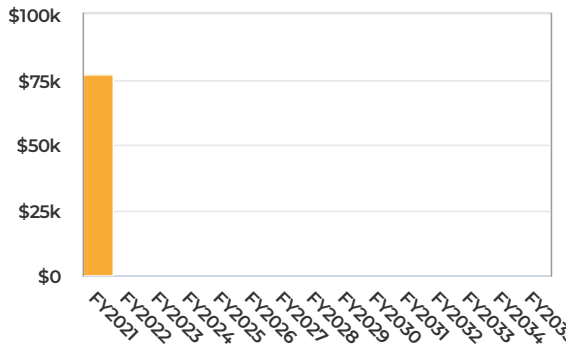
Capital Cost for All Years



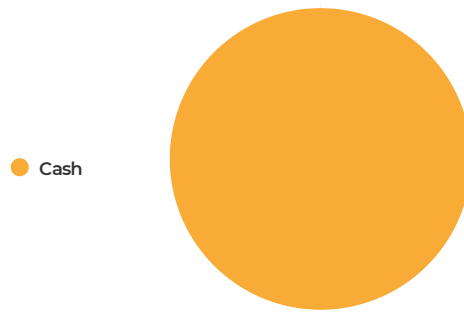
# Funding Sources

# \$77,000

### Funding Sources by Year



### Funding Sources for All Years



# Utility Tractor/Mower

Submitted By **Chris Cardott, Finance Director, Street Division**  
 Created By **Chris Cardott, Street Division**

Utility tractors serve many functions in City operations. The main function of utility tractors is mowing right of ways and large open spaces with a PTO driven batwing mower or 3 point mower. These tractors are also used for snowplowing, loading materials such as rock or dirt with the front loader bucket, moving pallets with a fork attachment, and pushing snow using a push box attachment just to name a few.

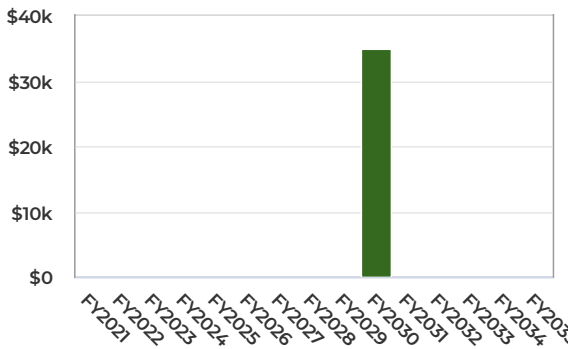


 <h3>How much will this project cost?</h3> <table border="0"> <tr> <td>Capital Costs</td> <td>\$35,000</td> </tr> <tr> <td>Operational Costs</td> <td>\$0</td> </tr> </table> <h2 style="color: blue;">\$35,000</h2>	Capital Costs	\$35,000	Operational Costs	\$0	 <h3>How much will this project save?</h3> <h2 style="color: orange;">\$0</h2>	 <h3>How much will this project earn?</h3> <h2 style="color: green;">\$0</h2>
Capital Costs	\$35,000					
Operational Costs	\$0					


## Capital Cost

# \$35,000

### Capital Cost by Year



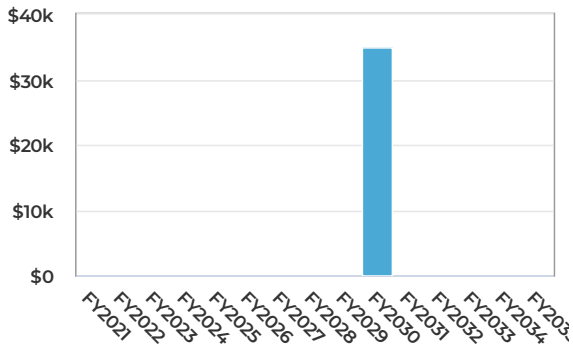
### Capital Cost for All Years



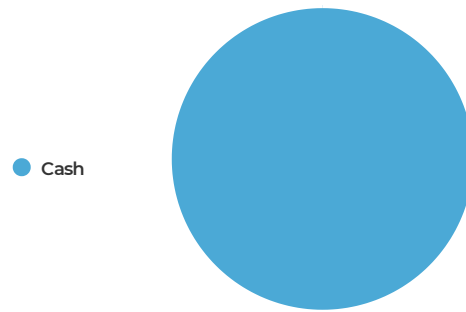
# Funding Sources

# \$35,000

### Funding Sources by Year



### Funding Sources for All Years



---

# **TECH CENTER REQUESTS**

---

# Fiber Upgrade

Submitted By **Chris Cardott, Finance Director, Tech Center**  
 Created By **Chris Cardott, Tech Center**

Replace switches and routers that have been in place for several years.

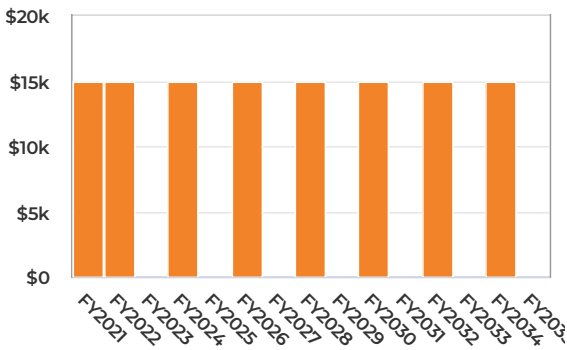


How much will this project cost?	How much will this project save?	How much will this project earn?
Capital Costs            \$120,000 Operational Costs        \$0 <b>\$120,000</b>	<b>\$0</b>	<b>\$0</b>

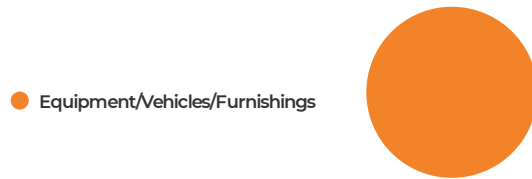
## Capital Cost

# \$120,000

Capital Cost by Year



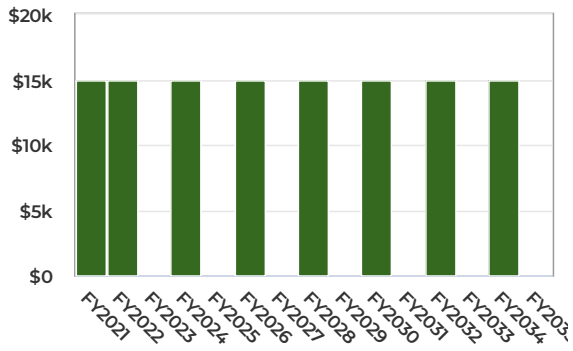
Capital Cost for All Years



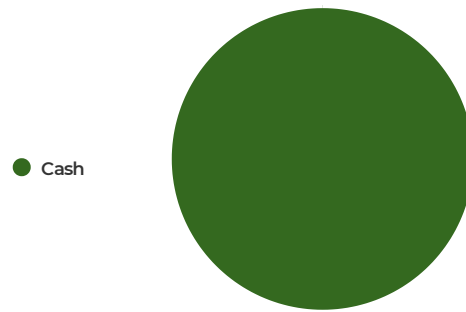
# Funding Sources

## \$120,000

Funding Sources by Year



Funding Sources for All Years



# Battery Room Engineer

Submitted By **Chris Cardott, Finance Director, Tech Center**  
 Created By **Chris Cardott, Tech Center**

Remove the battery system that has not been used to create more room for additional servers.

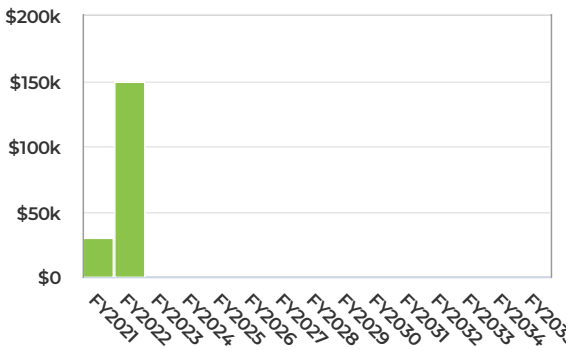


<div style="display: flex; align-items: center;"> <h3>How much will this project cost?</h3> </div> <table style="width: 100%; margin-top: 10px;"> <tr> <td style="width: 60%;">Capital Costs</td> <td style="text-align: right;">\$180,000</td> </tr> <tr> <td>Operational Costs</td> <td style="text-align: right;">\$0</td> </tr> </table> <div style="text-align: center; margin-top: 20px; font-size: 24px; font-weight: bold; color: #0056b3;">\$180,000</div>	Capital Costs	\$180,000	Operational Costs	\$0	<div style="display: flex; align-items: center;"> <h3>How much will this project save?</h3> </div> <div style="text-align: center; margin-top: 20px; font-size: 24px; font-weight: bold; color: #f7941d;">\$0</div>	<div style="display: flex; align-items: center;"> <h3>How much will this project earn?</h3> </div> <div style="text-align: center; margin-top: 20px; font-size: 24px; font-weight: bold; color: #4caf50;">\$0</div>
Capital Costs	\$180,000					
Operational Costs	\$0					


## Capital Cost

# \$180,000

**Capital Cost by Year**



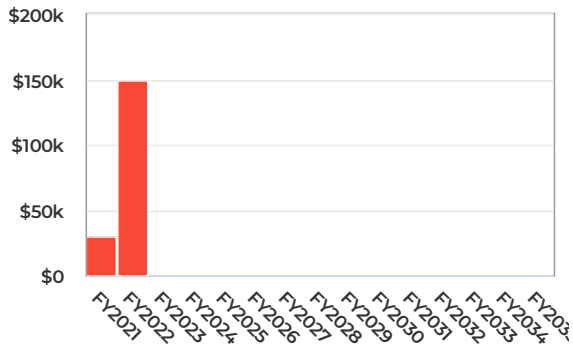
**Capital Cost for All Years**



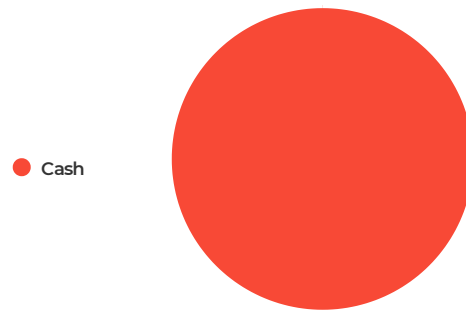
# Funding Sources

## \$180,000

### Funding Sources by Year



### Funding Sources for All Years



# Servers

Submitted By **Chris Cardott, Finance Director, Tech Center**  
Created By **Chris Cardott, Tech Center**

Replace servers that are near end-of-life from both a hardware and software standpoint. The servers will be used for communications specific applications such as DNS and the email system.

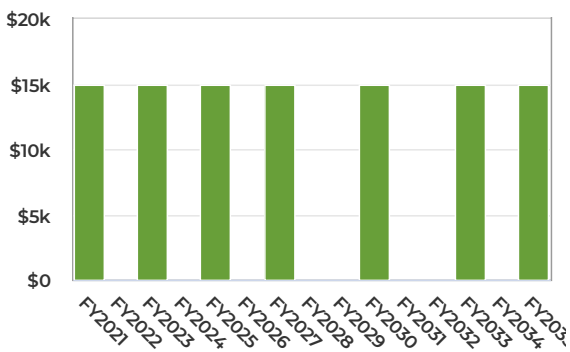


 <b>How much will this project cost?</b>	 <b>How much will this project save?</b>	 <b>How much will this project earn?</b>
Capital Costs            \$105,000 Operational Costs        \$0		
<b>\$105,000</b>	<b>\$0</b>	<b>\$0</b>

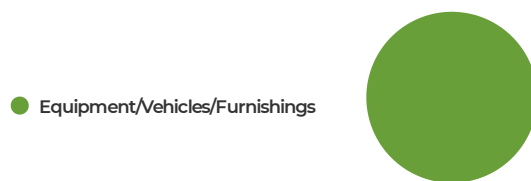
## Capital Cost

# \$105,000

Capital Cost by Year



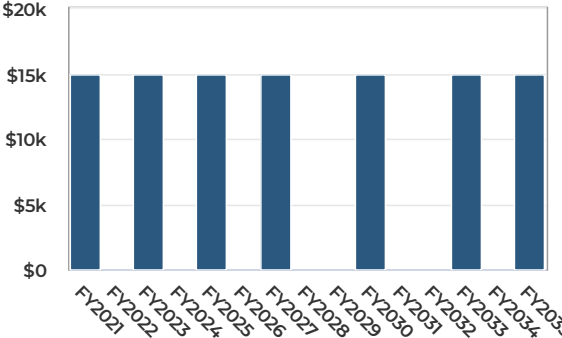
Capital Cost for All Years




# Funding Sources

# \$105,000

Funding Sources by Year



Funding Sources for All Years



---

# **COMMUNICATION REQUESTS**

---

# Wireless Equipment

Submitted By **Chris Cardott, Finance Director, Communication**  
 Created By **Chris Cardott, Communication**

Replace wireless equipment

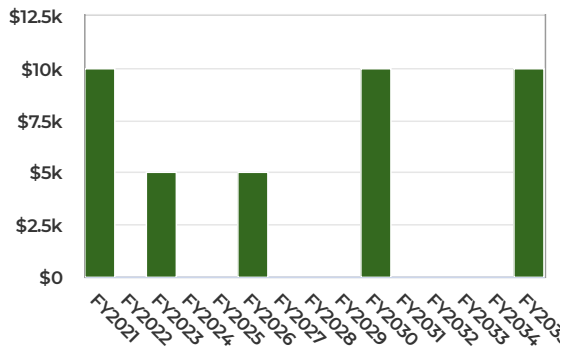


 <h3>How much will this project cost?</h3> <p>Capital Costs            \$40,000                  Operational Costs    \$0</p> <p style="font-size: 2em; color: #0056b3; font-weight: bold;">\$40,000</p>	 <h3>How much will this project save?</h3> <p style="font-size: 2em; color: #e67e22; font-weight: bold;">\$0</p>	 <h3>How much will this project earn?</h3> <p style="font-size: 2em; color: #27ae60; font-weight: bold;">\$0</p>
---	---	---

## Capital Cost

# \$40,000

Capital Cost by Year



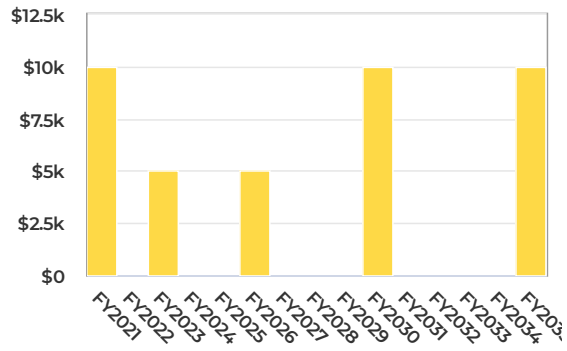
Capital Cost for All Years



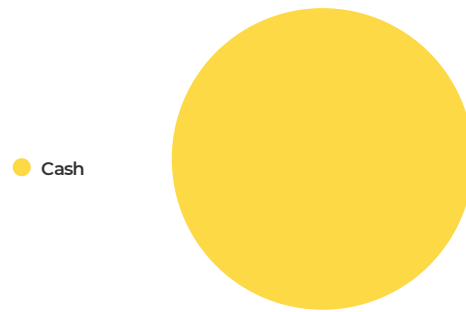
# Funding Sources

## \$40,000

### Funding Sources by Year



### Funding Sources for All Years



# Increased Bandwidth

Submitted By **Chris Cardott, Finance Director, Communication**  
 Created By **Chris Cardott, Communication**

Purchase additional bandwidth to be able to provide faster service for customers. Currently we are near capacity.

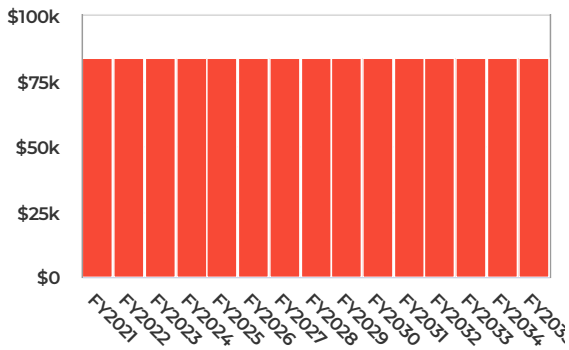


	<b>How much will this project cost?</b>		<b>How much will this project save?</b>		<b>How much will this project earn?</b>
	Capital Costs      \$1,260,000 Operational Costs    \$0				
	<b>\$1,260,000</b>		<b>\$0</b>		<b>\$0</b>


## Capital Cost

# \$1,260,000

Capital Cost by Year



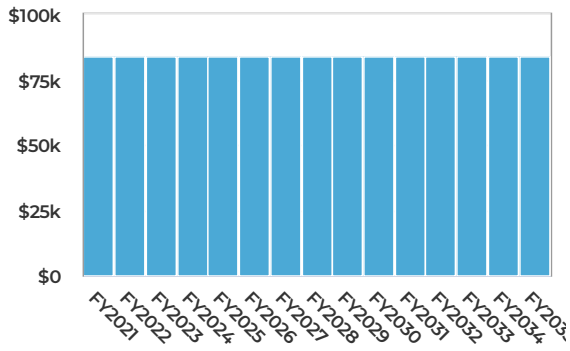
Capital Cost for All Years



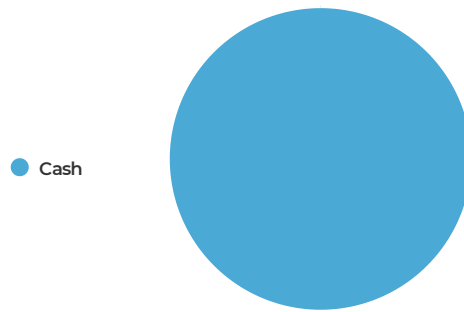
# Funding Sources

## \$1,260,000

### Funding Sources by Year



### Funding Sources for All Years



# Switches and Routers

Submitted By **Chris Cardott, Finance Director, Communication**  
 Created By **Chris Cardott, Communication**

The external security audit recommended changes to the network configuration to segment city data, SCADA, and customers to enhance security. This would include adding new switches and replacing end-of-life hardware that is currently in place. The dollar amount is carried forward to replace and refine the network based on changing needs.

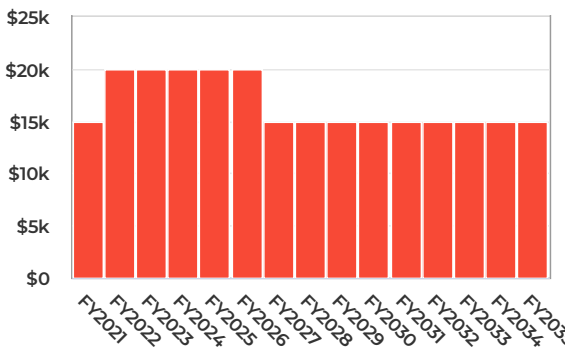


	<b>How much will this project cost?</b>		<b>How much will this project save?</b>		<b>How much will this project earn?</b>
Capital Costs            \$250,000 Operational Costs      \$0					
<b>\$250,000</b>		<b>\$0</b>		<b>\$0</b>	

## Capital Cost

# \$250,000

Capital Cost by Year



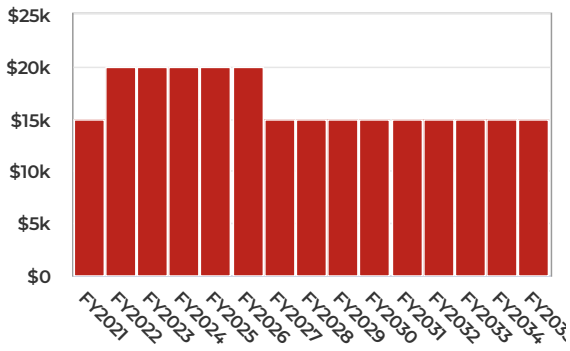
Capital Cost for All Years



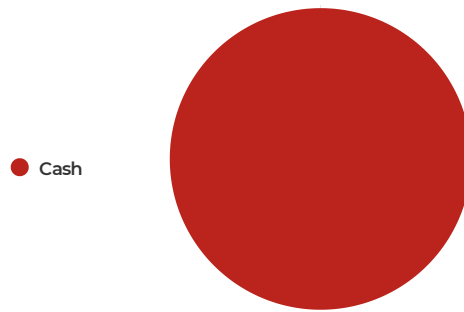
# Funding Sources

## \$250,000

### Funding Sources by Year




### Funding Sources for All Years



# Splice Cabinet

Submitted By **Chris Cardott, Finance Director, Communication**  
 Created By **Chris Cardott, Communication**

Replace old splice cabinet at the hospital parking lot with a vault with splices instead of the cross-connect patch panels. The existing cabinet is not waterproof and is rusting from exposure.

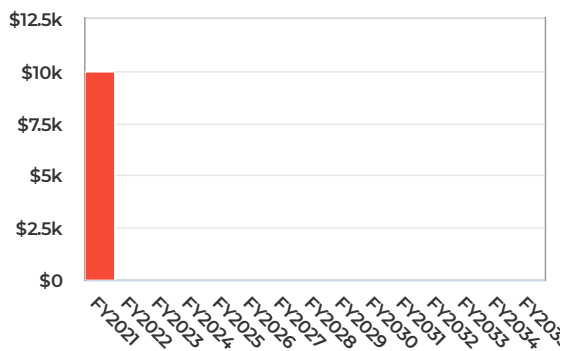


 <h3>How much will this project cost?</h3> <table border="0"> <tr> <td>Capital Costs</td> <td>\$10,000</td> </tr> <tr> <td>Operational Costs</td> <td>\$0</td> </tr> </table> <h2 style="color: blue;">\$10,000</h2>	Capital Costs	\$10,000	Operational Costs	\$0	 <h3>How much will this project save?</h3> <h2 style="color: orange;">\$0</h2>	 <h3>How much will this project earn?</h3> <h2 style="color: green;">\$0</h2>
Capital Costs	\$10,000					
Operational Costs	\$0					

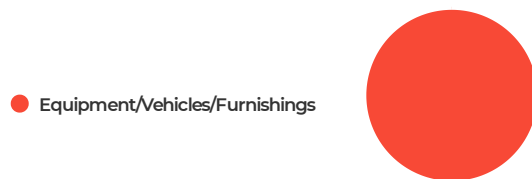
## Capital Cost

# \$10,000

Capital Cost by Year



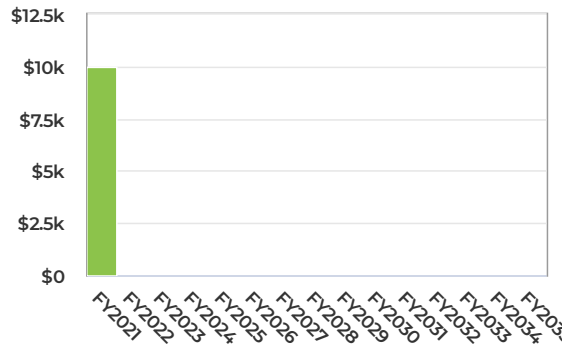
Capital Cost for All Years



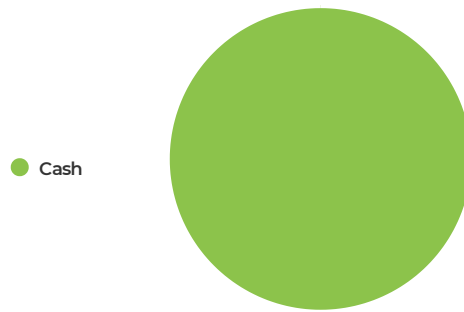
# Funding Sources

# \$10,000

### Funding Sources by Year



### Funding Sources for All Years



---

# **WATER REQUESTS**

---

# Water Maintenance

Submitted By **Chris Cardott, Finance Director, Water**  
 Created By **Chris Cardott, Water**

Infrastructure preventative maintenance and repair

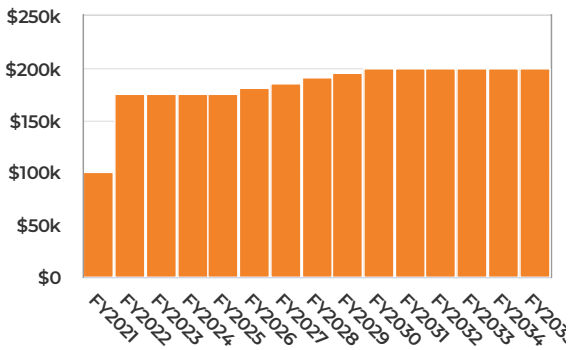


 <h3>How much will this project cost?</h3> <p>Capital Costs      \$2,753,465                  Operational Costs      \$0</p> <h2 style="color: #0056b3;">\$2,753,465</h2>	 <h3>How much will this project save?</h3> <h2 style="color: #e67e22;">\$0</h2>	 <h3>How much will this project earn?</h3> <h2 style="color: #27ae60;">\$0</h2>
--	--	--

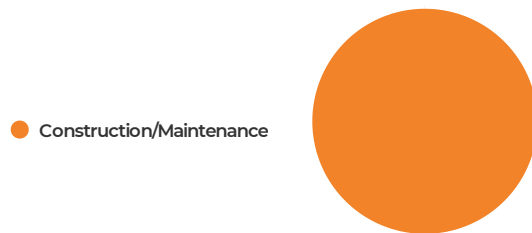
## Capital Cost

# \$2,753,465

Capital Cost by Year



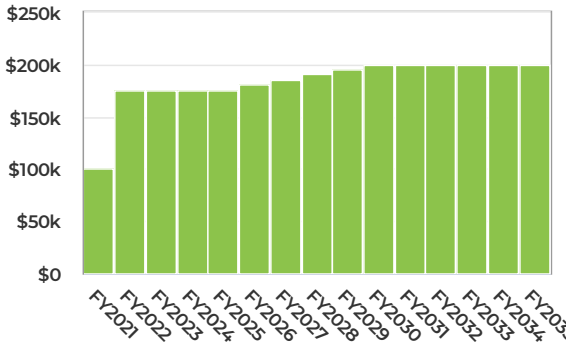
Capital Cost for All Years



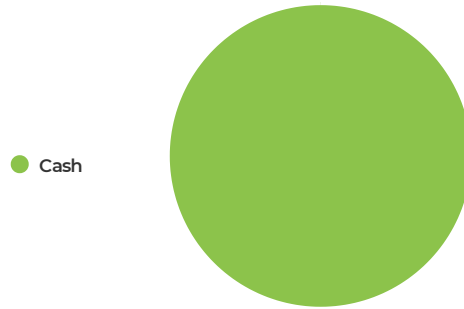
# Funding Sources

# \$2,753,465

### Funding Sources by Year



### Funding Sources for All Years



# Water Main Replacement

Submitted By **Chris Cardott**, Finance Director, Water  
 Created By **Chris Cardott**, Water

Upgrade existing water mains

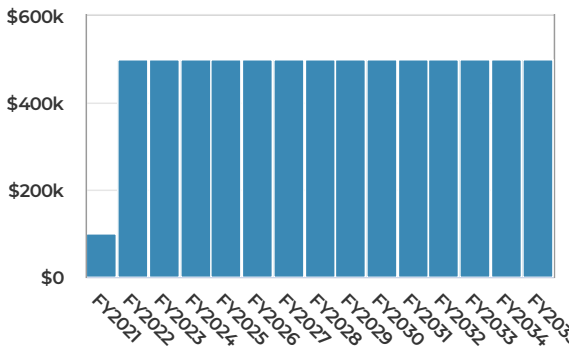


 <h3>How much will this project cost?</h3> <p>Capital Costs        \$7,100,000                  Operational Costs    \$0</p> <h2 style="color: #0056b3;">\$7,100,000</h2>	 <h3>How much will this project save?</h3> <h2 style="color: #e67e22;">\$0</h2>	 <h3>How much will this project earn?</h3> <h2 style="color: #27ae60;">\$0</h2>
--	--	--

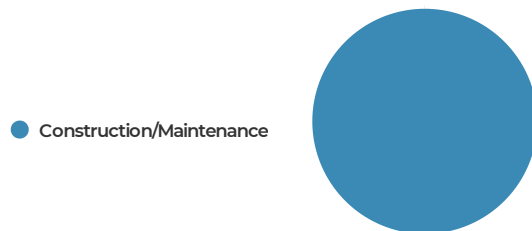
## Capital Cost

# \$7,100,000

Capital Cost by Year



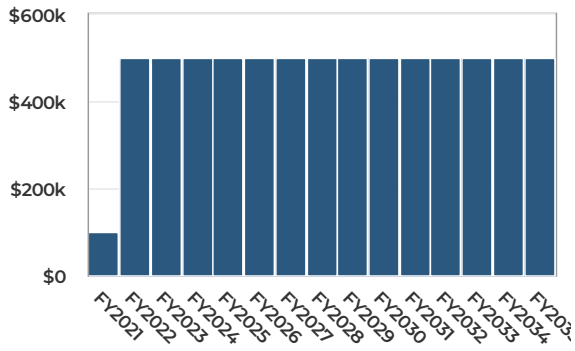
Capital Cost for All Years



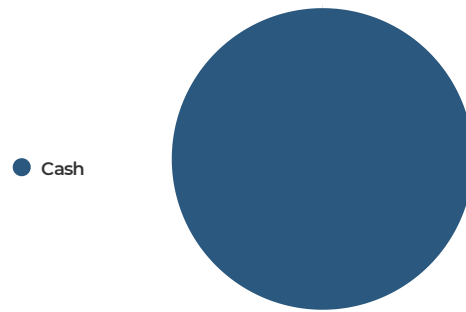
## Funding Sources

# \$7,100,000

### Funding Sources by Year



### Funding Sources for All Years



# Water Meter Replacement

Submitted By Chris Cardott, Finance Director, Water  
 Created By Chris Cardott, Water

Replace residential and business meters with newer technology. Existing meters are beyond useful life.

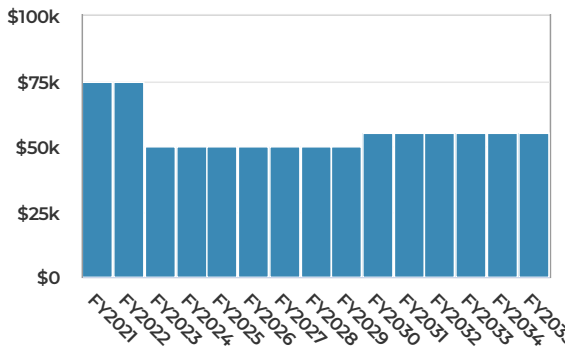


 <h3>How much will this project cost?</h3> <p>Capital Costs      \$830,000                  Operational Costs      \$0</p> <h2 style="color: #0056b3;">\$830,000</h2>	 <h3>How much will this project save?</h3> <h2 style="color: #e67e22;">\$0</h2>	 <h3>How much will this project earn?</h3> <h2 style="color: #27ae60;">\$0</h2>
--	--	--

## Capital Cost

# \$830,000

Capital Cost by Year



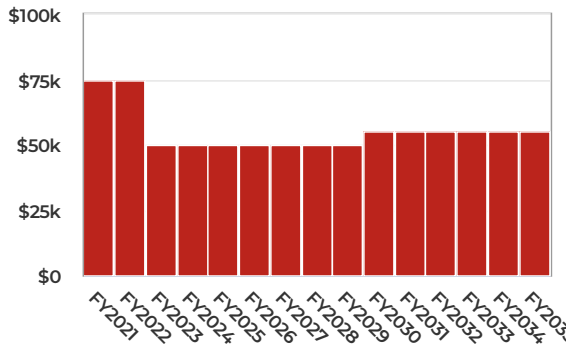
Capital Cost for All Years



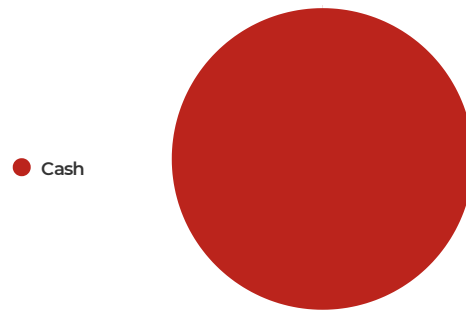
# Funding Sources

## \$830,000

### Funding Sources by Year



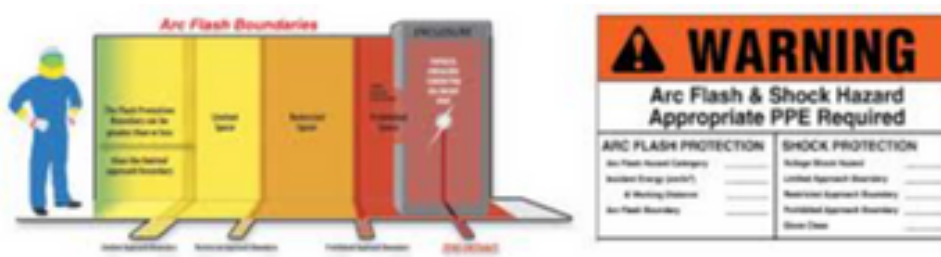
### Funding Sources for All Years



# Arc Flash Study

Submitted By Chris Cardott, Finance Director, Water  
 Created By Chris Cardott, Water

Electrical safety study

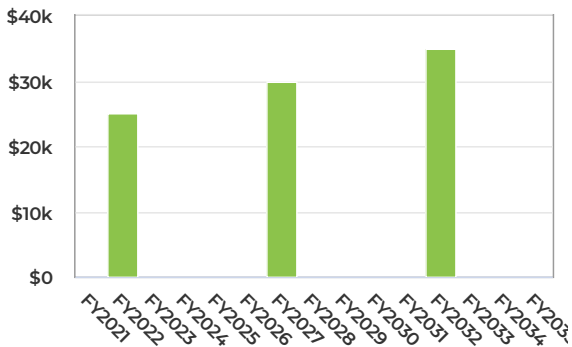


<div style="display: flex; align-items: center; margin-bottom: 10px;"> <h3>How much will this project cost?</h3> </div> <p>Capital Costs            \$90,000                  Operational Costs    \$0</p> <p style="text-align: center; font-size: 24px; font-weight: bold; color: #0056b3;">\$90,000</p>	<div style="display: flex; align-items: center; margin-bottom: 10px;"> <h3>How much will this project save?</h3> </div> <p style="text-align: center; font-size: 24px; font-weight: bold; color: #e67e22;">\$0</p>	<div style="display: flex; align-items: center; margin-bottom: 10px;"> <h3>How much will this project earn?</h3> </div> <p style="text-align: center; font-size: 24px; font-weight: bold; color: #27ae60;">\$0</p>
--	--	--

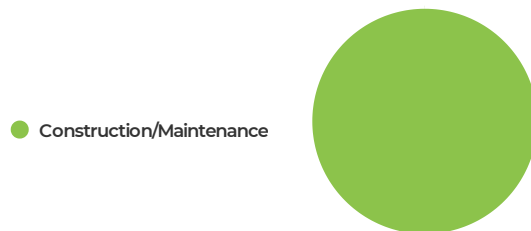
## Capital Cost

# \$90,000

Capital Cost by Year



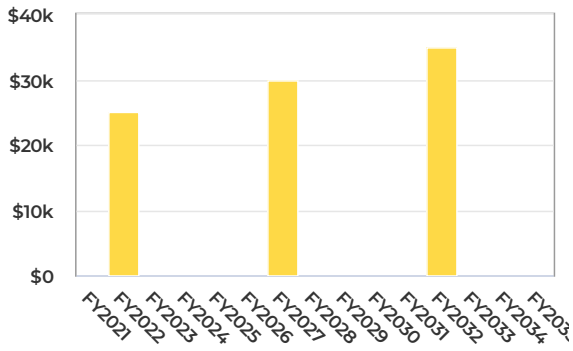
Capital Cost for All Years



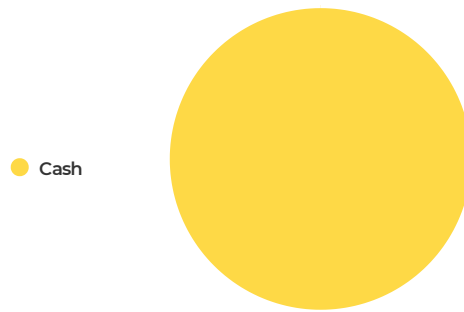
# Funding Sources

# \$90,000

### Funding Sources by Year



### Funding Sources for All Years



# Wash Water Tower

Submitted By **Chris Cardott, Finance Director, Water**  
 Created By **Chris Cardott, Water**

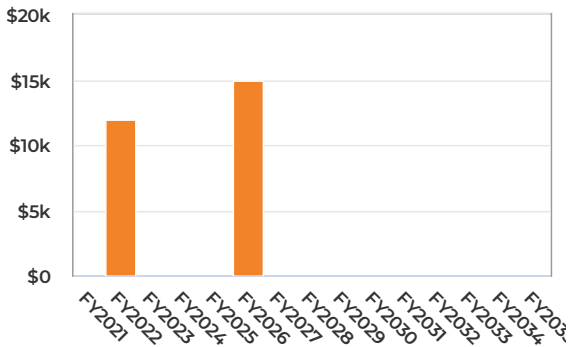
AWWA recommendation to maintain exterior paint.

 <h3>How much will this project cost?</h3> <table border="0"> <tr> <td>Capital Costs</td> <td>\$27,000</td> </tr> <tr> <td>Operational Costs</td> <td>\$0</td> </tr> </table> <h2 style="color: blue;">\$27,000</h2>	Capital Costs	\$27,000	Operational Costs	\$0	 <h3>How much will this project save?</h3> <h2 style="color: orange;">\$0</h2>	 <h3>How much will this project earn?</h3> <h2 style="color: green;">\$0</h2>
Capital Costs	\$27,000					
Operational Costs	\$0					

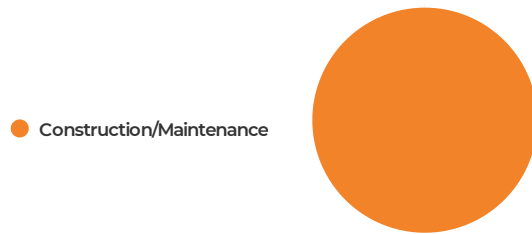
## Capital Cost

# \$27,000

Capital Cost by Year



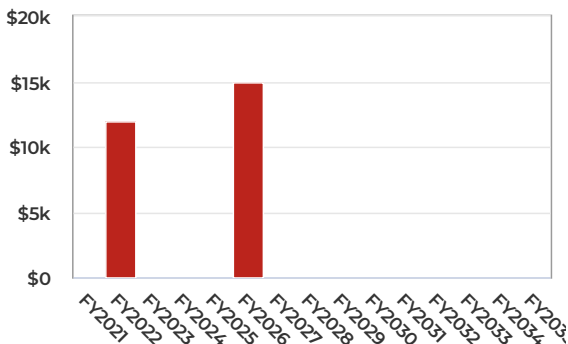
Capital Cost for All Years



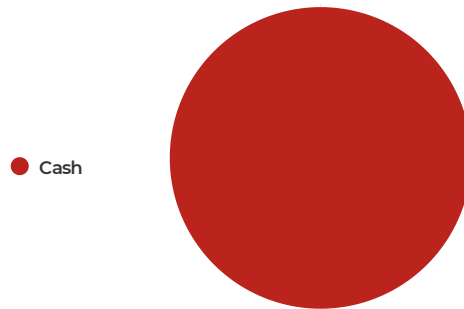
## Funding Sources

# \$27,000

Funding Sources by Year



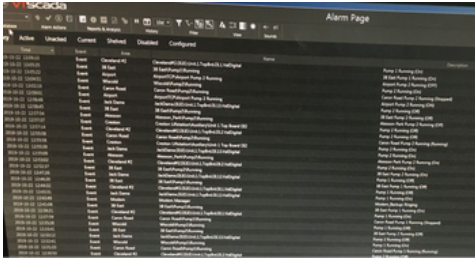
Funding Sources for All Years



# SCADA Upgrade

Submitted By **Chris Cardott, Finance Director, Water**  
 Created By **Chris Cardott, Water**

Replace aging SCADA equipment

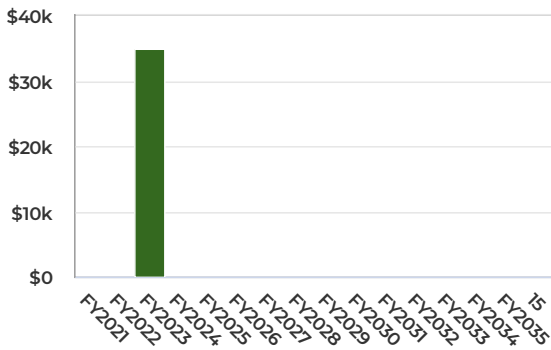


	<b>How much will this project cost?</b>		<b>How much will this project save?</b>		<b>How much will this project earn?</b>
	Capital Costs            \$35,000 Operational Costs       \$0				
	<b>\$35,000</b>		<b>\$0</b>		<b>\$0</b>

## Capital Cost

# \$35,000

Capital Cost by Year



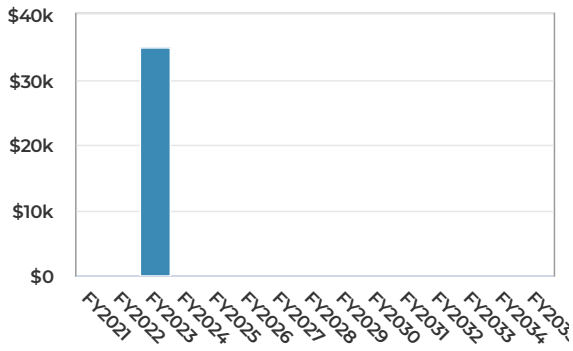
Capital Cost for All Years



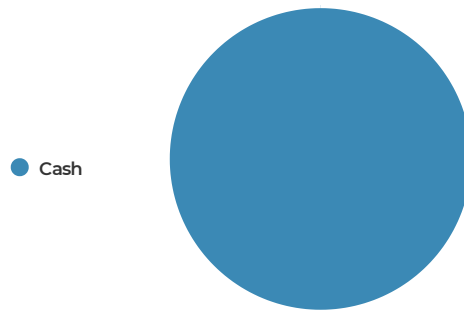
# Funding Sources

# \$35,000

### Funding Sources by Year



### Funding Sources for All Years



# Paint Water Tower A & B

Submitted By **Chris Cardott**, Finance Director, Water  
 Created By **Chris Cardott**, Water

AWWA recommended painting schedule to protect water tower from corrosion.

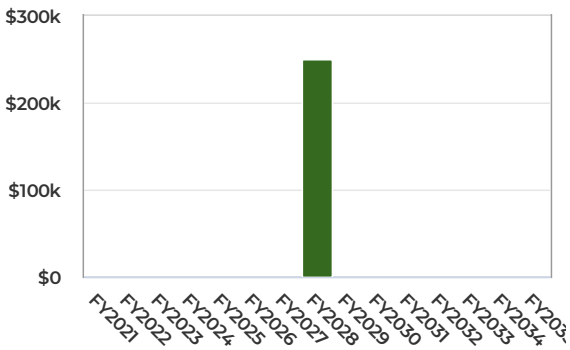


	<b>How much will this project cost?</b>		<b>How much will this project save?</b>		<b>How much will this project earn?</b>
	Capital Costs            \$250,000 Operational Costs       \$0				
	<b>\$250,000</b>		<b>\$0</b>		<b>\$0</b>

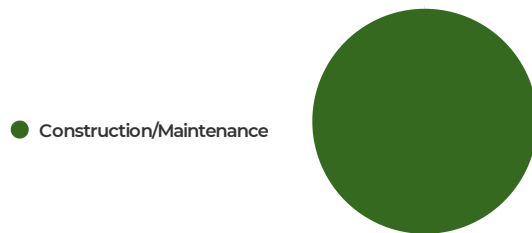
## Capital Cost

# \$250,000

Capital Cost by Year



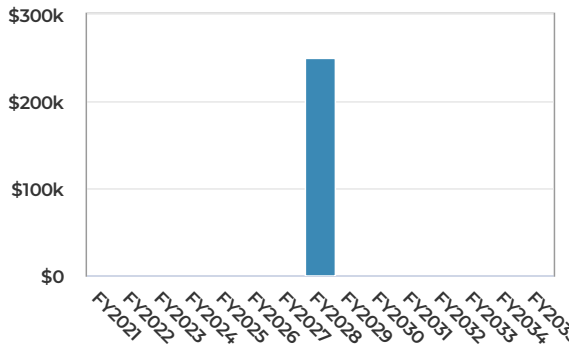
Capital Cost for All Years



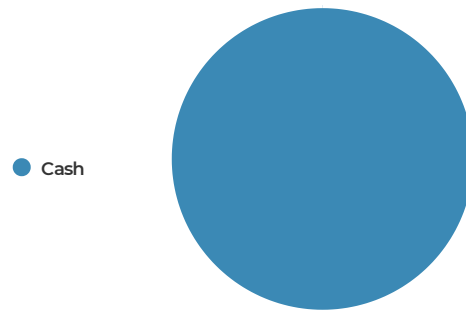
# Funding Sources

## \$250,000

### Funding Sources by Year




### Funding Sources for All Years



# Rehab Wells 8, 10, and 11 Pumps

Submitted By **Chris Cardott, Finance Director, Water**  
 Created By **Chris Cardott, Water**

Standard update and replacement for Wells 8, 10, and 11 pumps.

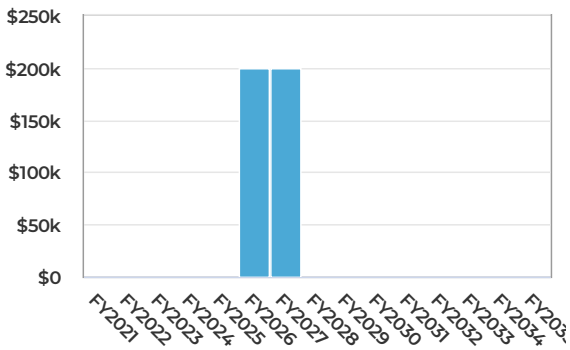


	<b>How much will this project cost?</b>		<b>How much will this project save?</b>		<b>How much will this project earn?</b>
	Capital Costs        \$400,000 Operational Costs    \$0				
	<b>\$400,000</b>		<b>\$0</b>		<b>\$0</b>

## Capital Cost

# \$400,000

Capital Cost by Year



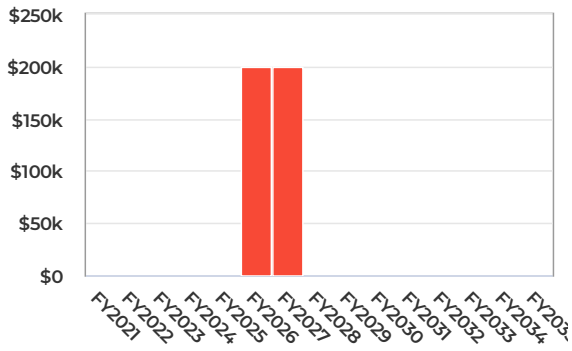
Capital Cost for All Years



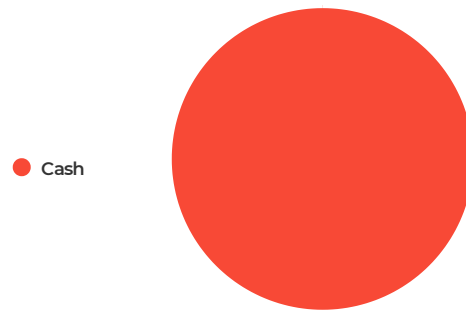
# Funding Sources

## \$400,000

### Funding Sources by Year



### Funding Sources for All Years



# Inspect and Clean All Water Towers

Submitted By **Chris Cardott, Finance Director, Water**  
 Created By **Chris Cardott, Water**

Preventative maintenance for all elevated water towers.

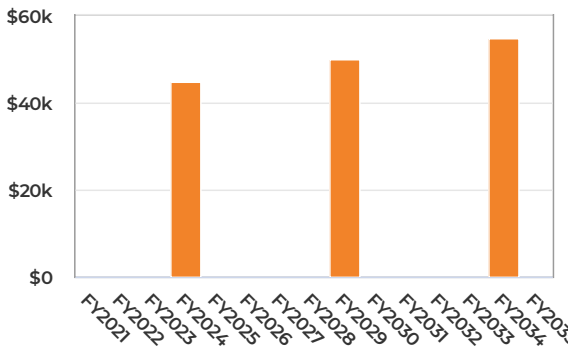


	<b>How much will this project cost?</b>		<b>How much will this project save?</b>		<b>How much will this project earn?</b>
	Capital Costs            \$150,000 Operational Costs       \$0				
	<b>\$150,000</b>		<b>\$0</b>		<b>\$0</b>

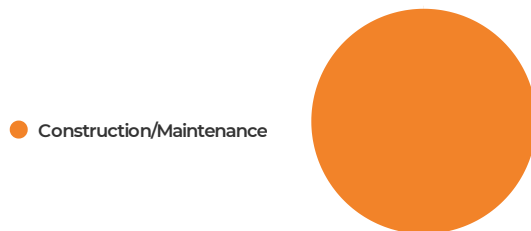
## Capital Cost

# \$150,000

Capital Cost by Year



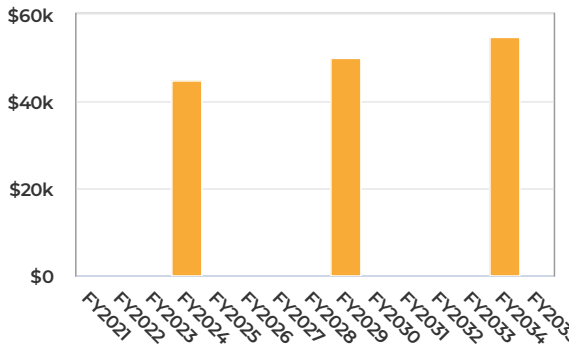
Capital Cost for All Years



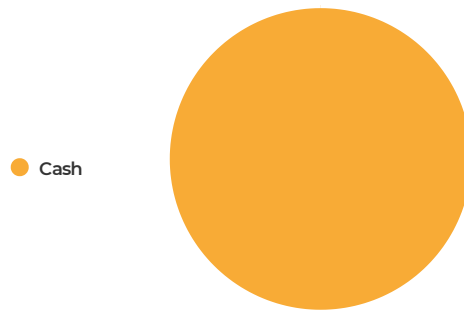
# Funding Sources

## \$150,000

### Funding Sources by Year



### Funding Sources for All Years



# Well #8 Plant or New Well

Submitted By **Chris Cardott, Finance Director, Water**  
 Created By **Chris Cardott, Water**

Well #8 exceeds the EPA standards for iron and thus needs an iron removal plant for continued operations.

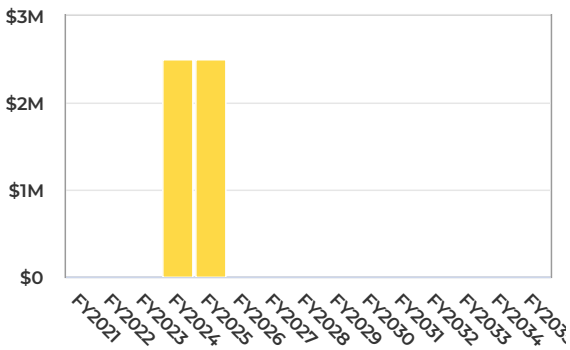


	<b>How much will this project cost?</b>		<b>How much will this project save?</b>		<b>How much will this project earn?</b>
	Capital Costs      \$5,000,000 Operational Costs    \$0				
	<b>\$5,000,000</b>		<b>\$0</b>		<b>\$0</b>


## Capital Cost

# \$5,000,000

Capital Cost by Year



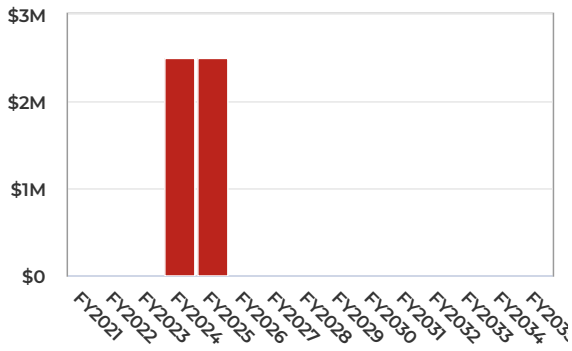
Capital Cost for All Years



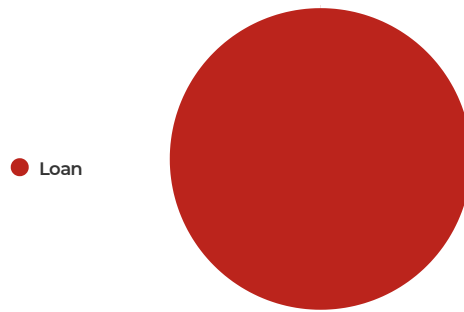
# Funding Sources

# \$5,000,000

### Funding Sources by Year



### Funding Sources for All Years



# Pilot Travelstop Contribution

Submitted By **Chris Cardott**, Finance Director, Water  
 Created By **Chris Cardott**, Water

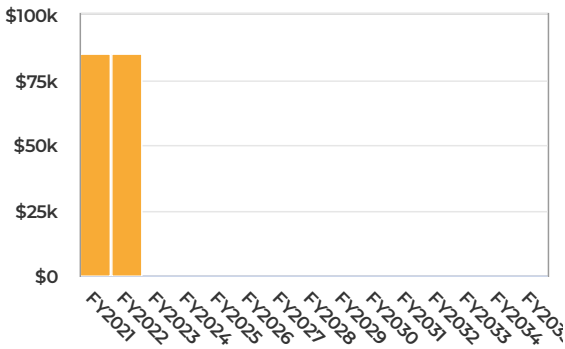
Portion of the water extension under I-39 for the Pilot Travelstop Project.

 <h3>How much will this project cost?</h3> <p>Capital Costs            \$170,000                  Operational Costs    \$0</p> <h2 style="color: blue;">\$170,000</h2>	 <h3>How much will this project save?</h3> <h2 style="color: orange;">\$0</h2>	 <h3>How much will this project earn?</h3> <h2 style="color: green;">\$0</h2>
---	---	--

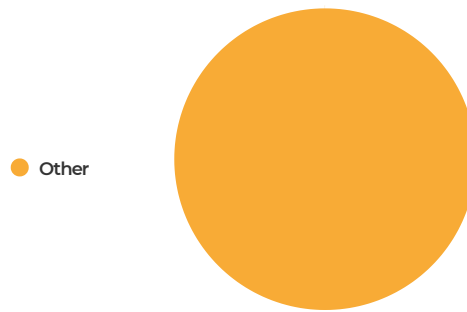
## Capital Cost

# \$170,000

Capital Cost by Year



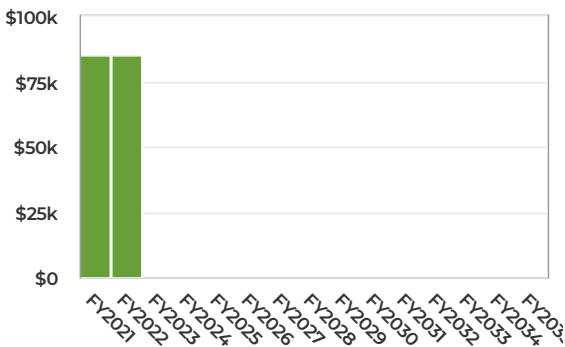
Capital Cost for All Years



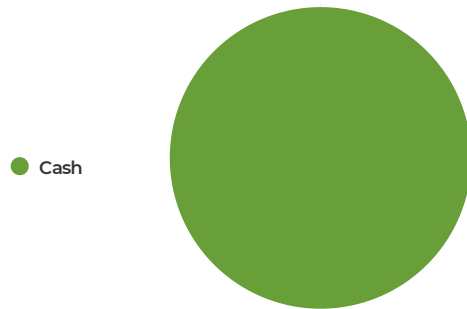
## Funding Sources

# \$170,000

Funding Sources by Year



Funding Sources for All Years



# Extension of Water Main - Hayes Rd to Elva Rd

Submitted By Chris Cardott, Finance Director, Water  
 Created By Chris Cardott, Water

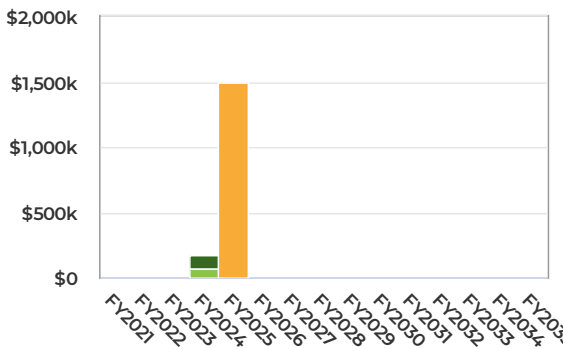
16" water main extension to Elva Road for future industrial development

 <h3>How much will this project cost?</h3> <p>Capital Costs      \$1,670,000                  Operational Costs      \$0</p> <h2 style="color: blue;">\$1,670,000</h2>	 <h3>How much will this project save?</h3> <h2 style="color: orange;">\$0</h2>	 <h3>How much will this project earn?</h3> <h2 style="color: green;">\$0</h2>
---	---	--

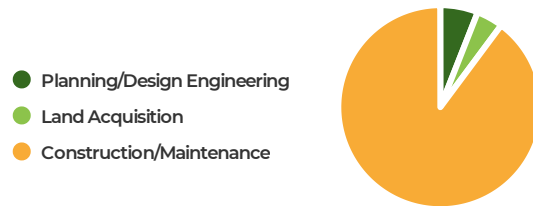
## Capital Cost

# \$1,670,000

### Capital Cost by Year



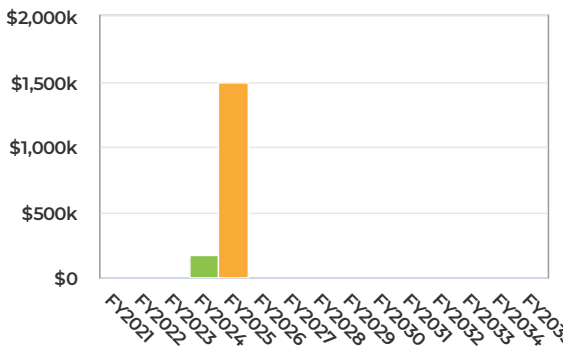
### Capital Cost for All Years



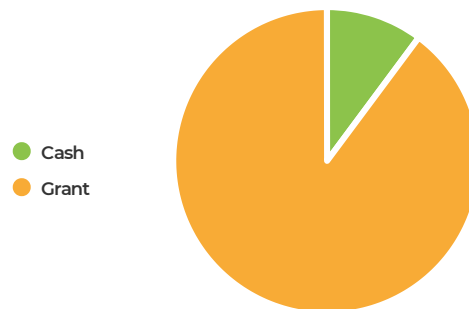
## Funding Sources

# \$1,670,000

### Funding Sources by Year



### Funding Sources for All Years



# Skid Loader

Submitted By **Chris Cardott, Finance Director, Water**  
 Created By **Chris Cardott, Water**

New skid loader to help with construction projects and replace existing forklift.

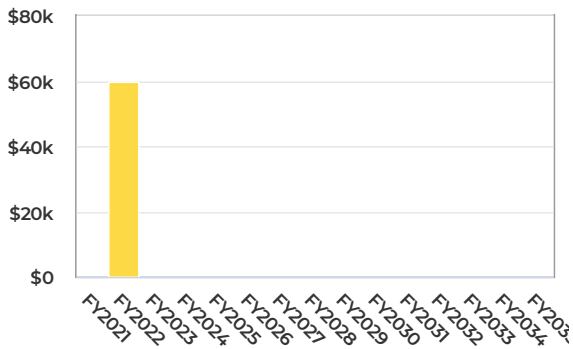


 <h3>How much will this project cost?</h3> <table border="0"> <tr> <td>Capital Costs</td> <td>\$60,000</td> </tr> <tr> <td>Operational Costs</td> <td>\$0</td> </tr> </table> <h2 style="color: blue;">\$60,000</h2>	Capital Costs	\$60,000	Operational Costs	\$0	 <h3>How much will this project save?</h3> <h2 style="color: orange;">\$0</h2>	 <h3>How much will this project earn?</h3> <h2 style="color: green;">\$0</h2>
Capital Costs	\$60,000					
Operational Costs	\$0					

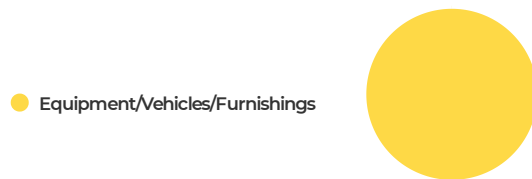
## Capital Cost

# \$60,000

Capital Cost by Year



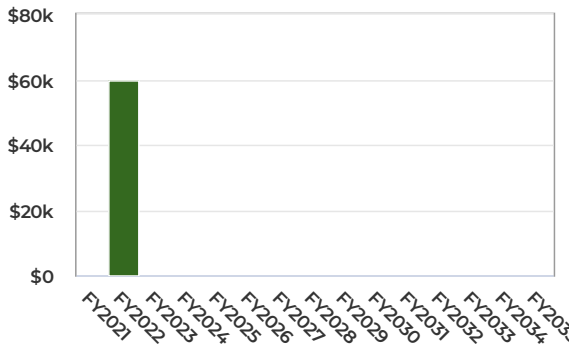
Capital Cost for All Years



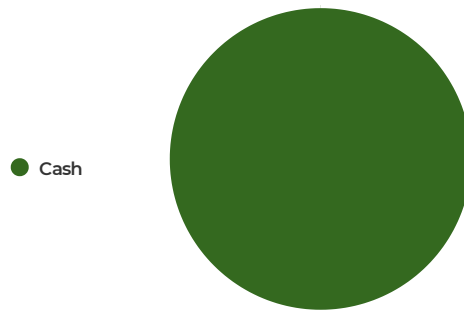
# Funding Sources

# \$60,000

### Funding Sources by Year



### Funding Sources for All Years



# Well #4 Building (7th Street Overpass)

Submitted By Chris Cardott, Finance Director, Water  
 Created By Chris Cardott, Water

New well house to replace current well house that is 100 years old.

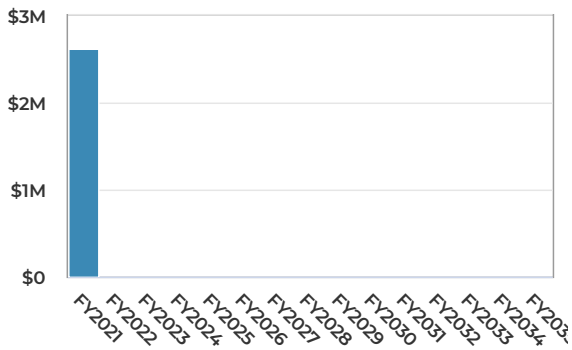


 <h3>How much will this project cost?</h3> <p>Capital Costs      \$2,625,000                  Operational Costs      \$0</p> <h2 style="color: #0056b3;">\$2,625,000</h2>	 <h3>How much will this project save?</h3> <h2 style="color: #e67e22;">\$0</h2>	 <h3>How much will this project earn?</h3> <h2 style="color: #27ae60;">\$0</h2>
--	--	--

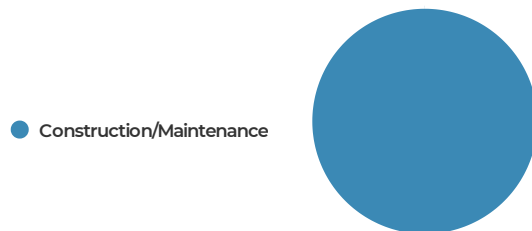
## Capital Cost

# \$2,625,000

Capital Cost by Year



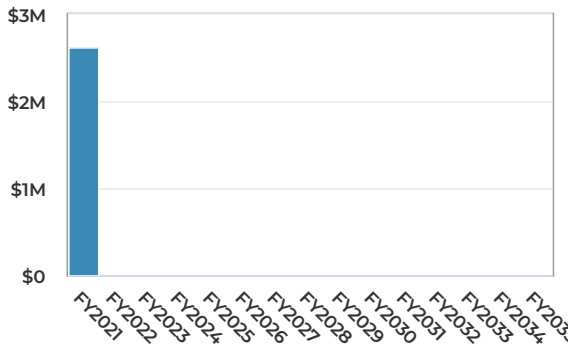
Capital Cost for All Years



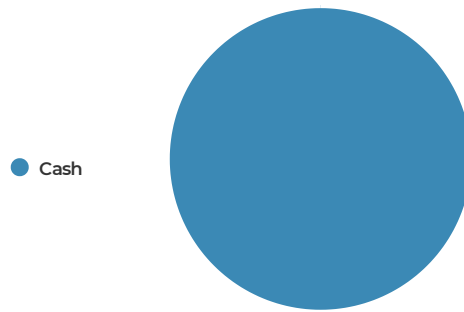
# Funding Sources

## \$2,625,000

Funding Sources by Year



Funding Sources for All Years



---

# **WATER RECLAMATION REQUESTS**

---

# Manhole Lining

Submitted By **Chris Cardott, Finance Director, Water Reclamation**  
 Created By **Chris Cardott, Water Reclamation**

Lining of deteriorating manholes located within the City.

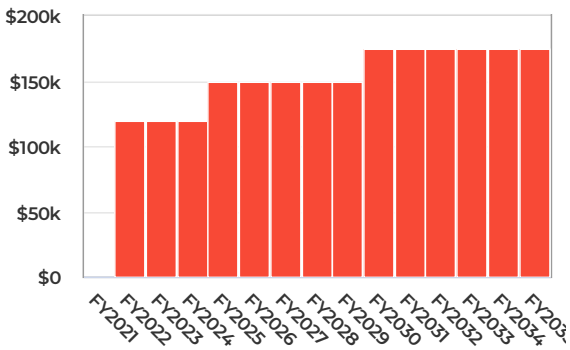


 <h3>How much will this project cost?</h3> <p>Capital Costs      \$2,160,000                  Operational Costs      \$0</p> <h2 style="color: blue;">\$2,160,000</h2>	 <h3>How much will this project save?</h3> <h2 style="color: orange;">\$0</h2>	 <h3>How much will this project earn?</h3> <h2 style="color: green;">\$0</h2>
---	---	--

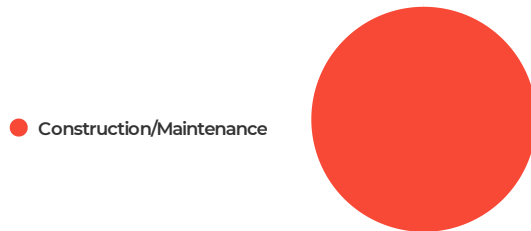
## Capital Cost

# \$2,160,000

Capital Cost by Year



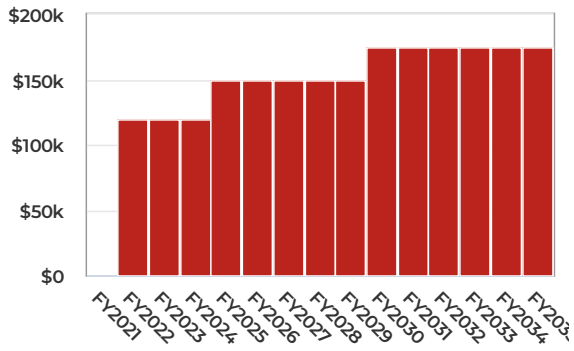
Capital Cost for All Years



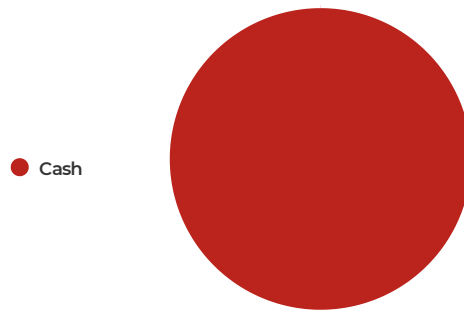
# Funding Sources

## \$2,160,000

Funding Sources by Year



Funding Sources for All Years



# Sewer Line Replacement

Submitted By **Chris Cardott**, Finance Director, Water Reclamation  
 Created By **Chris Cardott**, Water Reclamation

Replace or line deteriorating sewer lines throughout the City.

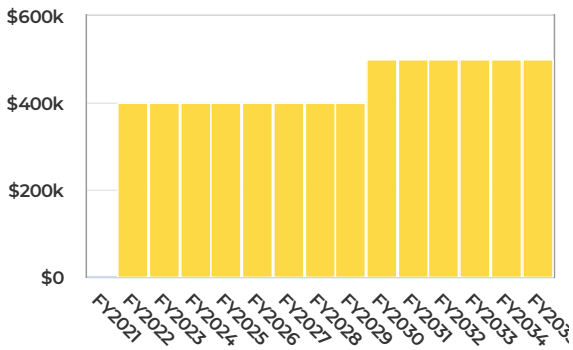


 <h3>How much will this project cost?</h3> <p>Capital Costs      \$6,200,000                  Operational Costs      \$0</p> <h2 style="color: blue;">\$6,200,000</h2>	 <h3>How much will this project save?</h3> <h2 style="color: orange;">\$0</h2>	 <h3>How much will this project earn?</h3> <h2 style="color: green;">\$0</h2>
---	---	--

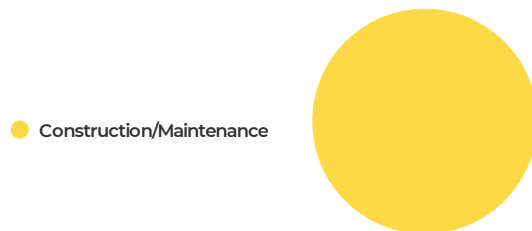
## Capital Cost

# \$6,200,000

Capital Cost by Year



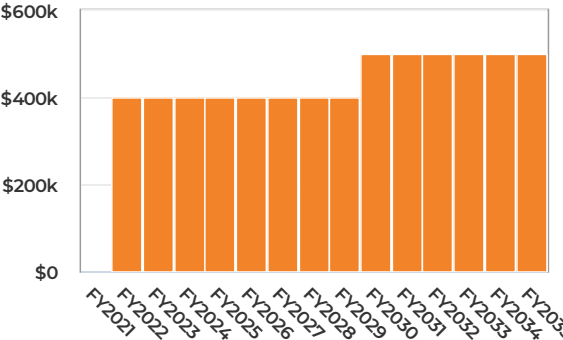
Capital Cost for All Years




# Funding Sources

# \$6,200,000

Funding Sources by Year



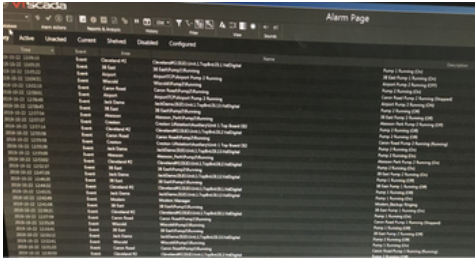
Funding Sources for All Years



# SCADA Upgrade

Submitted By **Chris Cardott, Finance Director, Water Reclamation**  
 Created By **Chris Cardott, Water Reclamation**

Upgrade SCADA to maintain proper communication with all equipment.

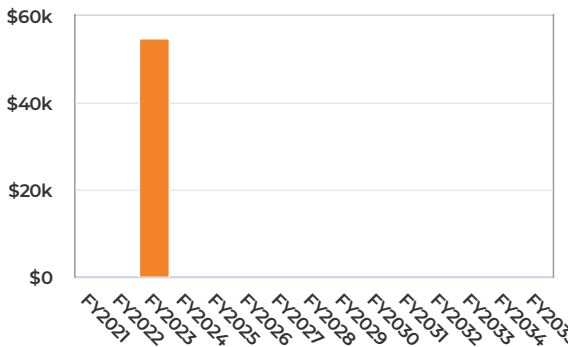


	<b>How much will this project cost?</b>		<b>How much will this project save?</b>		<b>How much will this project earn?</b>
	Capital Costs            \$55,000 Operational Costs       \$0				
	<b>\$55,000</b>		<b>\$0</b>		<b>\$0</b>

## Capital Cost

# \$55,000

Capital Cost by Year



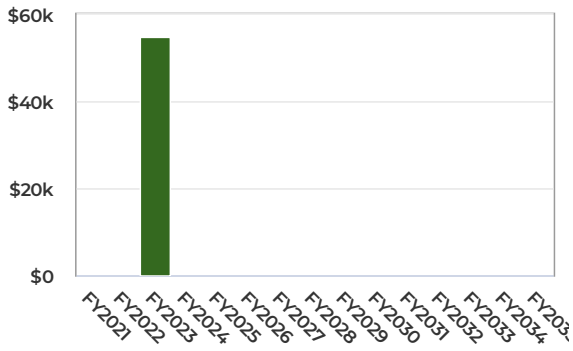
Capital Cost for All Years



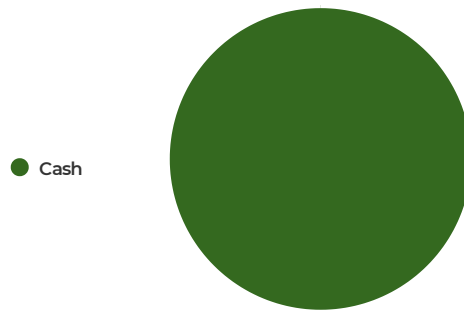
# Funding Sources

# \$55,000

### Funding Sources by Year



### Funding Sources for All Years



# Water Reclamation Maintenance

Submitted By Chris Cardott, Finance Director, Water Reclamation  
 Created By Chris Cardott, Water Reclamation

Preventative maintenance or replacement on water reclamation infrastructure to avoid failure.

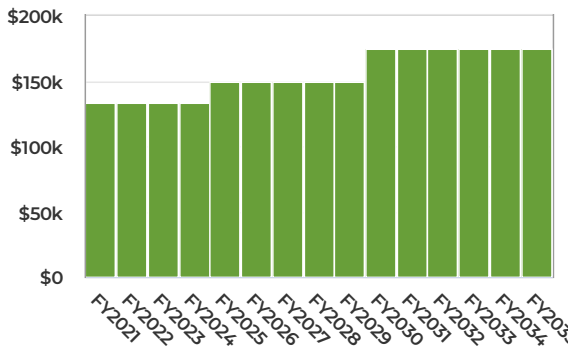


 <h3>How much will this project cost?</h3> <p>Capital Costs      \$2,333,848                  Operational Costs      \$0</p> <h2 style="color: blue;">\$2,333,848</h2>	 <h3>How much will this project save?</h3> <h2 style="color: orange;">\$0</h2>	 <h3>How much will this project earn?</h3> <h2 style="color: green;">\$0</h2>
---	---	--

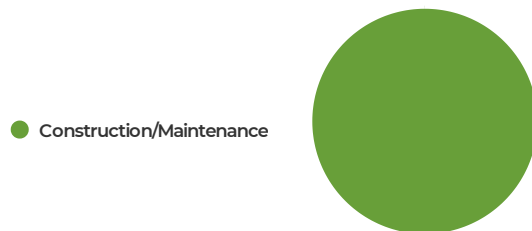
## Capital Cost

# \$2,333,848

Capital Cost by Year



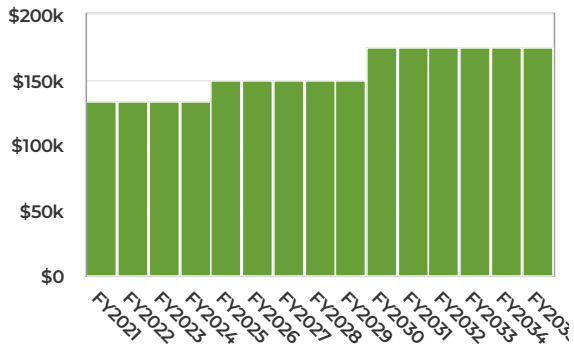
Capital Cost for All Years



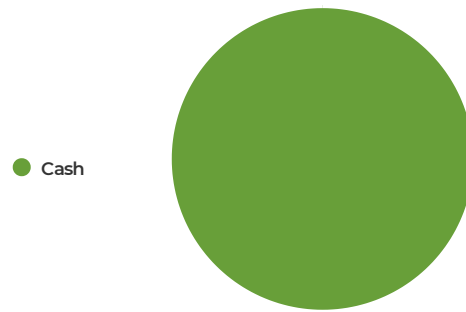
# Funding Sources

## \$2,333,848

### Funding Sources by Year



### Funding Sources for All Years



# Vector Truck

Submitted By **Chris Cardott, Finance Director, Water Reclamation**  
 Created By **Chris Cardott, Water Reclamation**

Purchase new vector truck to comply with NPDES requirement for jetting and televising.

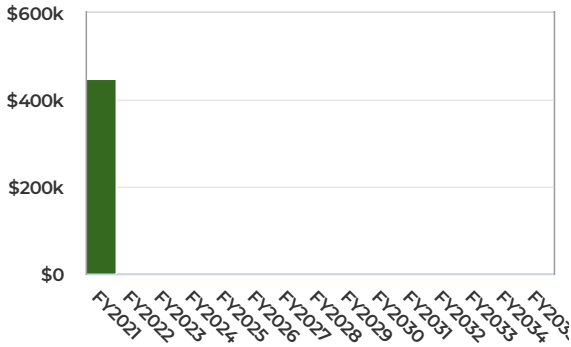


 <p><b>How much will this project cost?</b></p> <p>Capital Costs        \$450,000                  Operational Costs    \$0</p> <p style="font-size: 2em; color: blue;"><b>\$450,000</b></p>	 <p><b>How much will this project save?</b></p> <p style="font-size: 2em; color: orange;"><b>\$0</b></p>	 <p><b>How much will this project earn?</b></p> <p style="font-size: 2em; color: green;"><b>\$0</b></p>
---	---	--

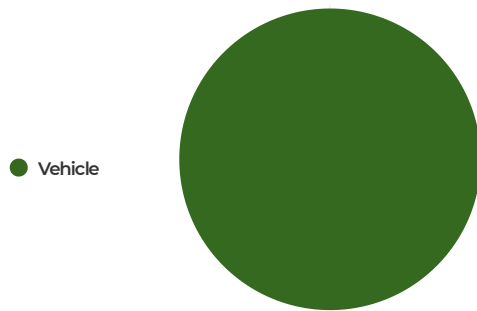
## Capital Cost

# \$450,000

Capital Cost by Year



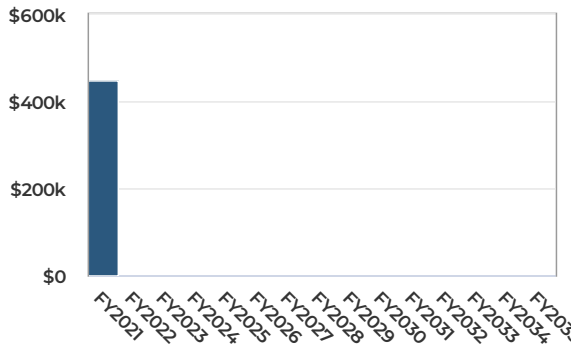
Capital Cost for All Years



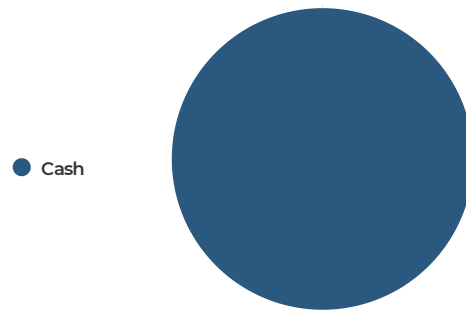
# Funding Sources

## \$450,000

### Funding Sources by Year



### Funding Sources for All Years



# Water Meters

Submitted By **Chris Cardott, Finance Director, Water Reclamation**  
 Created By **Chris Cardott, Water Reclamation**

Replace aging meters that do provide accurate readings.

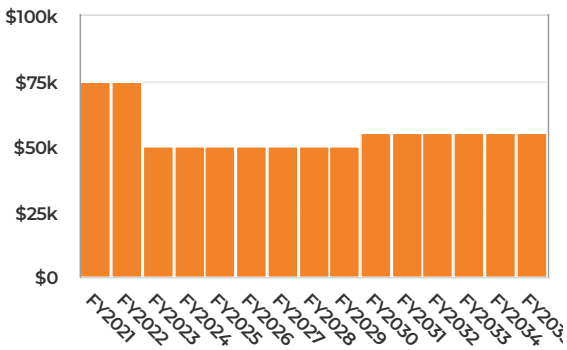


 <h3>How much will this project cost?</h3> <p>Capital Costs        \$830,000                  Operational Costs    \$0</p> <h2 style="color: blue;">\$830,000</h2>	 <h3>How much will this project save?</h3> <h2 style="color: orange;">\$0</h2>	 <h3>How much will this project earn?</h3> <h2 style="color: green;">\$0</h2>
---	---	--

## Capital Cost

# \$830,000

Capital Cost by Year



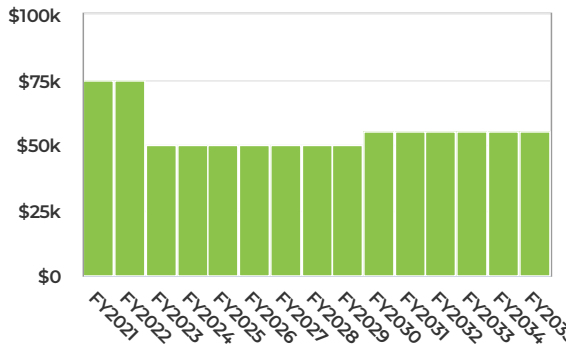
Capital Cost for All Years



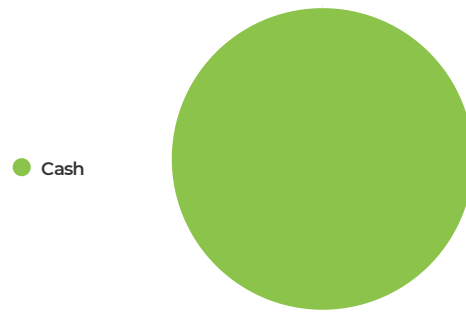
# Funding Sources

## \$830,000

### Funding Sources by Year



### Funding Sources for All Years



# Lift Stations Upgrades

Submitted By **Chris Cardott, Finance Director, Water Reclamation**  
 Created By **Chris Cardott, Water Reclamation**

Upgrade aging infrastructure at the existing lift stations.

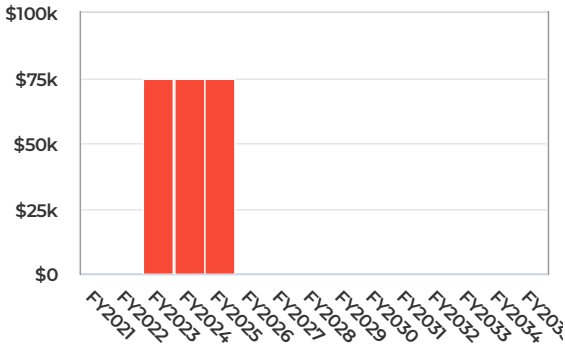


 <h3>How much will this project cost?</h3> <p>Capital Costs        \$225,000                  Operational Costs    \$0</p> <p style="font-size: 2em; font-weight: bold; color: #0056b3;">\$225,000</p>	 <h3>How much will this project save?</h3> <p style="font-size: 2em; font-weight: bold; color: #f7941d;">\$0</p>	 <h3>How much will this project earn?</h3> <p style="font-size: 2em; font-weight: bold; color: #4caf50;">\$0</p>
---	---	---

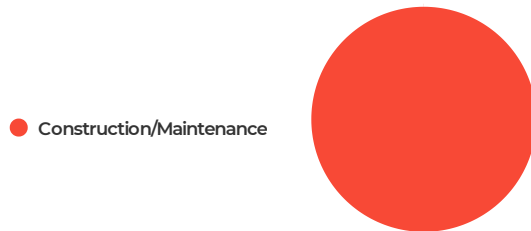
## Capital Cost

# \$225,000

Capital Cost by Year



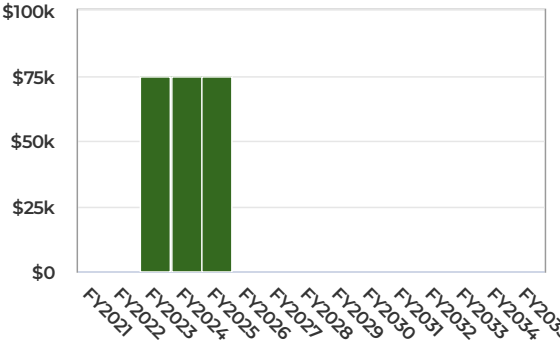
Capital Cost for All Years




# Funding Sources

# \$225,000

Funding Sources by Year



Funding Sources for All Years



# Wastewater Treatment Plant Upgrades

Submitted By **Chris Cardott**, Finance Director, Water Reclamation  
 Created By **Chris Cardott**, Water Reclamation

Replace plant equipment that is beyond life expectancy.

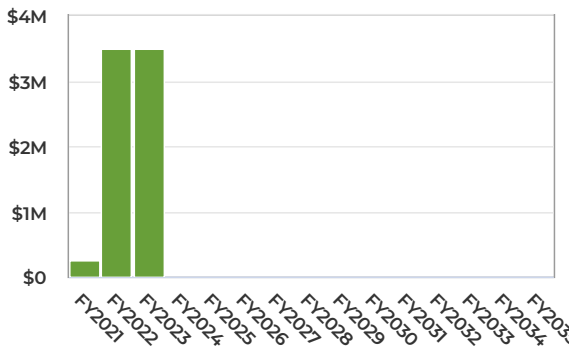


 <h3>How much will this project cost?</h3> <p>Capital Costs      \$7,250,000                  Operational Costs      \$0</p> <h2 style="color: #0056b3;">\$7,250,000</h2>	 <h3>How much will this project save?</h3> <h2 style="color: #e67e22;">\$0</h2>	 <h3>How much will this project earn?</h3> <h2 style="color: #27ae60;">\$0</h2>
--	--	--

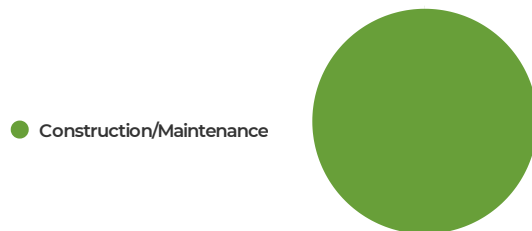
## Capital Cost

# \$7,250,000

Capital Cost by Year



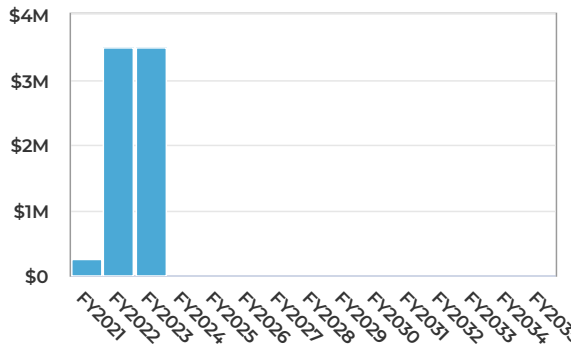
Capital Cost for All Years



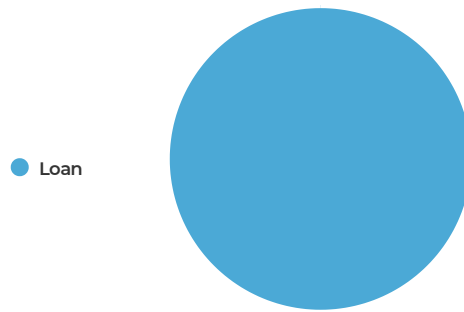
# Funding Sources

## \$7,250,000

Funding Sources by Year



Funding Sources for All Years



# Extension of Sewer Main from Hayes Rd to Elva Rd

Submitted By Chris Cardott, Finance Director, Water Reclamation  
 Created By Chris Cardott, Water Reclamation

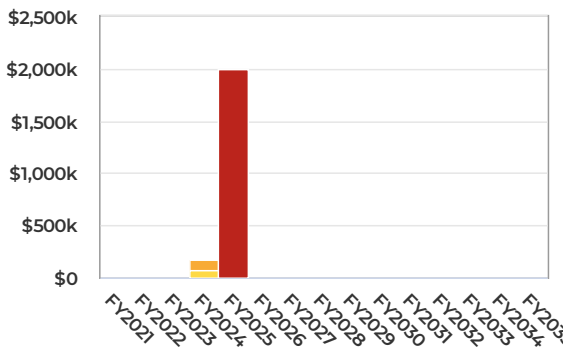
Extension of 21" sewer main for future industrial development.

 <h3>How much will this project cost?</h3> <p>Capital Costs      \$2,170,000                  Operational Costs    \$0</p> <h2 style="color: blue;">\$2,170,000</h2>	 <h3>How much will this project save?</h3> <h2 style="color: orange;">\$0</h2>	 <h3>How much will this project earn?</h3> <h2 style="color: green;">\$0</h2>
---	---	--


## Capital Cost

# \$2,170,000

Capital Cost by Year



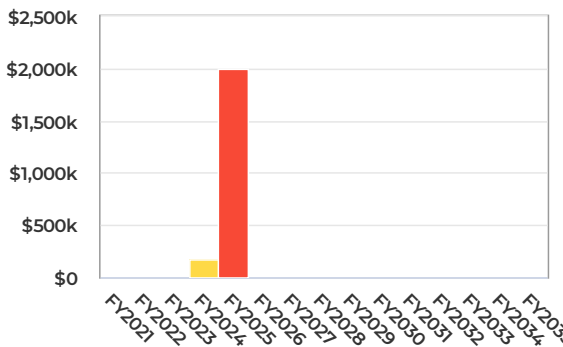
Capital Cost for All Years



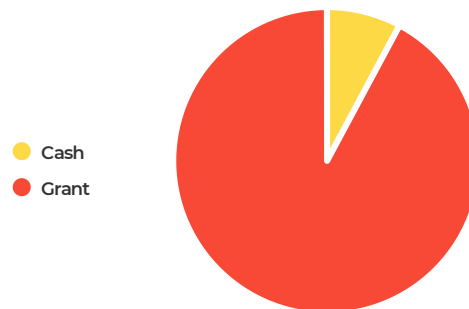
## Funding Sources

# \$2,170,000

Funding Sources by Year



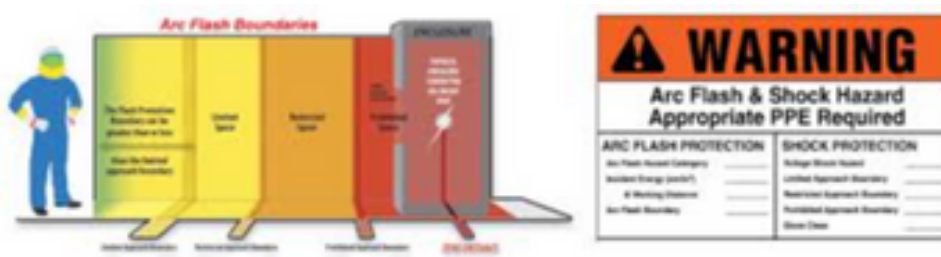
Funding Sources for All Years



# Arc Flash Study

Submitted By Chris Cardott, Finance Director, Water Reclamation  
 Created By Chris Cardott, Water Reclamation

Maintain electrical safety compliance

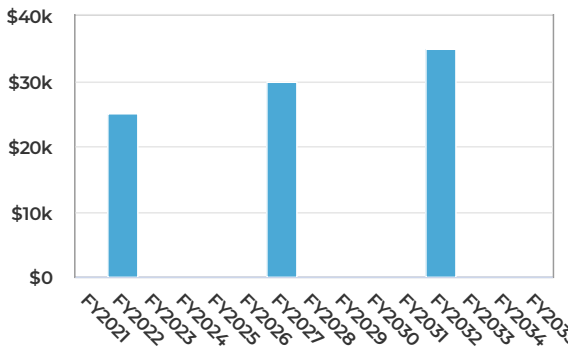


<div style="display: flex; align-items: center; margin-bottom: 10px;"> <h3>How much will this project cost?</h3> </div> <p>Capital Costs            \$90,000                  Operational Costs    \$0</p> <p style="text-align: center; font-size: 24px; font-weight: bold; color: #0056b3;">\$90,000</p>	<div style="display: flex; align-items: center; margin-bottom: 10px;"> <h3>How much will this project save?</h3> </div> <p style="text-align: center; font-size: 24px; font-weight: bold; color: #e67e22;">\$0</p>	<div style="display: flex; align-items: center; margin-bottom: 10px;"> <h3>How much will this project earn?</h3> </div> <p style="text-align: center; font-size: 24px; font-weight: bold; color: #27ae60;">\$0</p>
--	--	--

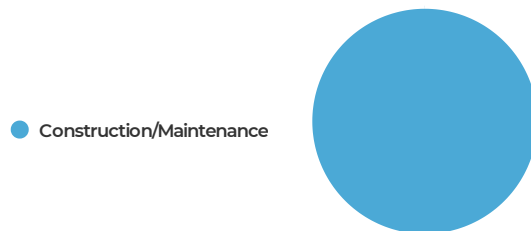
## Capital Cost

# \$90,000

Capital Cost by Year



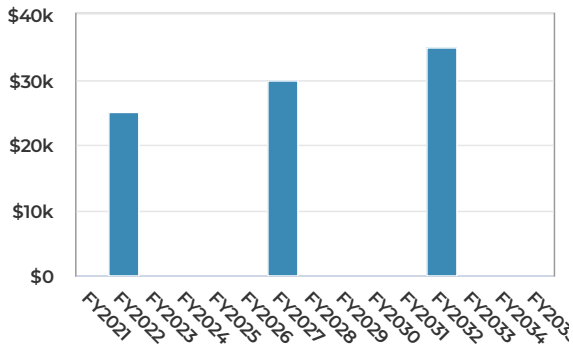
Capital Cost for All Years



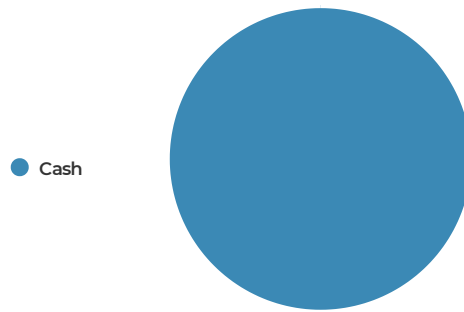
# Funding Sources

# \$90,000

### Funding Sources by Year



### Funding Sources for All Years



# Skid Loader

Submitted By **Chris Cardott, Finance Director, Water Reclamation**  
Created By **Chris Cardott, Water Reclamation**

New skid loader to help with construction jobs and replace existing forklift.

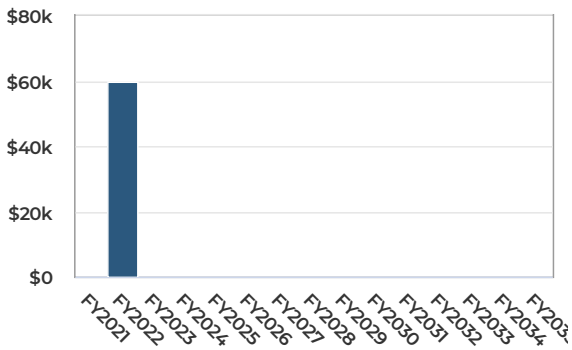


How much will this project cost?	How much will this project save?	How much will this project earn?
Capital Costs: \$60,000 Operational Costs: \$0 <b>\$60,000</b>	<b>\$0</b>	<b>\$0</b>

## Capital Cost

# \$60,000

Capital Cost by Year



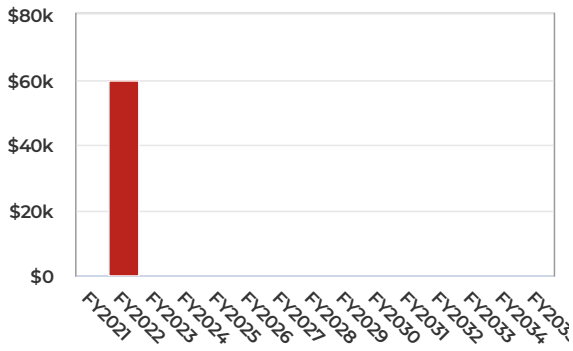
Capital Cost for All Years



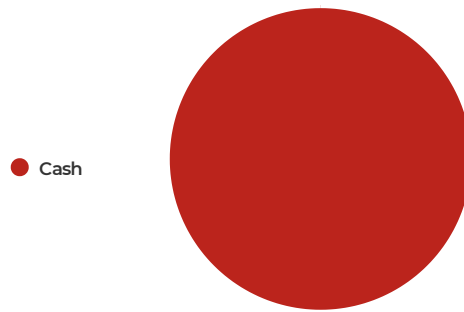
# Funding Sources

# \$60,000

### Funding Sources by Year



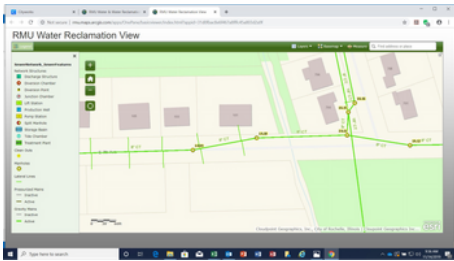
### Funding Sources for All Years



# 7th Street Sewer Relocate

Submitted By **Chris Cardott**, Finance Director, Water Reclamation  
 Created By **Chris Cardott**, Water Reclamation

Relocate the 7th Street sewer due to bridge replacement.

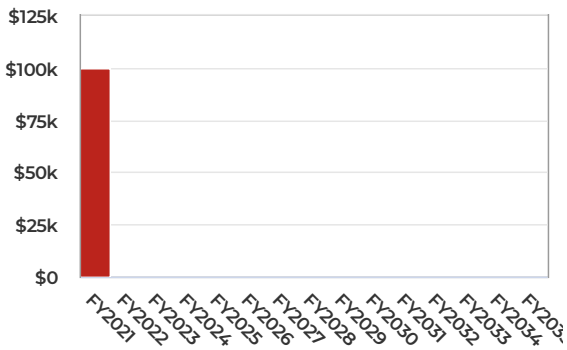


 <h3>How much will this project cost?</h3>	 <h3>How much will this project save?</h3>	 <h3>How much will this project earn?</h3>
Capital Costs            \$100,000 Operational Costs      \$0		
<b>\$100,000</b>	<b>\$0</b>	<b>\$0</b>

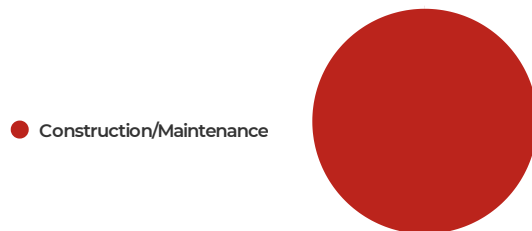
## Capital Cost

# \$100,000

Capital Cost by Year



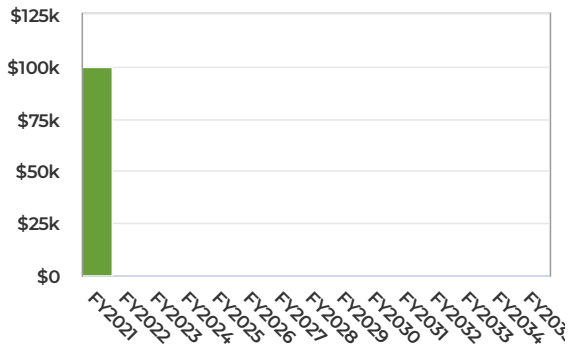
Capital Cost for All Years



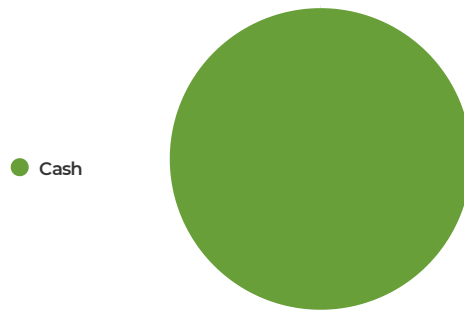
# Funding Sources

## \$100,000

### Funding Sources by Year



### Funding Sources for All Years



# NPDES Compliance Plans

Submitted By **Chris Cardott, Finance Director, Water Reclamation**  
 Created By **Chris Cardott, Water Reclamation**

Develop plans to comply with EPA NPDES permit requirements.

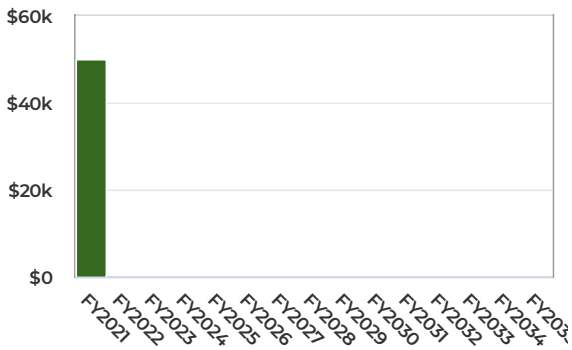


	<b>How much will this project cost?</b>		<b>How much will this project save?</b>		<b>How much will this project earn?</b>
	Capital Costs            \$50,000 Operational Costs       \$0				
	<b>\$50,000</b>		<b>\$0</b>		<b>\$0</b>

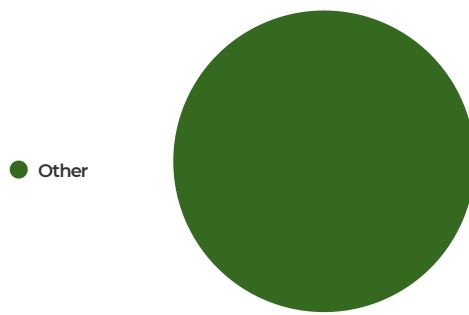
## Capital Cost

# \$50,000

Capital Cost by Year



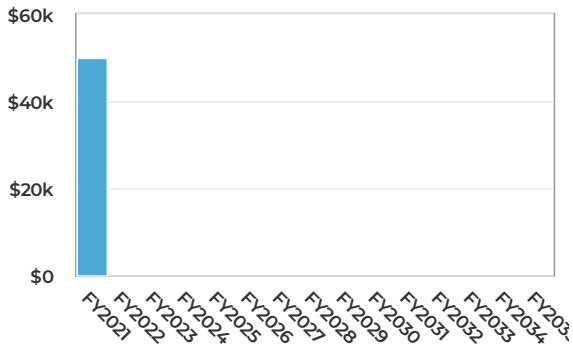
Capital Cost for All Years



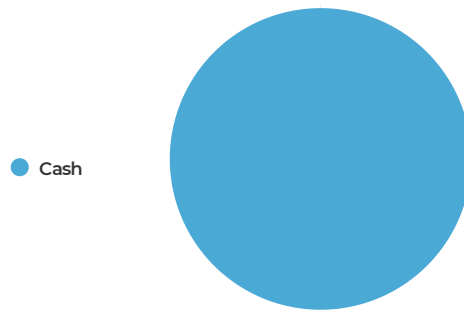
# Funding Sources

# \$50,000

### Funding Sources by Year



### Funding Sources for All Years



---

# **DOWNTOWN TIF REQUESTS**

---

# Vacant Properties

Submitted By **Chris Cardott, Finance Director, Downtown TIF**  
 Created By **Chris Cardott, Downtown TIF**

Purchase vacation properties to address blight and vacancies. Downtown beautification.

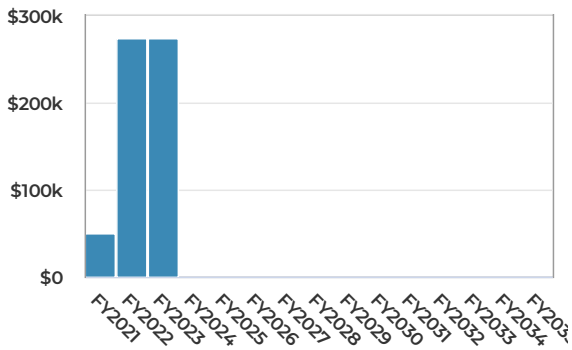


 <h3>How much will this project cost?</h3> <p>Capital Costs        \$600,000                  Operational Costs    \$0</p> <h2 style="color: blue;">\$600,000</h2>	 <h3>How much will this project save?</h3> <h2 style="color: orange;">\$0</h2>	 <h3>How much will this project earn?</h3> <h2 style="color: green;">\$0</h2>
---	---	--

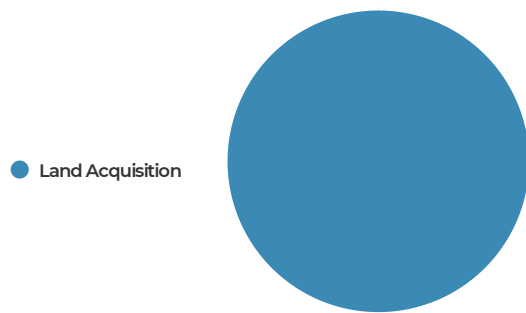
## Capital Cost

# \$600,000

Capital Cost by Year



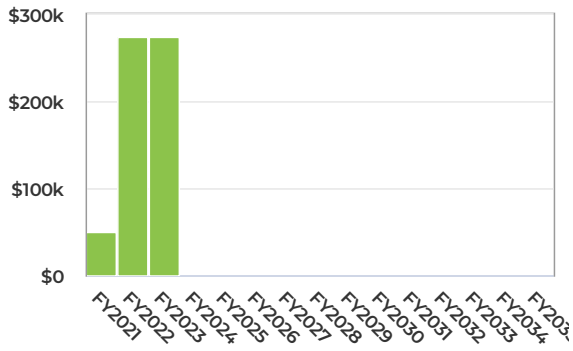
Capital Cost for All Years



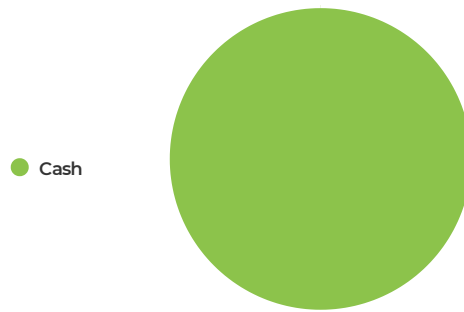
# Funding Sources

## \$600,000

### Funding Sources by Year



### Funding Sources for All Years



---

# **PEAKER PLANT REQUESTS**

---

# Peaker 1 Repairs

Submitted By **Chris Cardott, Finance Director, Peaker Plant**  
 Created By **Chris Cardott, Peaker Plant**

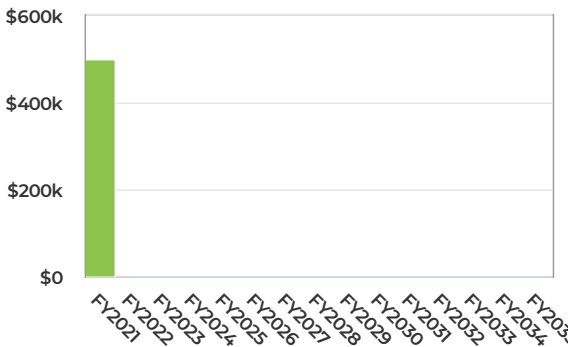
Peaker 1 - Fairbanks Engine for peak shaving is out of service due to a catastrophic failure

 <h3>How much will this project cost?</h3>	 <h3>How much will this project save?</h3>	 <h3>How much will this project earn?</h3>
Capital Costs            \$500,000 Operational Costs    \$0		
<b>\$500,000</b>	<b>\$0</b>	<b>\$0</b>

## Capital Cost

# \$500,000

Capital Cost by Year



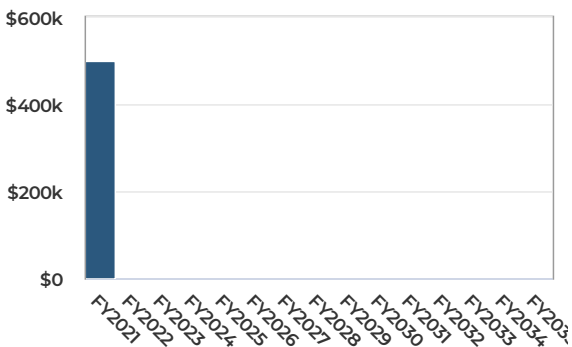
Capital Cost for All Years



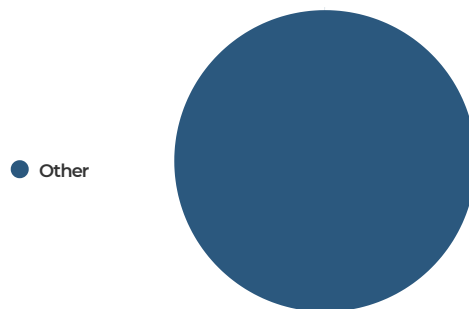
## Funding Sources

# \$500,000

Funding Sources by Year



Funding Sources for All Years



# Peaker Plant Siemens Controllers

Submitted By Chris Cardott, Finance Director, Peaker Plant  
 Created By Chris Cardott, Peaker Plant

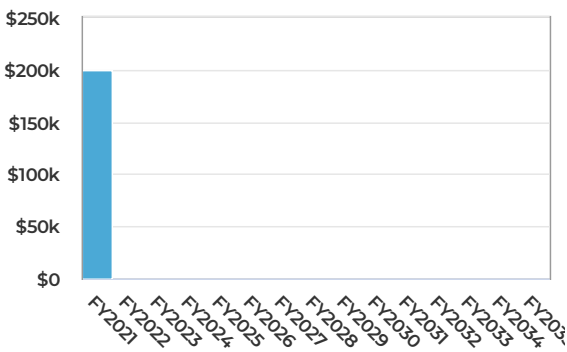
Replace the Siemens controllers at the Peaker Plant

 <h3>How much will this project cost?</h3>	 <h3>How much will this project save?</h3>	 <h3>How much will this project earn?</h3>
Capital Costs            \$200,000 Operational Costs    \$0		
<b>\$200,000</b>	<b>\$0</b>	<b>\$0</b>

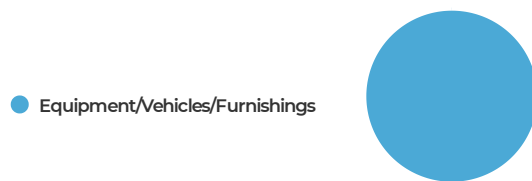
## Capital Cost

# \$200,000

Capital Cost by Year



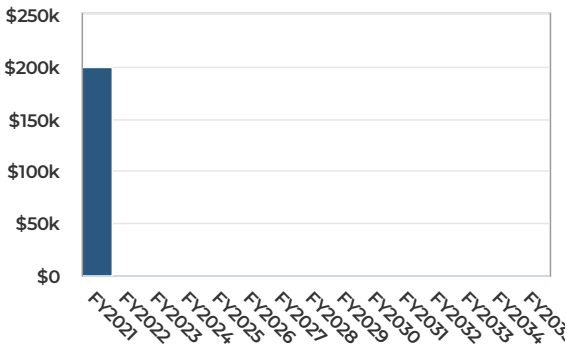
Capital Cost for All Years



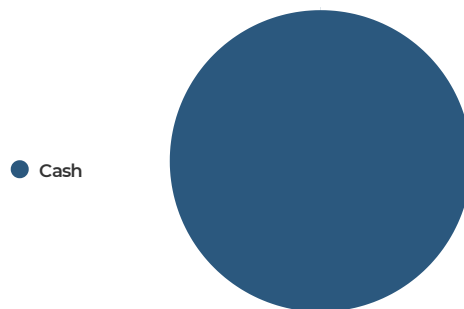
## Funding Sources

# \$200,000

Funding Sources by Year



Funding Sources for All Years



---

# **SOLID WASTE MGMT REQUESTS**

---

# Material and Equipment Trailers

Submitted By **Chris Cardott, Finance Director, Solid Waste Mgmt**  
 Created By **Chris Cardott, Solid Waste Mgmt**

Purchase one used semi tractor and two used semi trailers from auction. One lowboy trailer to move equipment and materials to and from job sites as needed. One dump trailer used to haul spoil from construction sites to landfill. Transport landscape waste, such as, brush and leaves to processing yard. Haul mulch from processing yard to Street Department Yard for Rochelle Residents. Transport E-waste from City electronic collection events to recycling facility.

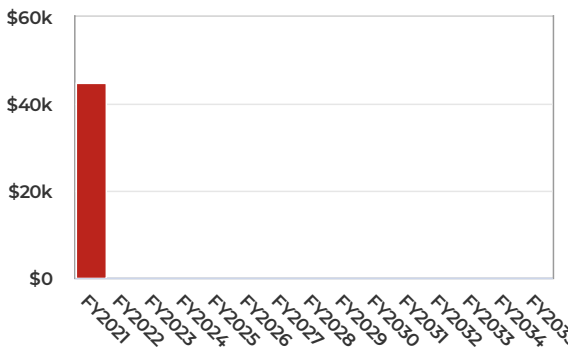


	<b>How much will this project cost?</b>		<b>How much will this project save?</b>		<b>How much will this project earn?</b>
	Capital Costs            \$45,000 Operational Costs       \$0				
	<b>\$45,000</b>		<b>\$0</b>		<b>\$0</b>

## Capital Cost

# \$45,000

Capital Cost by Year



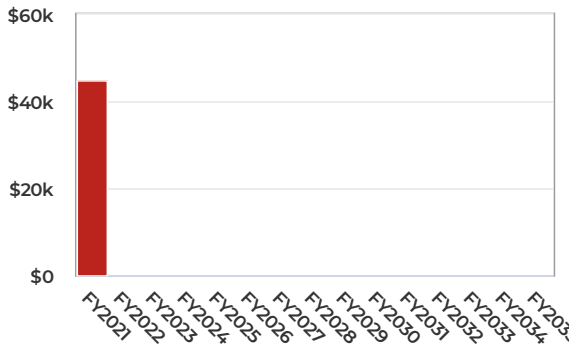
Capital Cost for All Years



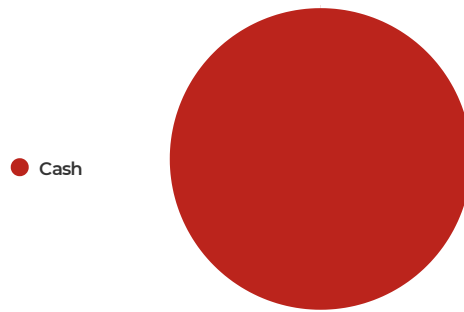
# Funding Sources

# \$45,000

### Funding Sources by Year



### Funding Sources for All Years



# Waste/Recycle Carts

Submitted By **Chris Cardott, Finance Director, Solid Waste Mgmt**  
 Created By **Chris Cardott, Solid Waste Mgmt**

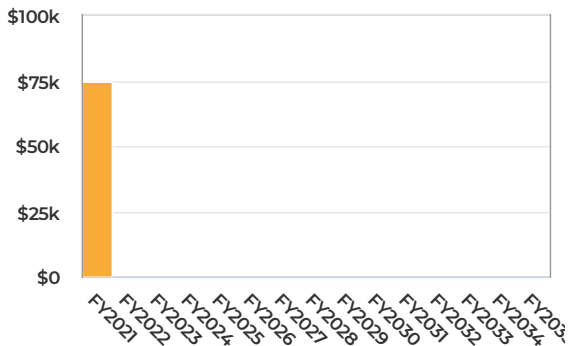
Trash/recycling carts are available in 35-65-95 gallon sizes. Carts have wheels so they can be easily moved, as well as attached lids to help reduce litter. In many areas of the City, garbage is collected in the alleys. Over time these alleys have deteriorated due to the weight of garbage trucks. To reduce damage to City alleys garbage collection would need to be moved to the street. To accommodate this transition Trash/recycling carts would need to be implemented. Trash/recycling carts have attached lids, keeping trash contained, decreasing litter and rodents. Carts are sturdy and have wheels so they can be easily moved.

 <h3>How much will this project cost?</h3>	 <h3>How much will this project save?</h3>	 <h3>How much will this project earn?</h3>
Capital Costs                 \$75,000 Operational Costs           \$0		
<b>\$75,000</b>	<b>\$0</b>	<b>\$0</b>

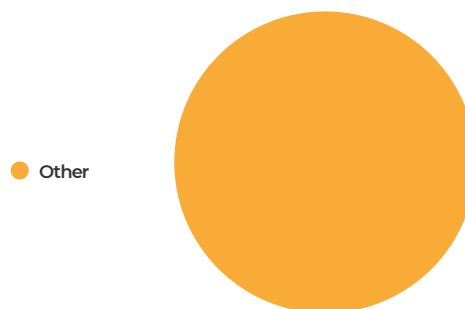
## Capital Cost

# \$75,000

Capital Cost by Year



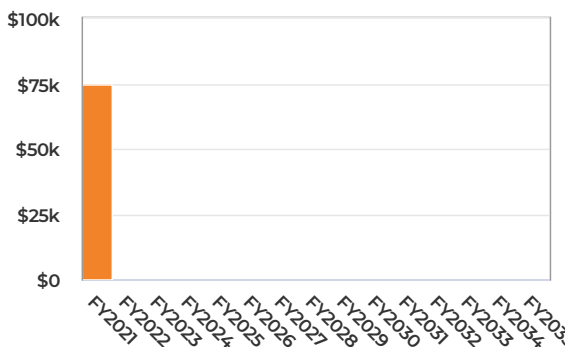
Capital Cost for All Years



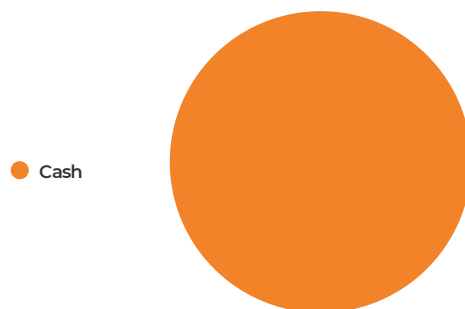
## Funding Sources

# \$75,000

Funding Sources by Year



Funding Sources for All Years



# Cell 1 Excavation and Re-disposal of Waste

Submitted By **Chris Cardott, Finance Director, Solid Waste Mgmt**  
 Created By **Chris Cardott, Solid Waste Mgmt**

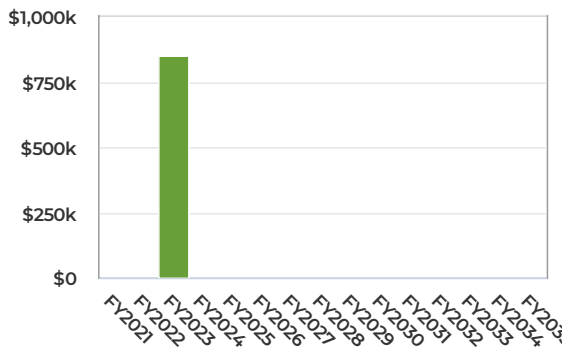
Remove waste from the unlined area of Rochelle Municipal landfill Unit 1. Relocate exhumed waste from unit 1 into newly developed portions of the expanded landfill. On October 16, 2006 the City filed an application for site location for an expansion of the Rochelle Municipal landfill. The application was approved by the City Council on April 11, 2007 subject to 37 siting conditions. 35 siting conditions were upheld. Siting Condition 13 states the operator shall complete the exhumation and re-disposal of waste from unit 1 as soon as practicable, but in no event later than 6 years from the date an IEPA permit is issued for the expansion, except as otherwise provided by the City for good cause shown. May 6, 2008, City Council approved an amendment to the Restatement Of The Host Agreement, approving an extension of the re-disposal Time Period to 10 years. The City is responsible for the first \$850,000.00 of the cost of excavation and re-disposal of the Unit 1 waste. The operator will be responsible for all costs of excavation and re-disposal of the Unit 1 waste in excess of that amount.

	<b>How much will this project cost?</b>		<b>How much will this project save?</b>		<b>How much will this project earn?</b>
	Capital Costs            \$850,000 Operational Costs       \$0				
	<b>\$850,000</b>		<b>\$0</b>		<b>\$0</b>

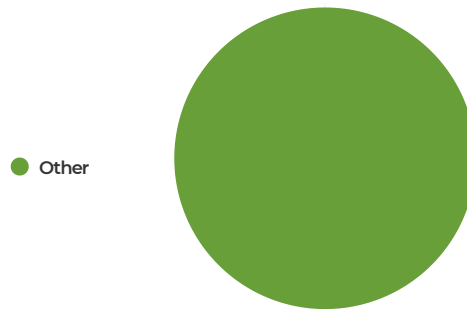
## Capital Cost

# \$850,000

Capital Cost by Year



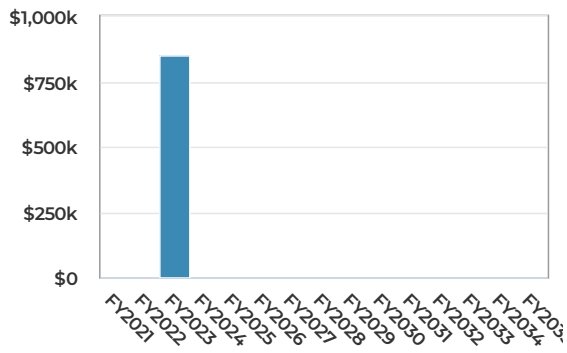
Capital Cost for All Years



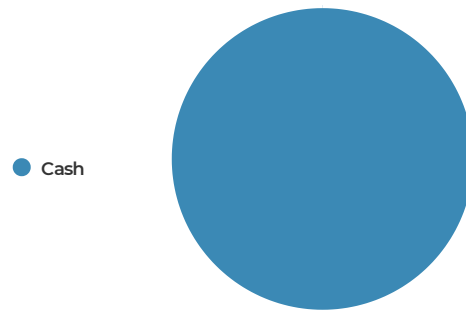
# Funding Sources

## \$850,000

### Funding Sources by Year



### Funding Sources for All Years



---

# **LIGHTHOUSE POINTE TIF REQUESTS**

---

# Lighting Plan and Streetlights

Submitted By Chris Cardott, Finance Director, Lighthouse Pointe TIF  
 Created By Chris Cardott, Lighthouse Pointe TIF

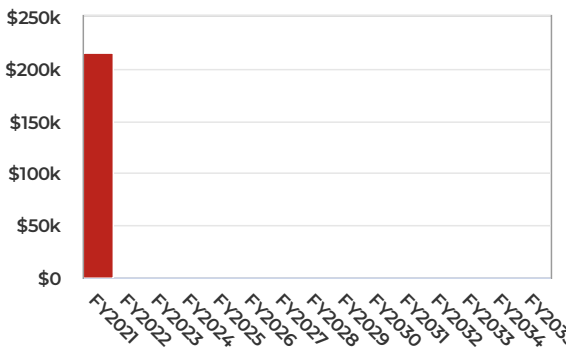
Illinois Rte 38 Highway lighting project from Caron Road to Northpointe Drive.

 <h3>How much will this project cost?</h3> <p>Capital Costs            \$215,000                  Operational Costs    \$0</p> <h2 style="color: blue;">\$215,000</h2>	 <h3>How much will this project save?</h3> <h2 style="color: orange;">\$0</h2>	 <h3>How much will this project earn?</h3> <h2 style="color: green;">\$0</h2>
---	---	--

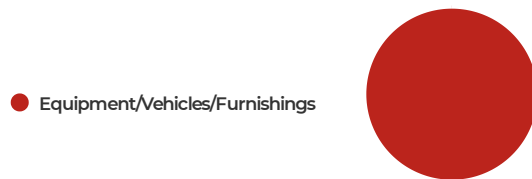
## Capital Cost

# \$215,000

### Capital Cost by Year



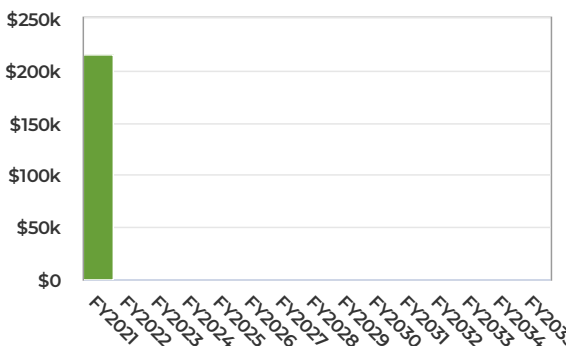
### Capital Cost for All Years



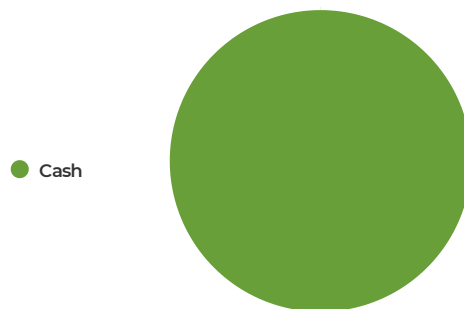
## Funding Sources

# \$215,000

### Funding Sources by Year



### Funding Sources for All Years



---

# **ADMINISTRATIVE SERVICES REQUESTS**

---

# Enterprise Resource Planning System

Submitted By **Chris Cardott, Finance Director, Administrative Services**  
 Created By **Chris Cardott, Administrative Services**

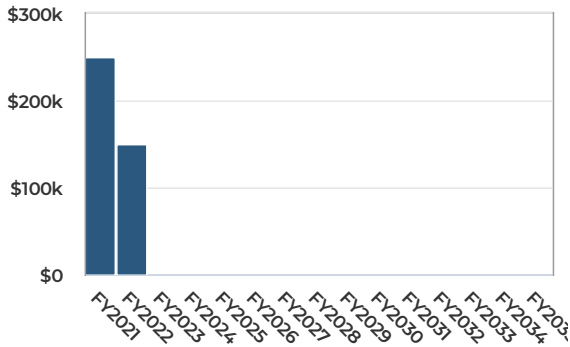
For the past 22 years, the City has used Caselle for finance, payroll, accounts payable, accounts receivable, and utility billing. It does not meet the needs of the City and should be replaced.

 <h3>How much will this project cost?</h3> <table border="0"> <tr> <td>Capital Costs</td> <td>\$400,000</td> </tr> <tr> <td>Operational Costs</td> <td>\$0</td> </tr> </table> <h2 style="color: blue;">\$400,000</h2>	Capital Costs	\$400,000	Operational Costs	\$0	 <h3>How much will this project save?</h3> <h2 style="color: orange;">\$0</h2>	 <h3>How much will this project earn?</h3> <h2 style="color: green;">\$0</h2>
Capital Costs	\$400,000					
Operational Costs	\$0					

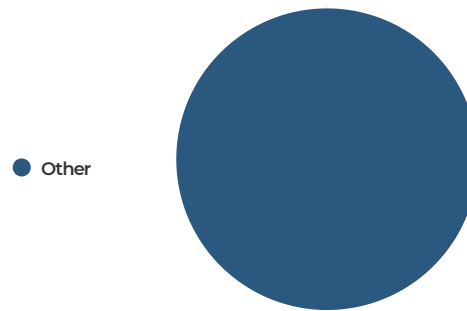
## Capital Cost

# \$400,000

Capital Cost by Year



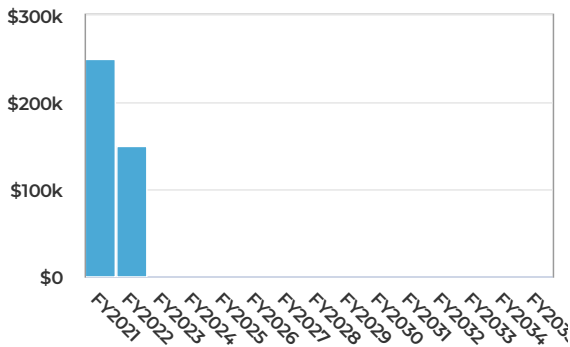
Capital Cost for All Years



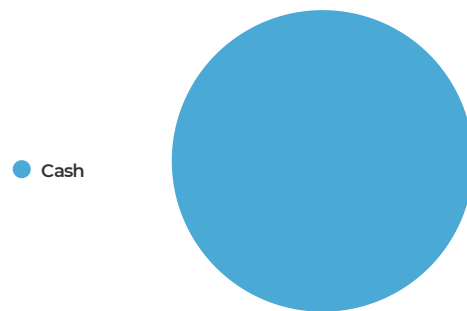
## Funding Sources

# \$400,000

Funding Sources by Year



Funding Sources for All Years



---

# **UTILITY ENGINEERING REQUESTS**

---

# Enterprise Asset Management System

Submitted By **Chris Cardott, Finance Director, Utility Engineering**  
 Created By **Chris Cardott, Utility Engineering**

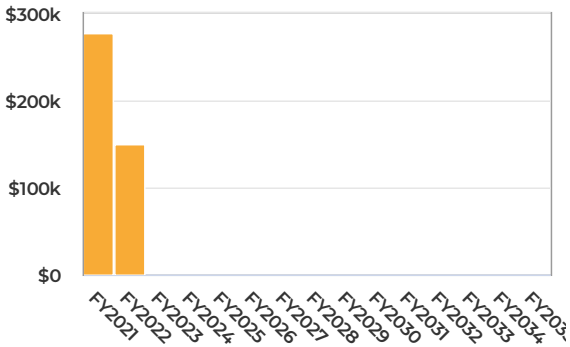
During the ERP assessment, the City identified that there was a significant gap in departments' ability to effectively respond to citizen requests. The City has been using two separate stand-alone software programs for inventory, work orders, and asset tracking in Streets, Electric, Water, Water Reclamation and IT to accomplish their Enterprise Asset Management (EAM) needs. Neither system integrates with the ERP. Even with the combination of both systems the City does not have a comprehensive solution for all departments.

 <h3>How much will this project cost?</h3>	 <h3>How much will this project save?</h3>	 <h3>How much will this project earn?</h3>
Capital Costs            \$427,000 Operational Costs      \$0		
<b>\$427,000</b>	<b>\$0</b>	<b>\$0</b>

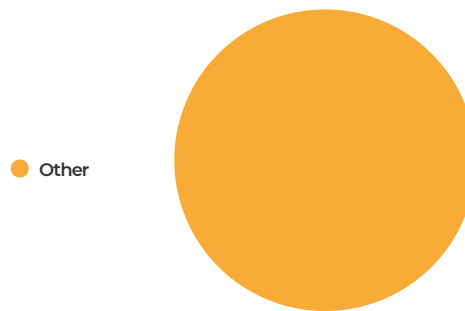
## Capital Cost

# \$427,000

Capital Cost by Year



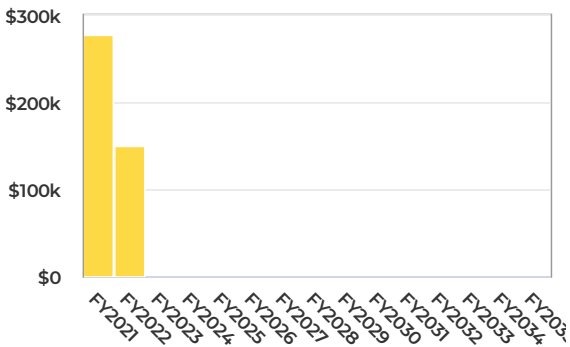
Capital Cost for All Years



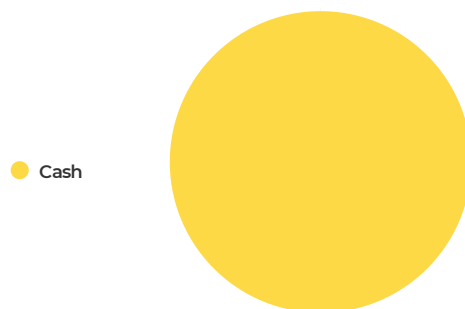
## Funding Sources

# \$427,000

Funding Sources by Year



Funding Sources for All Years



---

# **MUNICIPAL BUILDING REQUESTS**

---

# City Hall Kitchen

Submitted By **Chris Cardott, Finance Director, Municipal Building**  
 Created By **Chris Cardott, Municipal Building**

Install full kitchen adjacent to conference center

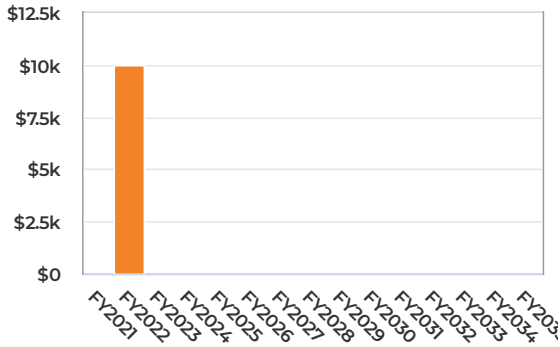


 <h3>How much will this project cost?</h3> <p>Capital Costs            \$10,000                  Operational Costs    \$0</p> <p style="font-size: 2em; font-weight: bold; color: #0056b3;">\$10,000</p>	 <h3>How much will this project save?</h3> <p style="font-size: 2em; font-weight: bold; color: #f7941d;">\$0</p>	 <h3>How much will this project earn?</h3> <p style="font-size: 2em; font-weight: bold; color: #4caf50;">\$0</p>
---	---	---

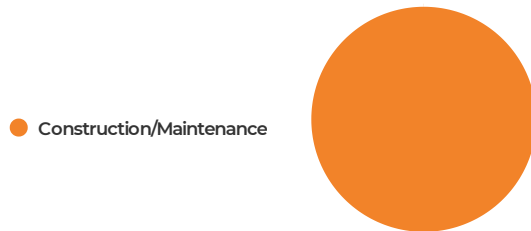
## Capital Cost

# \$10,000

Capital Cost by Year



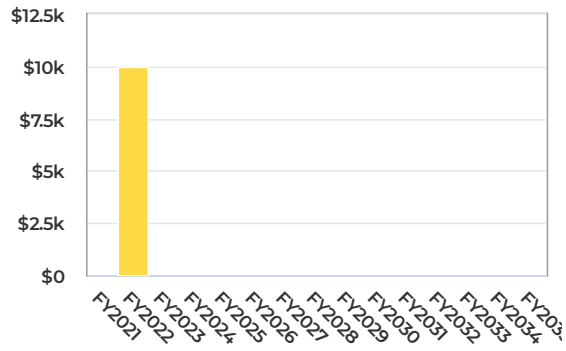
Capital Cost for All Years



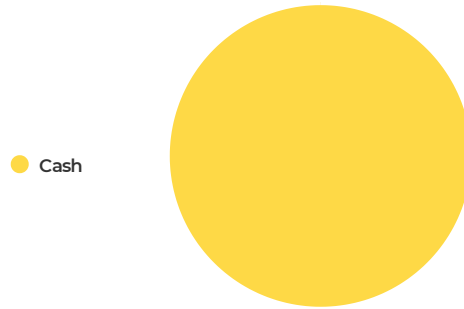
# Funding Sources

# \$10,000

### Funding Sources by Year



### Funding Sources for All Years



# LED Sign - Move and Update with Logo

Submitted By Chris Cardott, Finance Director, Municipal Building  
 Created By Chris Cardott, Municipal Building

Purchase and install LED sign along 251.

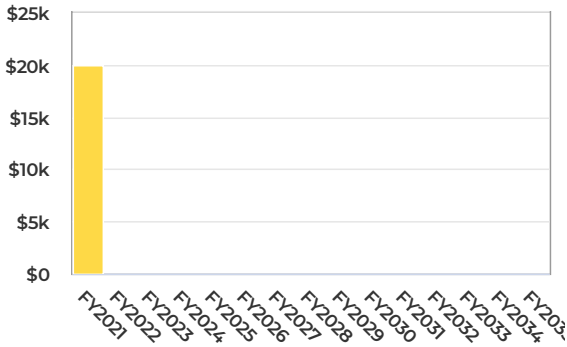


 <h3>How much will this project cost?</h3> <table border="0"> <tr> <td>Capital Costs</td> <td>\$20,000</td> </tr> <tr> <td>Operational Costs</td> <td>\$0</td> </tr> </table> <h2 style="color: blue;">\$20,000</h2>	Capital Costs	\$20,000	Operational Costs	\$0	 <h3>How much will this project save?</h3> <h2 style="color: orange;">\$0</h2>	 <h3>How much will this project earn?</h3> <h2 style="color: green;">\$0</h2>
Capital Costs	\$20,000					
Operational Costs	\$0					

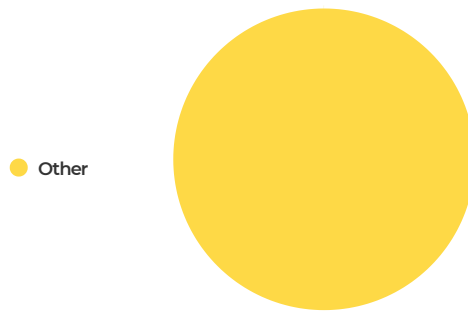
## Capital Cost

# \$20,000

Capital Cost by Year



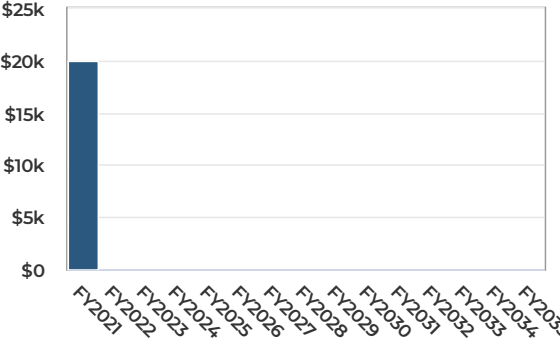
Capital Cost for All Years




# Funding Sources

# \$20,000

Funding Sources by Year



Funding Sources for All Years



# Auto Entrance Doors

Submitted By **Chris Cardott, Finance Director, Municipal Building**  
Created By **Chris Cardott, Municipal Building**

Install automatic doors, bollard or button to open doors at City Hall and Police entrances.

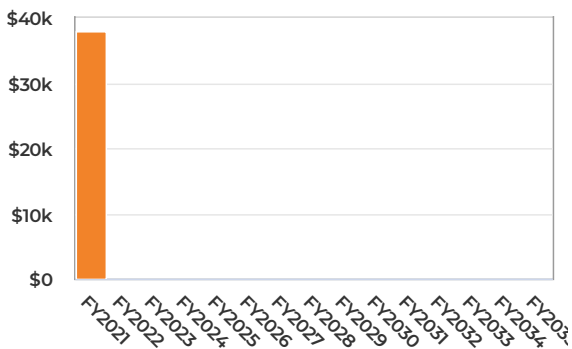


 <b>How much will this project cost?</b>	 <b>How much will this project save?</b>	 <b>How much will this project earn?</b>
Capital Costs            \$38,000 Operational Costs        \$0		
<b>\$38,000</b>	<b>\$0</b>	<b>\$0</b>

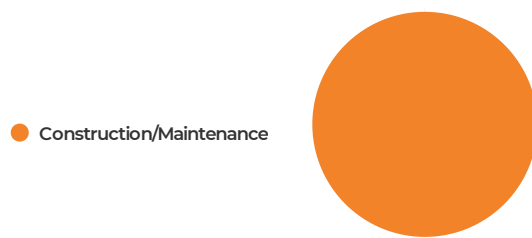
## Capital Cost

# \$38,000

Capital Cost by Year



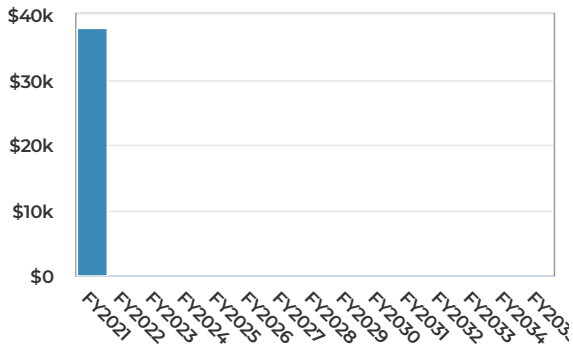
Capital Cost for All Years



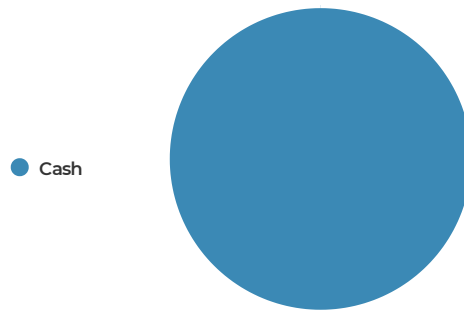
# Funding Sources

# \$38,000

### Funding Sources by Year



### Funding Sources for All Years



# City Hall Columns

Submitted By **Chris Cardott, Finance Director, Municipal Building**  
 Created By **Chris Cardott, Municipal Building**

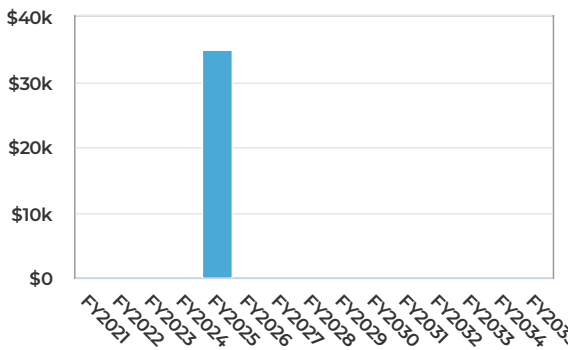
Replace 10 wood pillars around City Hall with composite pillars including 4 main entrance, 1 east door to judge's office, 4 north side and 1 employee entrance

	<b>How much will this project cost?</b>		<b>How much will this project save?</b>		<b>How much will this project earn?</b>
	Capital Costs           \$35,000 Operational Costs     \$0				
	<b>\$35,000</b>		<b>\$0</b>		<b>\$0</b>

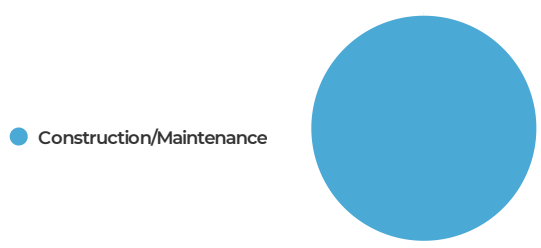
## Capital Cost

# \$35,000

Capital Cost by Year



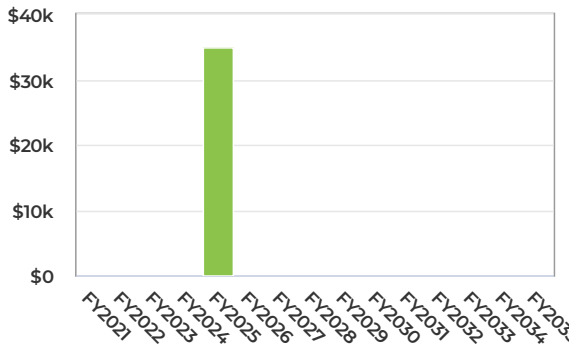
Capital Cost for All Years



# Funding Sources

# \$35,000

### Funding Sources by Year



### Funding Sources for All Years

